

CELANESE CORP

FORM 424B3

(Prospectus filed pursuant to Rule 424(b)(3))

Filed 11/15/05

Address	222 W. LAS COLINAS BLVD., SUITE 900N IRVING, TX, 75039-5421
Telephone	972-443-4000
CIK	0001306830
Symbol	CE
SIC Code	2820 - Plastic Material, Synthetic Resin/Rubber, Cellulos (No Glass)
Industry	Commodity Chemicals
Sector	Basic Materials
Fiscal Year	12/31

CELANESE CORP

FORM 424B3

(Prospectus filed pursuant to Rule 424(b)(3))

Filed 11/15/2005

Address	1601 W. LBJ FREEWAY DALLAS, Texas 75234
Telephone	972-443-4000
CIK	0001306830
Fiscal Year	12/31

Powered By **EDGAR**
Online

<http://www.edgar-online.com/>

© Copyright 2005. All Rights Reserved.

Distribution and use of this document restricted under EDGAR Online's Terms of Use.


PROSPECTUS SUPPLEMENT
(To Prospectus dated November 7, 2005)

12,000,000 Shares




Celanese Corporation

SERIES A COMMON STOCK



The selling stockholders identified in this prospectus supplement are offering 12,000,000 shares of Series A common stock of Celanese Corporation in an underwritten offering. The selling stockholders will receive all of the net proceeds from this offering.



The Series A common stock is listed on the New York Stock Exchange under the symbol "CE". The last reported sale price of Celanese Corporation's Series A common stock on the New York Stock Exchange on November 11, 2005 was \$17.55 per share.



Investing in the Series A common stock involves risks. See "Risk Factors" beginning on page 14 of the accompanying prospectus.

The underwriter will purchase the Series A common stock from the selling stockholders at a price of \$17.10 per share, resulting in \$205,200,000 aggregate proceeds to the selling stockholders.

The underwriter may offer the Series A common stock from time to time in one or more transactions in the over-the-counter market or through negotiated transactions at market prices or at negotiated prices. See "Underwriter".

The selling stockholders have granted the underwriter the right to purchase up to an additional 1,800,000 shares of Series A common stock to cover over-allotments. The selling stockholders will receive the net proceeds from any shares sold pursuant to the underwriter's over-allotment option. If the over-allotment option is exercised in full, the selling stockholders will receive aggregate proceeds of \$235,980,000.

The Securities and Exchange Commission and state securities regulators have not approved or disapproved these securities, or determined if this prospectus supplement or the accompanying prospectus is truthful or complete. Any representation to the contrary is a criminal offense.

The underwriter expects to deliver the shares to purchasers on November 17, 2005.





Credit Suisse First Boston

November 14, 2005.

TABLE OF CONTENTS

Prospectus Supplement

Recent Developments	S-1
Principal and Selling Stockholders	S-8
Underwriter	S-11
Notice to Canadian Residents	S-14
Annex A: Form 10-Q for the Quarterly Period ended September 30, 2005 (excluding exhibits)	

Prospectus

	<u>Page</u>
Basis of Presentation	ii
Market and Industry Data and Forecasts	iv
Prospectus Summary	1
Risk Factors	14
Special Note Regarding Forward-Looking Statements	33
The Transactions	35
The Recent Restructuring	42
The Recent Financings	46
Use of Proceeds	47
Price Range of Common Stock	47
Dividend Policy	47
Capitalization	49

Unaudited Pro Forma Financial Information	50
Selected Historical Financial Data	58
Management's Discussion and Analysis of Financial Condition and Results of Operations	60
Industry Overview	133
Business	138
Management	171
Principal and Selling Stockholders	184
Certain Relationships and Related Party Transactions	187
Description of Indebtedness	191
Description of Capital Stock	198
Description of Convertible Perpetual Preferred Stock	203
Shares Eligible for Future Sales	206
Certain United States Federal Income and Estate Tax Consequences to non-U.S. Holders	208
Plan of Distribution	211
Validity of the Shares	213
Experts	213
Where You Can Find Additional Information	214
Index to Consolidated Financial Statements	F-1



This document is in two parts. The first part is this prospectus supplement, which describes the specific terms of the offering of common stock and also adds to and updates information contained in the accompanying prospectus. The second part is the accompanying prospectus, which gives more general information. If the description of the offering varies between this prospectus supplement and the accompanying prospectus, you should rely on the information in this prospectus supplement.

You should rely only on the information contained in this prospectus supplement and the accompanying prospectus. None of the Issuer, its subsidiaries or the selling stockholders have authorized anyone to provide you with information different from that contained in this prospectus supplement and the accompanying prospectus. The prospectus supplement and the accompanying prospectus may be used only for the purposes for which it has been published and no person has been authorized to give any information not contained in this prospectus supplement and the accompanying prospectus. If you receive any other information, you should not rely on it. The selling stockholders are not making an offer of these securities in any jurisdiction where the offer is not permitted.

[THIS PAGE INTENTIONALLY LEFT BLANK.]

ii

RECENT DEVELOPMENTS

The following information is based on our preliminary unaudited results as of September 30, 2005 and for the three and nine months ended September 30, 2005. The information is derived from preliminary internal financial reports, and as a result is subject to completion of our normal quarterly closing procedures.

Consolidated Statements of Operations

<i>in \$ millions, unaudited</i>	Three Months Ended September 30, 2005	Three Months Ended September 30, 2004	Nine Months Ended September 30, 2005
Net sales	1,536	1,265	4,562
Cost of sales	(1,253)	(1,005)	(3,553)
Gross profit	283	260	1,009
Selling, general and administrative expenses	(144)	(153)	(441)
Research and development expenses	(22)	(23)	(68)
Special charges:			
Insurance recoveries associated with plumbing cases	—	(1)	4
Restructuring, impairment and other special charges	(24)	(58)	(93)
Foreign exchange gain (loss), net	(2)	(2)	—
Gain (loss) on disposition of assets	1	2	(1)
Operating profit	92	25	410
Equity in net earnings of affiliates	21	17	48
Interest expense	(72)	(98)	(316)
Interest income	7	8	31
Other income (expense), net	26	17	47
Earnings (loss) from continuing operations before tax and minority interests	74	(31)	220
Income tax provision	(26)	(48)	(77)
Earnings (loss) from continuing operations before minority interests	48	(79)	143

Minority interests	(3)	8	(41)
Earnings (loss) from continuing operations	45	(71)	102
Earnings (loss) from discontinued operations	—	—	—
Net earnings (loss)	45	(71)	102

S-1

Consolidated Balance Sheets

<i>in \$ millions, unaudited</i>	As of September 30, 2005	As of December 31 2004
ASSETS		
Current assets:		
Cash and cash equivalents	401	838
Receivables, net:		
Trade receivables, net - third party and affiliates	947	866
Other receivables	519	670
Inventories	625	618
Deferred income taxes	69	71
Other assets	47	86
Assets of discontinued operations	2	2
Total current assets	2,610	3,151
Investments	551	600
Property, plant and equipment, net	1,982	1,702
Deferred income taxes	35	54
Other assets	727	756
Goodwill	1,042	747
Intangible assets, net	393	400
Total assets	7,340	7,410
LIABILITIES AND SHAREHOLDERS' EQUITY (DEFICIT)		
Current liabilities:		
Short-term borrowings and current installments of long-term debt	181	144
Accounts payable and accrued liabilities:		
Trade payables - third party and affiliates	698	722
Other current liabilities	813	888
Deferred income taxes	13	20
Income taxes payable	224	214
Liabilities of discontinued operations	3	7
Total current liabilities	1,932	1,995
Long-term debt	3,315	3,243
Deferred income taxes	225	256

Benefit obligations	1,154	1,000
Other liabilities	506	510
Minority interests	149	518
Shareholders' equity (deficit):		
Preferred stock	—	—
Common stock	—	—
Additional paid-in capital	344	158
Retained earnings (accumulated deficit)	(151)	(253)
Accumulated other comprehensive loss	(134)	(17)
Shareholders' equity (deficit)	59	(112)
Total liabilities and shareholders' equity (deficit)	7,340	7,410

S-2

Executive level overview—Three Months Ended September 30, 2005 Compared with Three Months Ended September 30, 2004

In the three months ended September 30, 2005, net sales rose 21% to \$1,536 million compared to \$1,265 million in the same period last year primarily due to higher pricing, mainly in the Chemical Products segment, and the net sales from the recently acquired Vinamul and Acetex businesses. Operating profit more than tripled to \$92 million compared to \$25 million in the same period last year principally driven by higher pricing, productivity improvements and a decrease in special charges of \$35 million. These effects more than offset higher raw material and energy costs, mainly for ethylene and natural gas. Operating profit for the three months ended September 30, 2005 included a \$15 million charge to cost of sales for a non-cash inventory-related purchase accounting adjustment. For the three months ended September 30, 2005, Acetex (including AT Plastics) and Vinamul, reported operating losses of \$1 million and \$3 million, respectively, primarily related to inventory purchase accounting adjustments and integration costs in connection with the acquisitions. The Company recorded net earnings of \$45 million compared to a net loss of \$71 million. This increase is primarily due to higher operating profit and lower interest expense, compared to the prior period in 2004, which included deferred financing costs of \$18 million and a prepayment premium of \$21 million associated with the refinancing of the mandatorily redeemable preferred stock. This increase was partially offset by a \$13 million increase in 2005 in interest expense due to higher debt levels and higher interest rates.

Recent Business Highlights:

- In November 2005, the Board of Directors of Celanese Corporation granted approval to a squeeze-out of remaining minority shareholders of Celanese AG.
- Signed a letter of intent to divest Ticona's non-core cyclo-olefin copolymer (COC) business to a venture between Daicel and our Polyplastics equity investment.

Third Quarter Segment Overview

NET SALES

Net Sales

<i>in \$ millions, unaudited</i>	Three Months Ended September 30, 2005	Three Months Ended September 30, 2004	Nine Months Ended September 30, 2005
Chemical Products	1,100	840	3,229

Technical Polymers Ticona	212	213	674
Acetate Products	163	176	542
Performance Products	46	47	140
Segment total	1,521	1,276	4,585
Other activities	55	20	75
Intersegment eliminations	(40)	(31)	(98)
Total	1,536	1,265	4,562

S-3

Factors Affecting Third Quarter 2005 Segment Net Sales Compared to Third Quarter 2004

<i>in percent, unaudited</i>	Volume	Price	Currency	Other*	Total
Chemical Products	2%	12%	1%	16%	31%
Technical Polymers Ticona	-5%	5%	0%	0%	0%
Acetate Products	-12%	5%	0%	0%	-7%
Performance Products	2%	-4%	0%	0%	-2%
Segment total	-1%	9%	0%	11%	19%

* Primarily represents net sales of the recently acquired Vinamul and Acetex businesses, excluding AT Plastics

KEY FINANCIAL DATA

Operating Profit (Loss)

<i>in \$ millions, unaudited</i>	Three Months Ended September 30, 2005	Three Months Ended September 30, 2004	Nine Months Ended September 30, 2005
Chemical Products	98	83	430
Technical Polymers Ticona	18	15	62
Acetate Products	4	(39)	34
Performance Products	13	12	41
Segment total	133	71	567
Other activities	(41)	(46)	(157)
Total	92	25	410

Earnings (Loss) from Continuing Operations Before Tax and Minority Interests

<i>in \$ millions, unaudited</i>	Three Months Ended September 30, 2005	Three Months Ended September 30, 2004	Nine Months Ended September 30, 2005
Chemical Products	134	100	476

Technical Polymers Ticona	34	29	107
Acetate Products	4	(39)	36
Performance Products	10	11	36
Segment total	182	101	655
Other activities	(108)	(132)	(435)
Total	74	(31)	220

Depreciation and Amortization Expense

<i>in \$ millions, unaudited</i>	Three Months Ended September 30, 2005	Three Months Ended September 30, 2004	Nine Months Ended September 30, 2005
Chemical Products	45	39	118
Technical Polymers Ticona	13	19	42
Acetate Products	3	16	21
Performance Products	4	3	10
Segment total	65	77	191
Other activities	5	2	9
Total	70	79	200

S-4

Special Charges in Operating Profit (Loss)

<i>in \$ millions, unaudited</i>	Three Months Ended September 30, 2005	Three Months Ended September 30, 2004	Nine Months Ended September 30, 2005
Chemical Products	(12)	(3)	(16)
Technical Polymers Ticona	(1)	(6)	(22)
Acetate Products	(9)	(50)	(10)
Performance Products	—	—	—
Segment total	(22)	(59)	(48)
Other activities	(2)	—	(41)
Total	(24)	(59)	(89)

Breakout of Special Charges by Type

<i>in \$ millions, unaudited</i>	Three Months Ended September 30, 2005	Three Months Ended September 30, 2004	Nine Months Ended September 30, 2005
Employee termination benefits	(9)	(6)	(18)
Plant/office closures	(13)	(52)	(14)

Restructuring adjustments	—	1	—
Total restructuring	(22)	(57)	(32)
Insurance recoveries associated with plumbing cases	—	(1)	4
Asset impairments	(1)	—	(25)
Termination of advisor monitoring services	—	—	(35)
Other	(1)	(1)	(1)
Total	(24)	(59)	(89)

Three Months Ended September 30, 2005 Compared with Three Months Ended September 30, 2004

Chemical Products

Higher pricing driven by strong demand, high industry utilization rates and higher raw material costs in base products, such as acetic acid and vinyl acetate, as well as the results of the recent Acetex and Vinamul acquisitions, resulted in a net sales increase of 31% to \$1,100 million for Chemical Products. Earnings from continuing operations before tax and minority interests rose by 34% to \$134 million, benefiting from increased operating profit and dividends from the Ibn Sina cost investment, which more than doubled to \$33 million in the quarter. Higher pricing for base products more than offset higher raw material costs, such as ethylene and natural gas. Downstream products, such as emulsions and polyvinyl alcohol, however, experienced margin compression, as raw material costs rose faster than pricing.

Technical Polymers Ticona

Net sales for Ticona were essentially flat at \$212 million compared to the same period last year. The Company was successful in its pricing initiatives, which offset lower polyacetal volumes, resulting from a weak European automotive market and reduced sales to lower end applications. Earnings from continuing operations before tax and minority interests increased by 17% to \$34 million due to progress in its cost savings initiatives, higher pricing, and lower depreciation and amortization expense. Earnings from equity investments in Asia and the U.S. also increased in the period. These factors were partly offset by higher raw material costs, lower volumes, and lower inventory versus last year when there was a build for a planned maintenance turnaround.

S-5

Acetate Products

Acetate Products' net sales declined by 7% to \$163 million as higher pricing for tow and flake and increased flake volumes did not offset lower volumes for filament and tow due to our planned exit from the filament business and the shutdown of a Canadian tow plant. Earnings from continuing operations before tax and minority interests increased to \$4 million compared to a loss of \$(39) million in the same period last year due to lower special charges of \$9 million in 2005 versus \$50 million in 2004 and lower depreciation and amortization expense largely related to restructuring initiatives. In the third quarter of 2005, higher raw material and energy costs, along with temporarily higher manufacturing costs resulting from a realignment in inventory levels, were partially offset by higher pricing and savings from restructuring initiatives.

Performance Products

Net sales for the Performance Products segment decreased by \$1 million to \$46 million compared to the same period last year as higher volumes, largely for Sunett[®] sweetener, were offset by lower pricing for the sweetener. Earnings from continuing operations before tax and minority interests declined slightly by \$1 million to \$10 million as improved conditions in the sorbates business and cost savings were offset by lower pricing for Sunett and an impairment of cost investments.

Other Activities

Other Activities primarily consists of corporate center costs, including financing and administrative activities, and certain other operating entities, including the captive insurance companies and the AT Plastics

business of Acetex, which was acquired in July 2005. Net sales for Other Activities increased to \$55 million from \$20 million in the same period last year primarily due to the addition of \$49 million in sales from AT Plastics, which was partially offset by lower third party sales from the captive insurance companies and the divestitures of the performance polymer polybenzamidazole (PBI) and Vectran polymer fiber businesses. Loss from continuing operations before tax and minority interests improved to a loss of \$108 million from a loss of \$132 million in the same period last year mainly due to \$26 million in lower interest expense than in 2004, which included \$18 million in deferred financing costs and a \$21-million prepayment premium for the refinancing of redeemable preferred stock. This decrease was partially offset by increased interest expense on higher debt levels and interest rates.

Equity and Cost Investments

Dividends from equity and cost investments increased by 52% to \$47 million from \$31 million in the same quarter last year, primarily due to higher dividends from our Ibn Sina cost investment in Saudi Arabia. Equity in net earnings of affiliates rose 24% to \$21 million on increased performance of our Asian investments.

Liquidity

As of September 30, 2005, we had total debt of \$3,496 million and cash and cash equivalents of \$401 million.

S-6

Cash Dividends Received

<i>in \$ millions, unaudited</i>	Three Months Ended September 30, 2005	Three Months Ended September 30, 2004	Nine Months Ended September 30, 2005
Dividends from equity investments	14	14	60
Dividends from cost investments	33	17	54
Total	47	31	114

On November 10, 2005, we filed with the Securities and Exchange Commission a quarterly report on Form 10-Q for the quarterly period ended September 30, 2005. The Form 10-Q is attached in its entirety (excluding exhibits) to this prospectus supplement as Annex A. You should carefully review the information included in the Form 10-Q in addition to the information included in this prospectus supplement and the accompanying prospectus.

S-7

PRINCIPAL AND SELLING STOCKHOLDERS

The following table sets forth information with respect to the number of shares to be sold in this offering and the beneficial ownership of common stock of Celanese Corporation, by (i) each person known to own beneficially more than 5% of common stock of Celanese Corporation, (ii) each of the directors of Celanese Corporation, (iii) each of the named executive officers of Celanese Corporation, (iv) all directors and executive officers as a group, and (v) each selling stockholder.

Each selling stockholder purchased shares of our Series A Common Stock in the ordinary course of business and, at the time of such purchase, had no agreements or understandings, directly or indirectly, with any person to distribute such securities.

The number of shares outstanding and the percentages of beneficial ownership are based on 158,562,161 shares of common stock of Celanese Corporation issued and outstanding as of October 26, 2005.

Name of Beneficial Owner	Amount and Nature of Beneficial Ownership of Common Stock*						
	Common Stock Beneficially Owned Prior to this Offering	Rights to Acquire Shares of Common Stock Prior to this Offering	Total Common Stock Beneficially Owned Prior to this Offering	Percentage of Common Stock Beneficially Owned Prior to this Offering	Shares of Common Stock to be Sold	Common Stock Beneficially Owned After this Offering	Percentage of Common Stock Beneficially Owned After this Offering
Blackstone Capital Partners (Cayman) Ltd. 1 ⁽¹⁾ ,	61,357,578	—	61,357,578	38.7%	6,889,086	54,468,492	34.35%
Blackstone Capital Partners (Cayman) Ltd. 2 ⁽¹⁾ ,	4,255,324	—	4,255,324	2.7%	477,778	3,777,546	2.38%
Blackstone Capital Partners (Cayman) Ltd. 3 ⁽¹⁾	33,359,813	—	33,359,813	21.0%	3,745,562	29,614,251	18.68%
BA Capital Investors Sidecar Fund, L.P. ⁽²⁾	7,905,169	—	7,905,169	4.99%	887,574	7,017,595	4.43%
Stephen A. Schwarzman ⁽¹⁾	98,972,715	30,777	99,003,492	62.45%	—	87,891,066	55.43%
Peter G. Peterson ⁽¹⁾	98,972,715	30,777	99,003,492	62.45%	—	87,891,066	55.43%
FMR Corp. ⁽³⁾	21,147,125	—	21,147,125	13.1%	—	21,147,125	13.1%
David N. Weidman ⁽⁴⁾	619,564	472,361	1,091,925	**	—	1,091,925	**
John J. Gallagher III ⁽⁴⁾	37,000	730,000	767,000	**	—	767,000	**
Lyndon B. Cole ⁽⁴⁾	242,222	184,665	426,887	**	—	426,887	**
Andreas Pohlmann ⁽⁴⁾	199,478	152,077	351,555	**	—	351,555	**
Curtis S. Shaw ⁽⁴⁾	27,100	—	27,100	**	—	27,100	**
Chinh E. Chu ⁽⁵⁾	—	—	—	**	—	—	**
John M. Ballbach ⁽⁴⁾	23,598	6,155	29,753	**	—	29,753	**
James Barlett ⁽⁴⁾	8,598	6,155	14,753	**	—	14,753	**
Benjamin J. Jenkins ⁽⁵⁾	—	—	—	**	—	—	**
William H. Joyce ⁽⁴⁾	28,598	6,155	34,753	**	—	34,753	**
Anjan Mukherjee ⁽⁵⁾	—	—	—	**	—	—	**
Paul H. O'Neill ⁽⁴⁾	3,598	6,155	9,753	**	—	9,753	**
Hanns Ostmeier ⁽⁵⁾	—	—	—	**	—	—	**
James A. Quella ⁽⁵⁾	—	—	—	**	—	—	**
Daniel S. Sanders ⁽⁴⁾	13,598	6,155	19,753	**	—	19,753	**
All directors and executive officers as a group (15 persons)	1,432,978	1,040,797	2,473,775	1.56%	—	2,473,775	1.56%

* All information in this table assumes no exercise by the underwriter of its over-allotment option. Following the payment of a special dividend to holders of Celanese Corporation's Series B common stock in April 2005, all outstanding shares of Series B common stock automatically converted into shares of Celanese Corporation's Series A common stock pursuant to our second amended and restated certificate of incorporation. As a result, Celanese Corporation currently has no Series B

common stock outstanding. In addition, Celanese Corporation has 9,600,000 shares of issued and outstanding 4.25% convertible perpetual preferred stock which are convertible into shares of Series A common stock at any time at a conversion rate of 1.25 shares of Series A common stock for each share of preferred stock, subject to adjustments. The rights to acquire shares of common stock relate to the rights to acquire within 60 days of October 26, 2005, the identified number of shares of common stock underlying the vested stock options held by directors, executive officers and Blackstone Management Partners IV, LLC.

** Less than 1 percent of shares of common stock outstanding (excluding, in the case of all directors and executive officers individually and as a group, shares beneficially owned by the affiliates of The Blackstone Group and BA Capital Investors Sidecar Fund, L.P., respectively).

- (1) Blackstone Capital Partners (Cayman) Ltd. 1 ("Cayman 1"), Blackstone Capital Partners (Cayman) Ltd. 2 ("Cayman 2"), and Blackstone Capital Partners (Cayman) Ltd. 3 ("Cayman 3" and collectively with Cayman 1 and Cayman 2, the "Cayman Entities") are affiliates of the Blackstone Group. The Cayman Entities and BA Capital Investors Sidecar Fund L.P. are the only selling stockholders in this offering. Blackstone Capital Partners (Cayman) IV L.P. ("BCP IV") owns 100% of Cayman 1. Blackstone Family Investment Partnership (Cayman) IV-A L.P. ("BFIP") and Blackstone Capital Partners (Cayman) IV-A L.P. ("BCP IV-A") collectively own 100% of Cayman 2. Blackstone Chemical Coinvest Partners (Cayman) L.P. ("BCCP" and, collectively with BCP IV, BFIP and BCP IV-A, the "Blackstone Funds") owns 100% of Cayman 3. Blackstone Management Associates (Cayman) IV L.P. ("BMA") is the general partner of each of the Blackstone Funds. Blackstone LR Associates (Cayman) IV Ltd. ("BLRA") is the general partner of BMA and may, therefore, be deemed to have shared voting and investment power over shares of common stock of Celanese Corporation. Mr. Chu, who serves as a director of Celanese Corporation and is a member of the supervisory board of CAG, is a non-controlling shareholder of BLRA and disclaims any beneficial ownership of shares of common stock of Celanese Corporation beneficially owned by BLRA. Messrs. Peter G. Peterson and Stephen A. Schwarzman are directors and controlling persons of BLRA and as such may be deemed to share beneficial ownership of shares of common stock of Celanese Corporation controlled by BLRA. Each of BLRA and Messrs. Peterson and Schwarzman disclaims beneficial ownership of such shares. On January 25, 2005, Celanese Corporation issued to Blackstone Management Partners IV L.L.C. (in lieu of granting such options to directors of Celanese Corporation who are employees of The Blackstone Group in connection with Celanese Corporation's regular director compensation arrangements) options to acquire an aggregate of 123,110 shares of Series A common stock, of which options to acquire 30,777 shares are currently exercisable. Messrs. Peterson and Schwarzman are controlling persons of Blackstone Management Partners IV L.L.C. and accordingly may be deemed to beneficially own the shares subject to such options. The exercise price for such options is \$16 per share. The address of each of the Cayman Entities, the Blackstone Funds, BMA and BLRA is c/o Walkers SPV Limited, P.O. Box 908 GT. George Town, Grand Cayman. The address of each of Messrs. Peterson and Schwarzman is c/o The Blackstone Group, 345 Park Avenue, New York, NY 10154. As a result of obtaining the BACI Proxy described in footnote (2) below, after this offering the Cayman Entities will exercise voting control over approximately 54.8% of outstanding common stock of Celanese Corporation.
- (2) BA Capital Investors Sidecar Fund, L.P. ("BACI") owns 4.99% of Celanese Corporation. BACI is an affiliate of Bank of America Corporation. BA Capital Management Sidecar, L.P., a Cayman Islands limited partnership ("BACI Management"), as the general partner of BACI, has the power to vote and dispose of securities held by BACI and may therefore be deemed to have shared voting and dispositive power over the shares of common stock that BACI may be deemed to beneficially own. BACM I Sidecar GP Limited, a Cayman Islands limited liability exempted company ("BACM I"), as the general partner of BACI Management, has the shared power to vote and dispose of securities held by BACI Management and may therefore be deemed to have shared voting and dispositive power over the shares of common stock that BACI may be deemed to beneficially own. J. Travis Hain, an employee of Bank of America, National Association, is the managing member of BACM I and, in such capacity, has shared power to vote and dispose of securities held by BACM I and BACI Management, and may therefore be deemed to have shared voting and dispositive power over the shares of common stock that BACI may be deemed to beneficially own. Mr. Hain disclaims such beneficial ownership. BA Equity Investors, Inc., a subsidiary of Bank of America Corporation, is the sole limited partner of BACI, but does not control the voting or disposition of any securities directly or indirectly owned by BACI. The address of each of the persons referred to in this paragraph is 100 North Tryon Street, Floor 25, Bank of America Corporate Center, Charlotte, NC 28255. Pursuant to the Third Amended and Restated Shareholders' Agreement, dated as of October 31, 2005, by and among Celanese Corporation, Cayman 1, Cayman 2, Cayman 3 and BACI (the "Shareholders Agreement"), BACI has granted Cayman 1 a proxy (the "BACI Proxy") to vote all shares of common stock held by BACI with respect to all matters to be acted upon by the stockholders of Celanese Corporation at any time and from time to time during the term of the Shareholders Agreement or until such time as the Cayman Entities and BACI together own less than 50% of outstanding common stock outstanding or the BACI Proxy is otherwise terminated.
- (3) On September 12, 2005, FMR Corporation reported beneficial ownership of 21,147,125 of the common shares of Celanese Corporation as of August 31, 2005 and the sole power to vote or to direct the vote of 506,025 shares. The address of FMR Corporation is 82 Devonshire Street, Boston, MA 02109.
- (4) The address for each of Messrs. Weidman, Gallagher, Cole, Pohlmann, Shaw, Ballbach, Barlett, Joyce, O'Neill and Sanders is c/o Celanese Corporation, 1601 W. LBJ Freeway, Dallas, TX 75234-6034.

S-9

-
- (5) Messrs. Chu and Ostmeier are Senior Managing Directors, Mr. Quella is Senior Managing Director and Senior Operating Partner and Messrs. Jenkins and Mukherjee are Principals of The Blackstone Group. Messrs. Chu, Ostmeier, Quella, Jenkins and Mukherjee disclaim beneficial ownership of the shares held by affiliates of The Blackstone Group. The address for each of Messrs. Chu, Ostmeier, Quella, Jenkins and Mukherjee is c/o The Blackstone Group, 345 Park Avenue, New York, NY 10154.

S-10

UNDERWRITER

Under the terms and subject to the conditions contained in the underwriting agreement dated the date of this prospectus supplement, among Celanese Corporation, the selling stockholders and Credit Suisse First Boston LLC, which we refer to as the underwriter, the underwriter has agreed to purchase, and the selling stockholders have agreed to sell to the underwriter, severally, 12,000,000 shares of Series A common stock.

The underwriter is offering the shares of Series A common stock subject to its acceptance of the shares from us and subject to prior sale. The underwriting agreement provides that the obligations of the underwriter to pay for and accept delivery of the Series A common stock offered by this prospectus are subject to the approval of certain legal matters by its counsel and to certain other conditions. The underwriter is obligated to take and pay for all of the shares of Series A common stock offered by this prospectus supplement and the accompanying prospectus if any such shares are taken. However, the underwriter is not required to take or pay for the shares covered by the underwriter's over-allotment option described below.

The underwriter proposes to offer the shares of Series A common stock from time to time for sale in one or more transactions in the over-the-counter market, through negotiated transactions or otherwise at market prices prevailing at the time of the sale, at prices related to prevailing market prices or at negotiated prices, subject to receipt and acceptance by it and subject to its right to reject any order in whole or in part. In connection with the sale of the shares of Series A common stock offered hereby, the underwriter may be deemed to have received compensation in the form of underwriting discounts. The underwriter may effect such transactions by selling shares of the Series A common stock offered hereby to or through dealers, and such dealers may receive compensation in the form of discounts, concessions or commissions from the underwriter and/or purchasers of shares of Series A common stock for whom they may act as agents or to whom they may sell as principal.

The selling stockholders have granted to the underwriter an option, exercisable for 30 days from the date of this prospectus supplement, to purchase up to an aggregate of 1,800,000 additional shares of Series A common stock at the same price per share to be paid by the underwriter for the other shares offered hereby. The underwriter may exercise this option solely for the purpose of covering over-allotments, if any, made in connection with the offering of the shares of Series A common stock offered by this prospectus supplement. If the underwriter's over-allotment option is exercised in full, the total proceeds to the selling stockholders would be approximately \$236 million.

We, the selling stockholders and all of our directors and executive officers have agreed that, without the prior written consent of the underwriter, we and they will not, during the period ending 60 days after the date of this prospectus supplement:

- offer, pledge, sell, contract to sell, sell any option or contract to purchase, purchase any option or contract to sell, grant any option, right or warrant to purchase, lend or otherwise transfer or dispose of, directly or indirectly, any of our shares of Series A common stock or any securities convertible into or exercisable or exchangeable for our Series A common stock;
- file or cause to be filed any registration statement with the SEC relating to the offering of any shares of Series A common stock or any securities convertible or exercisable or exchangeable for our Series A common stock; or
- enter into any swap or other arrangement that transfers to another, in whole or in part, any of the economic consequences of ownership of our Series A common stock;

whether any such transaction described above is to be settled by delivery of our Series A common stock or other securities, in cash or otherwise. The restrictions described in this paragraph do not apply to

- the sale of shares of our Series A common stock to the underwriter in this offering;

- the issuance by us of shares of Series A common stock upon conversion, redemption, exchange or otherwise pursuant to the terms of our convertible perpetual preferred stock or upon the exercise of an option, or a warrant or a similar security or the conversion of a security outstanding on the date hereof and reflected in this prospectus supplement and the accompanying prospectus;
- the grants by us of options or stock, or the issuance by us of stock, under our benefit plans described in this prospectus supplement and the accompanying prospectus;
- permitted sales and transfers by us of Series A common stock under the Celanese Americas Retirement Savings Plan;
- distributions of shares of Series A common stock or any security convertible into Series A common stock to limited partners or stockholders of the selling stockholders, provided that the recipients of such Series A common stock agrees to be bound by the restrictions described in this paragraph for the remainder of such 60 day period;
- transfers by directors or executive officers of shares of Series A common stock by gift or to immediate family members provided that the recipients of such Series A common stock agree to be bound by the restrictions described in this paragraph for the remainder of such 60-day period;
- transfers by executive officers to us upon death or disability or termination of employment in accordance with the terms of the employee stockholders agreements entered into prior to the date of this offering;
- the issuance of Series A common stock in connection with the acquisition of, a joint venture with or a merger with, another company, and the filing of a registration statement with respect thereto, provided that, subject to certain exceptions, the recipients of such Series A common stock agree to be bound by the restrictions described in this paragraph for the remainder of such 60 day period;
- transactions by any person other than us relating to shares of Series A common stock acquired in open market transactions after the completion of this offering; and
- the filing of a registration statement pursuant to the registration rights of any of the selling stockholders.

The estimated offering expenses payable by us, in addition to the underwriting discounts and commissions that will be paid by the selling stockholders, are approximately \$1.4 million, which includes legal, accounting and printing costs and various other fees associated with registering the Series A common stock.

In order to facilitate the offering of the Series A common stock, the underwriter may engage in transactions that stabilize, maintain or otherwise affect the price of the Series A common stock. Specifically, the underwriter may sell more stock than it is obligated to purchase under the underwriting agreement, creating a short position. A short sale is covered if the short position is no greater than the number of shares of stock available for purchase by the underwriter under the over-allotment option. The underwriter can close out a covered short sale by exercising the over-allotment option or purchasing stock in the open market. In determining the source of stock to close out a covered short sale, the underwriter will consider, among other things, the open market price of stock compared to the price available under the over-allotment option. The underwriter may also sell stock in excess of the over-allotment option, creating a naked short position. The underwriter must close out any naked short position by purchasing stock in the open market. A naked short position is more likely to be created if the underwriter is concerned that there may be downward pressure on the price of the Series A common stock in the open market after pricing that could adversely affect investors who purchase in this offering. In addition, to stabilize the price of the Series A common stock, the underwriter may bid for, and purchase, Series A common stock in the open market. Any of these activities may stabilize or maintain the market price of the Series A

common stock above independent market levels. The underwriter is not required to engage in these activities, and may end any of these activities at any time.

S-12

A prospectus and prospectus supplement in electronic format may be made available on the Internet sites or through other online services maintained by the underwriter or by its affiliates. In those cases, prospective investors may view offering terms online and may be allowed to place orders online. The underwriter may agree with us to allocate a specific number of shares for sale to online brokerage account holders. Any such allocation for online distributions will be made by the underwriter on the same basis as other allocations.

Other than the prospectus and prospectus supplement in electronic format, the information on the underwriter's web site and any information contained in any other web site maintained by the underwriter is not part of this prospectus supplement or the accompanying prospectus or the registration statement of which the accompanying prospectus forms a part, has not been approved and/or endorsed by us or the underwriter in its capacity as underwriter and should not be relied upon by investors.

From time to time, the underwriter and its affiliates have provided, and continue to provide, investment banking and other services to us for which they receive customary fees and commissions. Credit Suisse First Boston LLC acted as an underwriter of the initial public offering of our Series A common stock and of the public offering of our convertible preferred stock. An affiliate of Credit Suisse First Boston LLC acts as a lender under our senior credit facilities.

The Series A common stock is listed on the New York Stock Exchange under the symbol "CE."

We, the selling stockholders and the underwriter have agreed to indemnify each other against certain liabilities, including liabilities under the Securities Act.

In relation to each Member State of the European Economic Area which has implemented the Prospectus Directive, the underwriter has represented and agreed that with effect from and including the date on which the Prospectus Directive is implemented in that Member State it has not made and will not make an offer of shares to the public in that Member State, except that it may, with effect from and including such date, make an offer of shares to the public in that Member State:

- (a) at any time to legal entities which are authorised or regulated to operate in the financial markets or, if not so authorised or regulated, whose corporate purpose is solely to invest in securities;
- (b) at any time to any legal entity which has two or more of (1) an average of at least 250 employees during the last financial year; (2) a total balance sheet of more than €43,000,000 and (3) an annual net turnover of more than €50,000,000, as shown in its last annual or consolidated accounts; or
- (c) at any time in any other circumstances which do not require the publication by us of a prospectus pursuant to Article 3 of the Prospectus Directive.

For the purposes of the above, the expression an "offer of shares to the public" in relation to any shares in any Member State means the communication in any form and by any means of sufficient information on the terms of the offer and the shares to be offered so as to enable an investor to decide to purchase or subscribe the shares, as the same may be varied in that Member State by any measure implementing the Prospectus Directive in that Member State and the expression Prospectus Directive means Directive 2003/71/EC and includes any relevant implementing measure in that Member State.

The underwriter has represented and agreed that it has only communicated or caused to be communicated and will only communicate or cause to be communicated an invitation or inducement to engage in investment activity (within the meaning of Section 21 of the Financial Services and Markets Act 2000) in connection with the issue or sale of the shares in circumstances in which Section 21(1) of such Act does not apply to us and it has complied and will comply with all applicable provisions of such Act with respect to anything done by it in relation to any shares in, from or otherwise involving the United Kingdom.

The shares have not been and will not be registered under the Securities and Exchange Law of Japan and may not be offered or sold directly or indirectly in Japan except under circumstances which

S-13

result in compliance with all applicable laws, regulations and guidelines promulgated by the relevant Japanese governmental and regulatory authorities.

The shares may not be offered or sold by means of any document other than to persons whose ordinary business is to buy or sell shares or debentures, whether as principal or agent, or in circumstances which do not constitute an offer to the public within the meaning of the Companies Ordinance (Cap. 32) of Hong Kong, and no advertisement, invitation or document relating to the shares may be issued, whether in Hong Kong or elsewhere, which is directed at, or the contents of which are likely to be accessed or read by, the public in Hong Kong (except if permitted to do so under the securities laws of Hong Kong) other than with respect to shares which are or are intended to be disposed of only to persons outside Hong Kong or only to "professional investors" within the meaning of the Securities and Futures Ordinance (Cap. 571) of Hong Kong and any rules made thereunder.

This prospectus has not been registered as a prospectus with the Monetary Authority of Singapore. Accordingly, this prospectus and any other document or material in connection with the offer or sale, or invitation or subscription or purchase, of the securities may not be circulated or distributed, nor may the securities be offered or sold, or be made the subject of an invitation for subscription or purchase, whether directly or indirectly, to persons in Singapore other than under circumstances in which such offer, sale or invitation does not constitute an offer or sale, or invitation for subscription or purchase, of the securities to the public in Singapore.

If you purchase shares of Series A common stock offered in this prospectus supplement, you may be required to pay stamp taxes and other charges under the laws and practices of the country of purchase, in addition to the offering price listed on the cover page of this prospectus supplement.

NOTICE TO CANADIAN RESIDENTS

Resale Restrictions

The distribution of the shares of Series A common stock in Canada is being made only on a private placement basis exempt from the requirement that we and the selling stockholders prepare and file a prospectus with the securities regulatory authorities in each province where trades of Series A common stock are made. Any resale of the Series A common stock in Canada must be made under applicable securities laws which will vary depending on the relevant jurisdiction, and which may require resales to be made under available statutory exemptions or under a discretionary exemption granted by the applicable Canadian securities regulatory authority. Purchasers are advised to seek legal advice prior to any resale of the Series A common stock.

Representations of Purchasers

By purchasing shares of Series A common stock in Canada and accepting a purchase confirmation a purchaser is representing to us, the selling stockholders and the dealer from whom the purchase confirmation is received that:

- the purchaser is entitled under applicable provincial securities laws to purchase the Series A common stock without the benefit of a prospectus qualified under those securities laws,
- where required by law, that the purchaser is purchasing as principal and not as agent,
- the purchaser has reviewed the text above under "Resale Restrictions", and
- the purchaser acknowledges and consents to the provision of specified information concerning its purchase of the Series A common stock to the regulatory authority that by law is entitled to collect the information.

Further details concerning the legal authority for this information is available on request.

Rights of Action – Ontario Purchasers Only

Under Ontario securities legislation, certain purchasers who purchase a security offered by this prospectus supplement and the accompanying prospectus during the period of distribution will have a statutory right of action for damages, or while still the owner of the Series A common stock, for rescission against us and the selling stockholders in the event that this prospectus supplement or the accompanying prospectus contains a misrepresentation without regard to whether the purchaser relied on the misrepresentation. The right of action for damages is exercisable not later than the earlier of 180 days from the date the purchaser first had knowledge of the facts giving rise to the cause of action and three years from the date on which payment is made for the Series A common stock. The right of action for rescission is exercisable not later than 180 days from the date on which payment is made for the Series A common stock. If a purchaser elects to exercise the right of action for rescission, the purchaser will have no right of action for damages against us or the selling stockholders. In no case will the amount recoverable in any action exceed the price at which the Series A common stock were offered to the purchaser and if the purchaser is shown to have purchased the securities with knowledge of the misrepresentation, we and the selling stockholder will have no liability. In the case of an action for damages, we and the selling stockholders will not be liable for all or any portion of the damages that are proven to not represent the depreciation in value of the Series A common stock as a result of the misrepresentation relied upon. These rights are in addition to, and without derogation from, any other rights or remedies available at law to an Ontario purchaser. The foregoing is a summary of the rights available to an Ontario purchaser. Ontario purchasers should refer to the complete text of the relevant statutory provisions.

Enforcement of Legal Rights

All of our directors and officers as well as the experts named herein and the selling stockholders may be located outside of Canada and, as a result, it may not be possible for Canadian purchasers to effect service of process within Canada upon us or those persons. All or a substantial portion of our assets and the assets of those persons may be located outside of Canada and, as a result, it may not be possible to satisfy a judgment against us or those persons in Canada or to enforce a judgment obtained in Canadian courts against us or those persons outside of Canada.

Taxation and Eligibility for Investment

Canadian purchasers of Series A common stock should consult their own legal and tax advisors with respect to the tax consequences of an investment in the Series A common stock in their particular circumstances and about the eligibility of the Series A common stock for investment by the purchaser under relevant Canadian legislation.

[THIS PAGE INTENTIONALLY LEFT BLANK.]



**UNITED STATES
SECURITIES AND EXCHANGE COMMISSION
WASHINGTON, D.C. 20549**



FORM 10-Q

**QUARTERLY REPORT PURSUANT TO SECTION 13 OR 15(d) OF THE
SECURITIES EXCHANGE ACT OF 1934**


FOR THE QUARTERLY PERIOD ENDED SEPTEMBER 30, 2005

OR

**TRANSITION REPORT PURSUANT TO SECTION 13 OR 15(d) OF THE
SECURITIES EXCHANGE ACT OF 1934**

001-32410

(Commission File Number)



CELANESE CORPORATION

(Exact Name of Registrant as Specified in its Charter)



Delaware

(State or Other Jurisdiction of
Incorporation or Organization)

98-0420726

(I.R.S. Employer Identification No.)

1601 West LBJ Freeway,

(Address of Principal Executive Offices)

75234-6034

(Zip Code)

(972) 443-4000

(Registrant's telephone number, including area code)

Indicate by check mark whether the registrant (1) has filed all reports required to be filed by Section 13 or 15 (d) of the Securities Exchange Act of 1934 during the preceding 12 months (or for such shorter period that the registrant was required to file such reports), and (2) has been subject to such filing requirements for the past 90 days. Yes No

Indicate by check mark whether the registrant is an accelerated filer (as defined in Rule 12b-2 of the Exchange Act). Yes No

Indicate by check mark whether the registrant is a shell company (as defined in Rule 12b-2 of the Exchange Act). Yes No

The number of outstanding shares of the registrant's Series A Common Stock, \$ 0.0001 par value, as of November 2, 2005 was 158,562,161.

Exhibit index located on sequential page number 2.

CELANESE CORPORATION
Form 10-Q
For the Quarterly Period Ended September 30, 2005

TABLE OF CONTENTS

	<u>Page</u>
Basis of Presentation	3
Market Industry and Data Forecasts	5
Special Note Regarding Forward-Looking Statements	5
Part I Financial Information	
Item 1. Financial Statements	6
Item 2. Management's Discussion and Analysis of Financial Condition and Results of Operations	54
Item 3. Quantitative and Qualitative Disclosures about Market Risk	92
Item 4. Controls and Procedures	92
Part II Other Information	
Item 1. Legal Proceedings	94

Item 2.	Unregistered Sales of Equity Securities and Use of Proceeds	95
Item 3.	Defaults Upon Senior Securities	95
Item 4.	Submission of Matters to a Vote of Security Holders	95
Item 5.	Other Information	95
Item 6.	Exhibits	95
Signatures		98

Basis of Presentation

In this Quarterly Report on Form 10-Q, the term “Celanese” refers to Celanese Corporation, a Delaware corporation, and not its subsidiaries. The terms the “Company,” “we,” “our” and “us” refer to Celanese and its subsidiaries on a consolidated basis. The term “BCP Crystal” refers to our subsidiary BCP Crystal US Holdings Corp., and not its subsidiaries. The term “Purchaser” refers to our subsidiary, Celanese Europe Holding GmbH & Co. KG, formerly known as BCP Crystal Acquisition GmbH & Co. KG, a German limited partnership (*Kommanditgesellschaft, KG*), and not its subsidiaries, except where otherwise indicated. The term “Original Shareholders” refers, collectively, to Blackstone Capital Partners (Cayman) Ltd. 1, Blackstone Capital Partners (Cayman) Ltd. 2, Blackstone Capital Partners (Cayman) Ltd. 3 and BA Capital Investors Sidecar Fund, L.P. The terms “Sponsor” and “Advisor” refer to certain affiliates of The Blackstone Group.

Celanese is a recently-formed company which does not have any independent external operations other than through the indirect ownership of CAG (as defined below) and CAC (as defined below), their consolidated subsidiaries, their non-consolidated subsidiaries, ventures and other investments. For accounting purposes, Celanese and its consolidated subsidiaries are referred to as the “Successor.” See Note 1 to the Unaudited Interim Consolidated Financial Statements (as defined below) for additional information on the basis of presentation of the Successor.

Pursuant to a voluntary tender offer commenced in February 2004 (the “Tender Offer”), the Purchaser, an indirect wholly-owned subsidiary of Celanese, in April 2004 acquired approximately 84% of the ordinary shares of CAG (the “CAG Shares”) outstanding. All references in this Quarterly Report to the outstanding ordinary shares of CAG exclude treasury shares, unless expressly provided otherwise. As of September 30, 2005, Celanese’s indirect ownership of approximately 96% of the outstanding CAG Shares would equate to approximately 88% of the issued CAG Shares (including treasury shares). Pursuant to a mandatory offer commenced in September 2004 and continuing as of the date of this Quarterly Report, the Purchaser has acquired additional CAG Shares. In addition, in August 2005, the Purchaser acquired approximately 5.9 million, or approximately 12%, of the outstanding CAG Shares from two shareholders. As a result of these acquisitions, partially offset by the issuance of additional CAG Shares as a result of the exercise of options issued under the CAG stock option plan, as of November 2, 2005, we own approximately 98% of the outstanding CAG shares. The mandatory offer expires on December 1, 2005, unless further extended. On November 3, 2005, the Company’s Board of Directors approved commencement of the process for effecting a squeeze-out of the remaining shareholders.

In October 2004, Celanese and certain of its subsidiaries completed an organizational restructuring (the “Restructuring”) pursuant to which the Purchaser effected, by giving a corresponding instruction under the Domination Agreement (as defined below), the transfer of all of the shares of Celanese Americas Corporation (“CAC”) from Celanese Holding GmbH, a wholly owned subsidiary of CAG, to BCP Caylux Holdings Luxembourg S.C.A. (“BCP Caylux”) resulting in BCP Caylux ownership of 100% of the equity of CAC and indirectly, all of its assets, including subsidiary stock. Thereafter, BCP Caylux transferred certain assets, including its equity ownership interest in CAC, to BCP Crystal. In this Quarterly Report, the term “Domination Agreement” refers to the domination and profit and loss transfer agreement between CAG and the Purchaser, pursuant to which the Purchaser became obligated on October 1, 2004 to offer to acquire all outstanding CAG Shares from the minority shareholders of CAG in return for payment of fair cash compensation in accordance with German law.

Celanese AG is incorporated as a stock corporation (*Aktiengesellschaft* , AG) organized under the laws of the Federal Republic of Germany. As used in this document, the term “CAG” refers to (i) prior to the

Restructuring, Celanese AG and CAC, their consolidated subsidiaries, their non-consolidated subsidiaries, ventures and other investments, and (ii) following the Restructuring, Celanese AG, its consolidated subsidiaries, its non-consolidated subsidiaries, ventures and other investments, except that with respect to shareholder and similar matters where the context indicates, “CAG” refers to Celanese AG. For accounting purposes, “Predecessor” refers to CAG and its subsidiaries.

Following the transfer of CAC to BCP Crystal, (1) BCP Crystal Holdings Ltd. 2 contributed substantially all of its assets and liabilities (including all outstanding capital stock of BCP Caylux) to BCP Crystal and (2) BCP Crystal assumed certain obligations of BCP Caylux, including all rights and obligations of BCP Caylux under the senior credit facilities, the floating rate term loan and the notes. BCP Crystal Holdings Ltd. 2 reorganized as a Delaware limited liability company and changed its name to Celanese Holdings LLC. Blackstone Crystal Holdings Capital Partners (Cayman) IV Ltd. reorganized as a Delaware corporation and changed its name to Celanese Corporation. BCP Crystal, at its discretion, may subsequently cause the liquidation of BCP Caylux.

As a result of these transactions, BCP Crystal holds 100% of CAC's equity and, indirectly, all equity owned by CAC in its subsidiaries. In addition, BCP Crystal holds, indirectly, all of the outstanding common stock of CAG held by the Purchaser and all of the wholly owned subsidiaries of Celanese that guarantee BCP Caylux's obligations under the senior credit facilities and guarantee the senior subordinated notes issued on June 8, 2004 and July 1, 2004 on an unsecured senior subordinated basis. See Notes 3 and 9 to the Unaudited Interim Consolidated Financial Statements (as defined below).

As of the date of this Quarterly Report, Celanese has two classes of common stock, Series A common stock and Series B common stock, and convertible perpetual preferred stock. In January 2005, Celanese completed an initial public offering of 50,000,000 shares of Series A common stock. The Series A common stock is currently held by public shareholders, the Original Shareholders and certain directors, officers and employees of the Company. No shares of Series B common stock are currently outstanding. All of the shares of Series B common stock outstanding were automatically converted into Series A common stock on April 7, 2005 following the payment on that date of a special Series B common stock cash dividend declared on March 8, 2005 to the then holders of the outstanding shares of Series B common stock. Except for (i) the special Series A common stock dividend which we paid to the holders of outstanding shares of Series B common stock on March 9, 2005 and a special cash dividend which we paid to the holders of outstanding shares of Series B common stock on April 7, 2005, (ii) the convertibility of Series B common stock into Series A common stock and (iii) the right of the Series B common stock to consent to any changes to our governing documents that would adversely affect the Series B common stock, shares of Series A common stock and shares of Series B common stock are identical, including with respect to voting rights. Holders of the common stock are entitled to receive, when, as and if, declared by the Celanese board of directors, out of funds legally available therefor, cash dividends at the rate per annum of 1% of the \$16.00 initial public offering price per share of our Series A common stock (or \$0.16 per share), payable on a quarterly basis. The initial quarterly dividend payment was made on August 11, 2005. As used in this Quarterly Report, the term “common stock” means, collectively, the Series A common stock and the Series B common stock, and the term “preferred stock” means the convertible perpetual preferred stock, in each case unless otherwise specified.

Concurrently with the initial public offering of its Series A common stock, Celanese offered 9,600,000 shares of its preferred stock. Holders of the preferred stock are entitled to receive, when, as and if, declared by the Celanese board of directors, out of funds legally available therefor, cash dividends at the rate of 4.25% per annum of liquidation preference, payable quarterly in arrears. The initial quarterly dividend payment was made on May 1, 2005. Dividends on the preferred stock are cumulative from the date of initial issuance. The preferred stock is convertible, at the option of the holder, at any time, into shares of our Series A common stock at a conversion rate of approximately 1.25 shares of Series A common stock for each share of preferred stock, subject to adjustments.

The unaudited interim consolidated financial statements of the Successor for the three and nine months ended September 30, 2005 and the three and six months ended September 30, 2004 as well as the unaudited interim consolidated financial statements of the Predecessor for the three months ended March 31, 2004 contained in this Quarterly Report (collectively, the “Unaudited Interim Consolidated Financial Statements”) were prepared in accordance with accounting principles generally accepted in the United States (“U.S. GAAP”) for all periods presented. The Unaudited Interim Consolidated Financial Statements and other financial

information included in this Quarterly Report, unless otherwise specified, have been presented to separately show the effects of discontinued operations.

The results of the Successor are not comparable to the results of the Predecessor due to the differences in the basis of presentation of purchase accounting as compared to historical cost.

CAG is a foreign private issuer and previously filed its consolidated financial statements as of December 31, 2003 and 2002 in its Annual Report on Form 20-F. CAG changed its fiscal year end to September 30 and filed its consolidated financial statements as of September 30, 2004 and for the nine months then ended in its 2004 Annual Report on Form 20-F. In accordance with German law, the reporting currency of the CAG consolidated financial statements is the euro. As a result of the Purchaser's acquisition of voting control of CAG, the financial statements of CAG contained in this document are reported in U.S. dollars to be consistent with our reporting requirements. For CAG's reporting requirements, the euro continues to be the reporting currency.

In the preparation of other information included in this document, euro amounts have been translated into U.S. dollars at the applicable historical rate in effect on the date of the relevant event or period. For purposes of prospective information, euro amounts have been translated into U.S. dollars using the rate in effect on September 30, 2005. Our inclusion of this information is not meant to suggest that the euro amounts actually represent such dollar amounts or that such amounts could have been converted into U.S. dollars at any particular rate, if at all.

Market Industry and Data Forecasts

This document includes industry data and forecasts that Celanese has prepared based, in part, upon industry data and forecasts obtained from industry publications and surveys and internal company surveys. Third-party industry publications and surveys and forecasts generally state that the information contained therein has been obtained from sources believed to be reliable.

AO Plus™, BuyTiconaDirect™, CelActiv®, Celanex®, Celcon®, Celstran®, Celvolit®, Compel®, GUR®, Hoecat®, Hostaform®, Impet®, Impet-HI®, Mowilith®, Nutrinova® DHA, Riteflex®, Sunett®, Topas®, Vandar®, VAntage™, Vectra®, Vectran®, Vinamul®, Elite®, Duroset® and certain other products and services that may be named in this document are registered trademarks and service marks of CAG. Acetex® is a registered trademark of Acetex Corporation, an indirect wholly owned subsidiary of Celanese. Fortron® is a registered trademark of Fortron Industries, a venture of Celanese.

Special Note Regarding Forward-Looking Statements

Investors are cautioned that the forward-looking statements contained in this Quarterly Report involve both risk and uncertainty. Many important factors could cause actual results to differ materially from those anticipated by these statements. Many of these factors are macroeconomic in nature and are, therefore, beyond our control. See "Management's Discussion and Analysis of Financial Condition and Results of Operations—Forward-Looking Statements May Prove Inaccurate."

PART I — FINANCIAL INFORMATION

Item 1. Financial Statements

INDEX TO THE UNAUDITED INTERIM CONSOLIDATED FINANCIAL STATEMENTS

	<u>PAGE</u>
CELANESE CORPORATION UNAUDITED INTERIM CONSOLIDATED FINANCIAL STATEMENTS	
Unaudited Consolidated Statements of Operations for the three months ended September 30, 2005 and 2004	7
Unaudited Consolidated Statements of Operations for the nine months ended September 30, 2005, the six months ended September 30, 2004 and the three months ended March 31, 2004	8
Unaudited Consolidated Balance Sheets as of September 30, 2005 and December 31, 2004	9
Unaudited Consolidated Statements of Shareholders' Equity (Deficit) for the nine months ended September 30, 2005, the six months ended September 30, 2004 and the three months ended March 31, 2004	10
Unaudited Consolidated Statements of Cash Flows for the nine months ended September 30, 2005, the six months ended September 30, 2004 and the three months ended March 31, 2004	11
Notes to the Unaudited Interim Consolidated Financial Statements	13

**CELANESE CORPORATION AND SUBSIDIARIES
UNAUDITED CONSOLIDATED STATEMENTS OF OPERATIONS**

	Successor	Successor
	Three Months Ended	Three Months Ended
	September 30, 2005	September 30, 2004
	(in \$ millions, except for share and per share data)	
Net sales	1,536	1,265
Cost of sales	(1,253)	(1,005)
Selling, general and administrative expenses	(144)	(153)
Research and development expenses	(22)	(23)
Special charges:		
Insurance recoveries associated with plumbing cases	—	(1)
Restructuring, impairment and other special charges	(24)	(58)
Foreign exchange gain (loss), net	(2)	(2)
Gain (loss) on disposition of assets, net	1	2
Operating profit	92	25
Equity in net earnings of affiliates	21	17
Interest expense	(72)	(98)
Interest income	7	8
Other income (expense), net	26	17
Earnings (loss) from continuing operations before tax and minority interests	74	(31)
Income tax provision	(26)	(48)
Earnings (loss) from continuing operations before minority interests	48	(79)
Minority interests	(3)	8
Earnings (loss) from continuing operations	45	(71)
Earnings (loss) from discontinued operations	—	—
Net earnings (loss)	45	(71)

Cumulative undeclared preferred stock dividend	(3)	—
Net earnings (loss) available to common shareholders	42	(71)
Earnings (loss) per common share — basic:		
Continuing operations	0.26	(0.71)
Discontinued operations	—	—
Net earnings (loss) available to common shareholders	0.26	(0.71)
Earnings (loss) per common share — diluted:		
Continuing operations	0.26	(0.71)
Discontinued operations	—	—
Net earnings (loss) available to common shareholders	0.26	(0.71)
Weighted average shares — basic:	158,546,594	99,377,884
Weighted average shares — diluted:	171,930,270	99,377,884

See the accompanying notes to the unaudited interim consolidated financial statements.

7

CELANESE CORPORATION AND SUBSIDIARIES
UNAUDITED CONSOLIDATED STATEMENTS OF OPERATIONS

	Successor		Predecessor
	Nine Months Ended September 30, 2005	Six Months Ended September 30, 2004	Three Months Ended March 31, 2004
(in \$ millions, except for share and per share data)			
Net sales	4,562	2,494	1,243
Cost of sales	(3,553)	(2,063)	(1,002)
Selling, general and administrative expenses	(441)	(278)	(137)
Research and development expenses	(68)	(45)	(23)
Special charges:			
Insurance recoveries associated with plumbing cases	4	1	—
Restructuring, impairment and other special charges	(93)	(59)	(28)
Foreign exchange gain (loss), net	—	(2)	—
Gain (loss) on disposition of assets, net	(1)	2	(1)
Operating profit	410	50	52
Equity in net earnings of affiliates	48	35	12
Interest expense	(316)	(228)	(6)
Interest income	31	15	5
Other income (expense), net	47	(7)	9
Earnings (loss) from continuing operations before tax and minority interests	220	(135)	72
Income tax provision	(77)	(58)	(17)
Earnings (loss) from continuing operations before minority interests	143	(193)	55
Minority interests	(41)	(2)	—

Earnings (loss) from continuing operations	102	(195)	55
Earnings (loss) from discontinued operations:			
Gain (loss) from operation of discontinued operations	—	—	(5)
Gain (loss) on disposal of discontinued operations	—	(1)	14
Income tax benefit (expense)	—	—	14
Earnings (loss) from discontinued operations	—	(1)	23
Net earnings (loss)	<u>102</u>	<u>(196)</u>	<u>78</u>
Cumulative declared and undeclared preferred stock dividend	(7)	—	—
Net earnings (loss) available to common shareholders	<u>95</u>	<u>(196)</u>	<u>78</u>
Earnings (loss) per common share — basic:			
Continuing operations	0.62	(1.96)	1.12
Discontinued operations	—	(0.01)	0.46
Net earnings (loss) available to common shareholders	<u>0.62</u>	<u>(1.97)</u>	<u>1.58</u>
Earnings (loss) per common share — diluted:			
Continuing operations	0.62	(1.96)	1.11
Discontinued operations	—	(0.01)	0.46
Net earnings (loss) available to common shareholders	<u>0.62</u>	<u>(1.97)</u>	<u>1.57</u>
Weighted average shares — basic:	153,001,360	99,377,884	49,321,468
Weighted average shares — diluted:	153,536,802	99,377,884	49,712,421

See the accompanying notes to the unaudited interim consolidated financial statements.

CELANESE CORPORATION AND SUBSIDIARIES
UNAUDITED CONSOLIDATED BALANCE SHEETS

	Successor	
	As of September 30, 2005	As of December 31, 2004
(in \$ millions)		
ASSETS		
Current assets:		
Cash and cash equivalents	401	838
Receivables		
Trade receivables, net — third party and affiliates, net of allowance for doubtful accounts of \$23 million and \$22 million as of September 30, 2005 and December 31, 2004, respectively	947	866
Other receivables	519	670
Inventories	625	618
Deferred income taxes	69	71
Other assets	47	86
Assets of discontinued operations	<u>2</u>	<u>2</u>
Total current assets	<u>2,610</u>	<u>3,151</u>

Investments	551	600
Property, plant and equipment, net of accumulated depreciation of \$857 million and \$446 million as of September 30, 2005 and December 31, 2004, respectively	1,982	1,702
Deferred income taxes	35	54
Other assets	727	756
Goodwill	1,042	747
Intangible assets, net	393	400
Total assets	<u>7,340</u>	<u>7,410</u>
LIABILITIES AND SHAREHOLDERS' EQUITY (DEFICIT)		
Current liabilities:		
Short-term borrowings and current installments of long-term debt — third party and affiliates	181	144
Accounts payable and accrued liabilities:		
Trade payables — third party and affiliates	698	722
Other current liabilities	813	888
Deferred income taxes	13	20
Income taxes payable	224	214
Liabilities of discontinued operations	3	7
Total current liabilities	<u>1,932</u>	<u>1,995</u>
Long-term debt	3,315	3,243
Deferred income taxes	225	256
Benefit obligations	1,154	1,000
Other liabilities	506	510
Minority interests	149	518
Commitments and contingencies		
Shareholders' equity (deficit):		
Preferred stock, \$0.01 par value, 100,000,000 shares authorized and 9,600,000 issued and outstanding as of September 30, 2005	—	—
Series A common stock, \$0.0001 par value, 400,000,000 shares authorized and 158,562,161 and 0 issued and outstanding as of September 30, 2005 and December 31, 2004, respectively	—	—
Series B common stock, \$0.0001 par value, 100,000,000 shares authorized and 0 and 99,377,884 issued and outstanding as of September 30, 2005 and December 31, 2004, respectively	—	—
Additional paid-in capital	344	158
Retained earnings (accumulated deficit)	(151)	(253)
Accumulated other comprehensive income (loss), net	(134)	(17)
Total shareholders' equity (deficit)	<u>59</u>	<u>(112)</u>
Total liabilities and shareholders' equity (deficit)	<u>7,340</u>	<u>7,410</u>

See the accompanying notes to the unaudited interim consolidated financial statements.

	Preferred Stock	Common Stock	Additional Paid-in Capital	Retained Earnings (Accumulated Deficit)	Accumulated Other Comprehensive Income (Loss), Net	Treasury Stock	Total Shareholders' Equity (Deficit)
(in \$ millions)							
Predecessor							
Balance at December 31, 2003	—	150	2,714	25	(198)	(109)	2,582
Comprehensive income (loss), net of tax:							
Net earnings (loss)	—	—	—	78	—	—	78
Other comprehensive income (loss):							
Unrealized gain (loss) on securities	—	—	—	—	7	—	7
Foreign currency translation	—	—	—	—	(46)	—	(46)
Other comprehensive income (loss)	—	—	—	—	(39)	—	(39)
Comprehensive income (loss)	—	—	—	—	—	—	39
Amortization of deferred compensation	—	—	1	—	—	—	1
Balance at March 31, 2004	—	150	2,715	103	(237)	(109)	2,622
Successor							
Contributed capital	—	—	641	—	—	—	641
Comprehensive income (loss), net of tax:							
Net earnings (loss)	—	—	—	(196)	—	—	(196)
Other comprehensive income (loss):							
Unrealized gain (loss) on securities	—	—	—	—	(1)	—	(1)
Foreign currency translation	—	—	—	—	(1)	—	(1)
Unrealized gain (loss) on derivative contracts	—	—	—	—	2	—	2
Other comprehensive income (loss)	—	—	—	—	—	—	—
Comprehensive income (loss)	—	—	—	—	—	—	(196)
Distribution to stockholders	—	—	(500)	—	—	—	(500)
Indemnification of demerger liability	—	—	2	—	—	—	2
Balance at September 30, 2004	—	—	143	(196)	—	—	(53)
Successor							
Balance at December 31, 2004	—	—	158	(253)	(17)	—	(112)
Comprehensive income (loss), net of tax:							
Net earnings (loss)	—	—	—	102	—	—	102
Other comprehensive income (loss):							
Unrealized gain (loss) on securities	—	—	—	—	6	—	6
Minimum pension liability	—	—	—	—	(109)	—	(109)
Foreign currency translation	—	—	—	—	(11)	—	(11)
Unrealized gain (loss) on derivative contracts	—	—	—	—	(3)	—	(3)
Other comprehensive income (loss)	—	—	—	—	(117)	—	(117)
Comprehensive income (loss)	—	—	—	—	—	—	(15)
Indemnification of demerger liability	—	—	3	—	—	—	3
Common stock dividends	—	—	(6)	—	—	—	(6)
Preferred stock dividends	—	—	(5)	—	—	—	(5)
Net proceeds from issuance of common stock	—	—	752	—	—	—	752
Net proceeds from issuance of preferred stock	—	—	233	—	—	—	233
Net proceeds from issuance of discounted common stock	—	—	12	—	—	—	12
Stock based compensation	—	—	1	—	—	—	1
Distribution to Series B shareholders	—	—	(804)	—	—	—	(804)

Balance at September 30, 2005	—	—	344	(151)	(134)	—	59
-------------------------------	---	---	-----	-------	-------	---	----

See the accompanying notes to the unaudited interim consolidated financial statements.

CELANESE CORPORATION AND SUBSIDIARIES
UNAUDITED CONSOLIDATED STATEMENTS OF CASH FLOWS

	Successor		Predecessor
	Nine Months Ended September 30, 2005	Six Months Ended September 30, 2004	Three Months Ended March 31, 2004
	(in \$ millions)		
Operating activities from continuing operations:			
Net earnings (loss)	102	(196)	78
(Earnings) loss from discontinued operations, net	—	1	(23)
Adjustments to reconcile net earnings (loss) to net cash provided by (used in) operating activities:			
Special charges, net of amounts used	10	22	20
Stock based compensation	—	1	2
Depreciation	153	147	69
Amortization of intangibles and other assets	47	3	3
Amortization of deferred financing fees	38	95	—
Premiums paid on early redemption of debt	74	21	—
Change in equity of affiliates	12	(14)	3
Deferred income taxes	(15)	84	(12)
(Gain) loss on disposition of assets, net	1	(2)	—
(Gain) loss on foreign currency, net	45	26	(26)
Minority interest	41	2	—
Changes in operating assets and liabilities:			
Trade receivables, net — third party and affiliates	(13)	(22)	(89)
Other receivables	56	—	(42)
Prepaid expenses	(20)	15	14
Inventories	58	2	(11)
Trade payables — third party and affiliates	(70)	4	(6)
Benefit obligations and other liabilities	(46)	(107)	(118)
Income taxes payable	25	21	38
Other, net	18	6	(7)
Net cash provided by (used in) operating activities	516	109	(107)
Investing activities from continuing operations:			
Capital expenditures on property, plant and equipment	(132)	(106)	(44)
Acquisition of CAG shares, net of cash acquired	(397)	(1,531)	—
Fees associated with acquisitions	(27)	(69)	—

Acquisition of Vinamul	(208)	—	—
Acquisition of Acetex, net of cash acquired	(216)	—	—
Proceeds from sale of businesses and assets	40	5	—
Net proceeds from disposal of discontinued operations	75	—	139
Proceeds from sale of marketable securities	175	85	42
Purchases of marketable securities	(96)	(107)	(42)
Other, net	5	(1)	1
Net cash provided by (used in) investing activities	(781)	(1,724)	96

See the accompanying notes to the unaudited interim consolidated financial statements.

CELANESE CORPORATION AND SUBSIDIARIES
UNAUDITED CONSOLIDATED STATEMENTS OF CASH FLOWS (Continued)

	Successor		Predecessor
	Nine Months Ended September 30, 2005	Six Months Ended September 30, 2004	Three Months Ended March 31, 2004
	(in \$ millions)		
Financing activities from continuing operations:			
Initial capitalization	—	641	—
Issuance of mandatorily redeemable preferred stock	—	200	—
Repayment of mandatorily redeemable preferred stock	—	(221)	—
Borrowings under bridge loans	—	1,565	—
Repayment of bridge loans	—	(1,565)	—
Proceeds from issuance of senior subordinated notes	—	1,475	—
Proceeds from issuance of senior discount notes	—	513	—
Redemption of senior subordinated notes, including related premium	(572)	—	—
Proceeds from floating rate term loan	—	350	—
Repayment of floating rate term loan, including related premium	(354)	—	—
Borrowings under term loan facility	1,135	389	—
Proceeds from issuance of common stock, net	752	—	—
Proceeds from issuance of preferred stock, net	233	—	—
Proceeds from issuance of discounted common stock	12	—	—
Redemption of senior discount notes, including related premium	(207)	—	—
Redemption of Acetex bonds	(280)	—	—
Distribution to stockholders	—	(500)	—
Distribution to Series B shareholders	(804)	—	—
Short-term borrowings (repayments), net	18	17	(16)
Proceeds (payments) from other long term debt, net	8	(235)	(27)

Issuance of preferred stock by consolidated subsidiary	—	17	—
Fees associated with financings	(8)	(197)	—
Dividend payments on preferred stock	(5)	—	—
Dividend payments on common shares	(6)	(1)	—
Net cash provided by (used in) financing activities	(78)	2,448	(43)
Exchange rate effects on cash	(94)	(14)	(1)
Net increase (decrease) in cash and cash equivalents	(437)	819	(55)
Cash and cash equivalents at beginning of period	838	—	148
Cash and cash equivalents at end of period	401	819	93
Net cash provided by (used in) discontinued operations:			
Operating activities	(75)	1	(139)
Investing activities	75	(1)	139
Financing activities	—	—	—
Net cash provided by (used in) discontinued operations	—	—	—

See the accompanying notes to the unaudited interim consolidated financial statements.

CELANESE CORPORATION AND SUBSIDIARIES
NOTES TO THE UNAUDITED INTERIM CONSOLIDATED
FINANCIAL STATEMENTS (Continued)

1. Description of the Company and Basis of Presentation

Description of the Company

Celanese Corporation and its subsidiaries (collectively the “Company” or the “Successor”) is a global industrial chemicals company, primarily comprising the former business of Celanese AG and its subsidiaries (“CAG” or the “Predecessor”). The Company's business involves processing chemical raw materials, such as ethylene and propylene, and natural products, including natural gas and wood pulp, into value-added chemicals and chemical-based products.

Basis of Presentation

The results of operations and cash flows and related disclosures for periods prior to April 1, 2004 (a convenience date for the April 6, 2004 acquisition date), the effective date of the acquisition of CAG (the “Effective Date”), are presented as those of the Predecessor. The financial position, results of operations and cash flows and related disclosures subsequent to the Effective Date, are presented as those of the Successor.

The unaudited interim consolidated financial statements of the Successor as of and for the three and nine months ended September 30, 2005, for the three and six months ended September 30, 2004 and as of December 31, 2004 reflect the acquisition of CAG under the purchase method of accounting in accordance with Financial Accounting Standards Board (“FASB”) Statement of Financial Accounting Standards (“SFAS”) No. 141, *Business Combinations*.

In the opinion of management, the unaudited interim consolidated financial statements contain all adjustments (consisting only of normal recurring adjustments) necessary for a fair presentation of the financial position, results of operations, and cash flows of the Company and the Predecessor. Certain information and footnote disclosures normally included in financial statements prepared in accordance with accounting principles generally accepted in the United States (“U.S. GAAP”) have been condensed or omitted in accordance with rules and regulations of the Securities and Exchange Commission (“SEC”). These unaudited interim consolidated financial statements should be read in conjunction with the Celanese Corporation and Subsidiaries consolidated financial statements as of and for the nine months ended December 31, 2004, as filed with the SEC

on Form 10-K.

Operating results for the three and nine months ended September 30, 2005, for the three and six months ended September 30, 2004 and for the three months ended March 31, 2004 are not necessarily indicative of the results to be expected for the entire year. The results of the Successor are not comparable to the results of the Predecessor due to the difference in the basis of presentation of purchase accounting as compared to historical cost.

The preparation of consolidated financial statements in conformity with U.S. GAAP requires management to make estimates and assumptions that affect the reported amounts of assets and liabilities, disclosure of contingent assets and liabilities at the date of the consolidated financial statements and the reported amounts of revenues, expenses and allocated charges during the reporting period. The more significant estimates pertain to purchase accounting, allowance for doubtful accounts, inventory allowances, impairments of intangible assets and other long-lived assets, restructuring costs and other special charges, income taxes, pension and other postretirement benefits, asset retirement obligations, environmental liabilities and loss contingencies, among others. Actual results could differ from those estimates.

The Company has reclassified certain prior period amounts to conform to the current period's presentation.

CELANESE CORPORATION AND SUBSIDIARIES
NOTES TO THE UNAUDITED INTERIM CONSOLIDATED
FINANCIAL STATEMENTS (Continued)

2. Acquisition of Celanese AG (the "Acquisition")

On April 6, 2004, Celanese Europe Holding GmbH & Co. KG (the "Purchaser"), an indirect wholly owned subsidiary of the Successor, acquired approximately 84% of the Celanese AG ordinary shares, excluding treasury shares ("CAG Shares"), pursuant to a voluntary tender offer commenced in February 2004. The CAG Shares were acquired at a price of €32.50 per share or an aggregate purchase price of \$1,693 million, including direct acquisition costs of approximately \$69 million. During the nine months ended September 30, 2005 and December 31, 2004, the Purchaser acquired additional CAG Shares for a purchase price of \$397 million and \$33 million, respectively. As of September 30, 2005 and December 31, 2004, the Purchaser's ownership percentage was approximately 96% and 84%, respectively. The additional CAG Shares were acquired pursuant to either i) the mandatory offer (See Note 3) commenced in September 2004 that will expire on December 1, 2005, unless further extended or ii) the recent purchase of CAG shares as described below. On November 3, 2005, the Company's Board of Directors approved commencement of the process for effecting a squeeze-out of the remaining shareholders.

Recent Purchases of CAG Shares

In August 2005, the Company acquired approximately 5.9 million, or approximately 12%, of the outstanding CAG Shares from two shareholders of CAG for the aggregate consideration of approximately €302 million (\$369 million). In addition, the Company also paid to such shareholders an additional purchase price of approximately €12 million (\$15 million) in consideration for the settlement of certain claims and for such shareholders agreeing to, among other things, (1) accept the shareholders' resolutions passed at the extraordinary general meeting of CAG held on July 30 and 31, 2004 and the annual general meeting of CAG held on May 19 and 20, 2005, (2) acknowledge the legal effectiveness of the domination and profit and loss transfer agreement, (3) irrevocably withdraw and abandon all actions, applications and appeals each brought or joined in legal proceedings related to, among other things, challenging the effectiveness of the Domination Agreement and amount of fair cash compensation offered by Purchaser in the mandatory offer required by Section 305(1) of the German Stock Corporation Act, (4) refrain from acquiring any CAG Shares or any other investment in CAG, and (5) refrain from taking any future legal action with respect to shareholder resolutions or corporate actions of CAG. The Company paid the aggregate consideration of €314 million (\$384 million) for the additional CAG Shares that were acquired from such shareholders and for the agreements described above using available cash. The Company also announced that it would increase its offer to purchase any remaining outstanding CAG Shares to €51 per share (plus interest on €41.92 per share) for all minority shareholders that would accept the increased offer on or prior to September 29, 2005 and waive their rights to participate in an increase of the offer consideration as a result of the pending award proceedings. In addition, all shareholders who tendered their

shares pursuant to the mandatory offer of €41.92 per share commenced in September 2004 and continuing as of the date of this filing, were entitled to claim the difference between the increased offer of €51 per share and the mandatory offer of €41.92 per share. Any shareholder who accepted the increased offer of €51 per share, or claimed the difference between the mandatory offer and the increased offer, was obligated to agree to waive its rights to participate in any possible future increase of the offer consideration as a result of the pending award proceedings. For minority shareholders who did not accept the increased offer on or prior to the September 29, 2005 expiration date, the terms of the original €41.92 per share mandatory offer will continue to apply. The mandatory offer will expire on December 1, 2005 unless further extended.

As of November 2, 2005, the Company increased its ownership interest in CAG to approximately 98% as a result of additional shares tendered under the mandatory offer.

CELANESE CORPORATION AND SUBSIDIARIES
NOTES TO THE UNAUDITED INTERIM CONSOLIDATED
FINANCIAL STATEMENTS (Continued)

Pro forma information

The following pro forma information for the nine months ended September 30, 2004 was prepared as if the Acquisition had occurred as of the beginning of such period:

	<u>Nine Months Ended</u> <u>September 30, 2004</u>
	(in \$ millions)
Net sales	3,737
Operating profit	149
Net earnings (loss)	(55)

Pro forma adjustments include adjustments for (1) purchase accounting, including (i) the application of purchase accounting to pension and other postretirement obligations (ii) the application of purchase accounting to property, plant and equipment and intangible assets, (2) adjustments for items directly related to the transaction, including (i) the impact of the additional pension contribution, (ii) fees incurred by the Company related to the Acquisition, and (iii) adjustments to interest expense to reflect the Company's new capital structure, and (3) corresponding adjustments to income tax expense.

The pro forma information is not necessarily indicative of the results that would have occurred had the Acquisition occurred as of the beginning of the period presented, nor is it necessarily indicative of future results.

3. Domination Agreement and Organizational Restructuring

Domination Agreement

On October 1, 2004, a domination and profit and loss transfer agreement (the "Domination Agreement") between Celanese AG and the Purchaser became operative. When the Domination Agreement became operative, the Purchaser became obligated to offer to acquire all outstanding CAG Shares from the minority shareholders of Celanese AG in return for payment of fair cash compensation. The amount of this fair cash compensation has been determined to be €41.92 per share, plus interest, in accordance with applicable German law. The Purchaser may elect, or be required, to pay a purchase price in excess of €41.92 to acquire the remaining outstanding CAG Shares. Any minority shareholder who elects not to sell its shares to the Purchaser will be entitled to remain a shareholder of CAG and to receive from the Purchaser a gross guaranteed fixed annual payment on its shares of €3.27 per CAG Share less certain corporate taxes in lieu of any future dividend. Beginning October 1, 2004, taking into account the circumstances and the tax rates at the time of entering into the Domination Agreement, the net guaranteed fixed annual payment would be €289 per share for a full fiscal year. As indicated in Note 2, pursuant to an agreement with two shareholders of CAG to acquire 5.9 million additional shares, the Company,

subject to certain conditions, increased its offer to acquire all remaining outstanding CAG Shares from all minority shareholders that accepted the Mandatory Offer on or prior to September 29, 2005. This increased offer expired on September 29, 2005. The net guaranteed fixed annual payment may, depending on applicable corporate tax rates, in the future be higher, lower or the same as €2.89 per share. For the three and nine months ended September 30, 2005, a charge of \$5 million and \$20 million, respectively, was recorded in Other income (expense), net for the anticipated guaranteed payment.

Beginning October 1, 2004, under the terms of the Domination Agreement, the Purchaser, as the dominating entity, among other things, is required to compensate Celanese AG for any statutory annual loss incurred by Celanese AG, the dominated entity, on a non-consolidated basis, at the end of the fiscal year when the loss was incurred. This obligation to compensate Celanese AG for annual losses will apply during the entire term of the Domination Agreement.

CELANESE CORPORATION AND SUBSIDIARIES
NOTES TO THE UNAUDITED INTERIM CONSOLIDATED
FINANCIAL STATEMENTS (Continued)

There is no assurance that the Domination Agreement will remain operative in its current form. If the Domination Agreement ceases to be operative, the Company will not be able to directly give instructions to the Celanese AG board of management. The Domination Agreement cannot be terminated by the Purchaser in the ordinary course until September 30, 2009. However, irrespective of whether a domination agreement is in place between the Company and Celanese AG, under German law Celanese AG is effectively controlled by the Company because of the Company's approximate 98% ownership of the outstanding CAG Shares. The Company does have the ability, through a variety of means, to utilize its controlling rights to, among other things, (1) cause a domination agreement to become operative; (2) use its ability, through its approximately 98% voting power at any shareholders' meetings of Celanese AG, to elect the shareholder representatives on the supervisory board and to thereby effectively control the appointment and removal of the members of the Celanese AG board of management; and (3) effect all decisions that an approximately 98% majority shareholder is permitted to make under German law. The controlling rights of the Company constitute a controlling financial interest for accounting purposes and result in the Company being required to consolidate CAG as of the date of acquisition.

Organizational Restructuring

In October 2004, Celanese Corporation and certain of its subsidiaries completed an organizational restructuring (the "Organizational Restructuring") pursuant to which the Purchaser effected, by giving a corresponding instruction under the Domination Agreement, the transfer of all of the shares of Celanese Americas Corporation ("CAC") from Celanese Holding GmbH, a wholly owned subsidiary of Celanese AG, to BCP Caylux Holdings Luxembourg S.C.A ("BCP Caylux"), which resulted in BCP Caylux owning 100% of the equity of CAC and, indirectly, all of its assets, including subsidiary stock. This transfer was affected by CAG selling all outstanding shares in CAC for a €291 million note. This note eliminates in consolidation.

Following the transfer of CAC to BCP Caylux, (1) Celanese Holdings contributed substantially all of its assets and liabilities (including all outstanding capital stock of BCP Caylux) to BCP Crystal US Holdings Corp. ("BCP Crystal") in exchange for all outstanding capital stock of BCP Crystal and (2) BCP Crystal assumed certain obligations of BCP Caylux, including all rights and obligations of BCP Caylux under the senior credit facilities, the floating rate term loan and the senior subordinated notes. BCP Crystal, at its discretion, may subsequently cause the liquidation of BCP Caylux.

As a result of these transactions, BCP Crystal holds 100% of CAC's equity and, indirectly, all equity owned by CAC in its subsidiaries. In addition, BCP Crystal holds, indirectly, all of the outstanding common stock of Celanese AG held by the Purchaser and all of the wholly owned subsidiaries of the Company that guarantee BCP Caylux's obligations under the senior credit facilities to guarantee the senior subordinated notes issued on June 8, 2004 and July 1, 2004 (see Note 9) on an unsecured senior subordinated basis.

4. Initial Public Offering and Concurrent Financings

In January 2005, the Company completed an initial public offering of 50,000,000 shares of Series A common stock and received net proceeds of \$752 million after deducting underwriters' discounts and offering expenses of \$48 million. Concurrently, the Company received net proceeds of \$233 million from the offering of

9,600,000 shares of convertible perpetual preferred stock after deducting underwriters' discounts and offering expenses of \$7 million. A portion of the proceeds of the share offerings were used to redeem \$188 million of senior discount notes and \$521 million of senior subordinated notes, excluding early redemption premiums of \$19 million and \$51 million, respectively.

Subsequent to the closing of the initial public offering, the Company borrowed an additional \$1,135 million under the amended and restated senior credit facilities, a portion of which was used to

CELANESE CORPORATION AND SUBSIDIARIES
NOTES TO THE UNAUDITED INTERIM CONSOLIDATED
FINANCIAL STATEMENTS (Continued)

repay a \$350 million floating rate term loan, which excludes a \$4 million early redemption premium, and \$200 million of which was used as the primary financing for the February 2005 acquisition of the Vinamul business (see Notes 6 and 9). Additionally, the amended and restated senior credit facilities included a \$242 million delayed draw term loan. The delayed draw facility expired unutilized in July 2005.

On April 7, 2005, the Company used the remaining proceeds of the initial public offering and concurrent financings to pay a special cash dividend to holders of the Company's Series B common stock of \$804 million, which was declared March 8, 2005. In addition, on March 9, 2005, the Company issued a 7,500,000 Series A common stock dividend to the Original Shareholders of its Series B common stock which was declared on March 8, 2005. Upon payment of the \$804 million dividend, all of the outstanding shares of Series B common stock converted automatically to shares of Series A common stock.

5. Accounting Changes and New Accounting Pronouncements

Accounting Changes

In December 2004, the FASB issued SFAS No. 153, *Exchanges of Nonmonetary Assets, an amendment of APB Opinion No. 29, Accounting for Nonmonetary Transactions*. The amendments made by SFAS No. 153 are based on the principle that exchanges of nonmonetary assets should be measured based on the fair value of the assets exchanged. Further, the amendments eliminate the narrow exception for nonmonetary exchanges of similar productive assets and replace it with a broader exception for exchanges of nonmonetary assets that do not have commercial substance. The statement is effective for nonmonetary asset exchanges occurring in fiscal periods beginning after June 15, 2005. Earlier application is permitted for nonmonetary asset exchanges occurring in fiscal periods beginning after the date of issuance. The provisions of this statement were applied prospectively. The adoption of SFAS No. 153 did not have a material impact on the results of operations and financial position as of and for the three months ended September 30, 2005.

During 2004, the Predecessor changed its inventory valuation method of accounting for its US subsidiaries from the LIFO method to the FIFO method to conform to the Successor's accounting policy. The Predecessor's financial statements have been restated to reflect this change.

On November 3, 2005, the FASB issued FASB Staff Position ("FSP") No. FAS 115-1 and FAS 124-1, *The Meaning of Other-Than-Temporary Impairment and Its Application to Certain Investments*. The guidance in this FSP addresses the determination as to when an investment is considered impaired, whether that impairment is other than temporary, and the measurement of an impairment loss. The guidance is to be applied prospectively in periods beginning after December 15, 2005. The Company is in the process of determining the impact that this FSP will have on its results of operations and financial position.

On December 8, 2003, the Medicare Prescription Drug, Improvement and Modernization Act of 2003 (the "Medicare Act") was signed into law. The Medicare Act introduces a prescription drug benefit under Medicare ("Medicare Part D") as well as a federal subsidy to sponsors of retiree health care benefit plans that provide a benefit that is at least actuarially equivalent to Medicare Part D. As of March 31, 2004, as permitted by FASB Staff Position ("FSP") 106-1, *Accounting and Disclosure Requirements Related to the Medicare Prescription Drug, Improvement and Modernization Act of 2003*, the Company deferred accounting for the effects of the Medicare Act in the measurement of its Accumulated Postretirement Benefit Obligation (APBO) and the effect to net periodic postretirement benefit costs. Specific guidance with respect to accounting for the effects of the Medicare Act was issued in FSP No. 106-2, *Accounting and Disclosure Requirements Related to the Medicare*

Prescription Drug, Improvement and Modernization Act of 2003, and the Company has adopted the provisions of FSP No. 106-2 as of the Effective Date, and included any impact in the overall measurement of the liabilities of the U.S. postretirement medical plans in purchase accounting.

CELANESE CORPORATION AND SUBSIDIARIES
NOTES TO THE UNAUDITED INTERIM CONSOLIDATED
FINANCIAL STATEMENTS (Continued)

In March 2005, the FASB issued FSP No. FIN 46(R)-5, *Implicit Variable Interests under FASB Interpretation No. 46 (revised December 2003)*. FSP FIN 46(R)-5 addresses whether a reporting enterprise should consider whether it holds an implicit interest in a variable interest entity or potential variable interest entity when specific conditions exist. The provisions of FSP FIN 46(R)-5 are applicable for reporting periods beginning after March 3, 2005 (the Company's fiscal quarter ending June 30, 2005). FSP FIN 46(R)-5 did not have a material impact on the Company's consolidated financial statements for the three months ended September 30, 2005.

Recent Accounting Pronouncements

In May 2005, the FASB issued Statement of Financial Accounting Standards No. 154, *Accounting Changes and Error Corrections-A Replacement of APB Opinion No. 20 and FASB Statement No. 3* ("SFAS No. 154"). SFAS No. 154 requires retrospective application to prior period financial statements for changes in accounting principle, unless it is impracticable to determine either the period-specific effects or the cumulative effect of the change. SFAS No. 154 also requires that retrospective application of a change in accounting principle be limited to the direct effects of the change. Indirect effects of a change in accounting principle, such as a change in non-discretionary profit-sharing payments resulting from an accounting change, should be recognized in the period of the accounting change. SFAS No. 154 also requires that a change in depreciation, amortization, or depletion method for long-lived non-financial assets be accounted for as a change in accounting estimate affected by a change in accounting principle. SFAS No. 154 is effective for accounting changes and corrections of errors made in fiscal years beginning after December 15, 2005. Early adoption is permitted for accounting changes and corrections of errors made in fiscal years beginning after the date this Statement is issued. The Company is required to adopt the provision of SFAS No. 154, as applicable, beginning in the fiscal year ended December 31, 2006.

In September 2005, the FASB's Emerging Issues Task Force ("EITF") reached a consensus on Issue No. 04-13, *Accounting for Purchases and Sales of Inventory with the Same Counterparty*. This consensus outlines the treatment of sales and purchases of inventory between an entity and the same counterparty as one transaction for purposes of applying Accounting Principles Board Opinion 29. The guidance is to be applied prospectively in periods beginning after March 15, 2006. The Company is evaluating the impact of EITF 04-13 on its financial statements.

In June 2005, the FASB's Emerging Issues Task Force reached a consensus on Issue No. 05-6, *Determining the Amortization Period for Leasehold Improvements* ("EITF Issue No. 05-6"). The guidance requires that leasehold improvements acquired in a business combination or purchased subsequent to the inception of a lease be amortized over the lesser of the useful life of the assets or a term that includes renewals that are reasonably assured at the date of the business combination or purchase. The guidance is effective prospectively for leasehold improvements acquired in periods beginning after June 29, 2005. As the Company has not completed its purchase accounting related to the acquisition of Acetex Corporation (see Note 6), the Company is still evaluating the impact of EITF Issue No. 05-6 on its results of operations and financial position.

In March 2005, FASB issued Interpretation No. 47, *Accounting for Conditional Asset Retirement Obligations — an interpretation of FASB Statement No. 143* ("FIN No. 47"). FIN No. 47 provides guidelines as to when a company is required to record a conditional asset retirement obligation. In general, an entity is required to recognize a liability for the fair value of a conditional asset retirement obligation if the fair value of the liability can be reasonably estimated. The fair value of a liability for the conditional asset retirement obligation should be recognized when incurred — generally upon acquisition, construction, or development and (or) through the normal operation of the asset. FIN No. 47 is effective no later than the end of fiscal years ending after December 15, 2005 (December 31, 2005, for calendar-year enterprises). The Company is still assessing the impact of FIN No. 47 on its future results of operations and financial position.

CELANESE CORPORATION AND SUBSIDIARIES
NOTES TO THE UNAUDITED INTERIM CONSOLIDATED
FINANCIAL STATEMENTS (Continued)

In December 2004, the FASB revised SFAS No. 123, *Accounting for Stock Based Compensation* (“SFAS No. 123R”), which requires that the cost from all share-based payment transactions be recognized in the financial statements. In March 2005, the SEC issued Staff Accounting Bulletin No. 107 (“SAB 107”) regarding the SEC’s interpretation of SFAS 123R and the valuation of share-based payments for public companies. The SEC has deferred SFAS No. 123R until the first annual period beginning after June 15, 2005. Accordingly, the Company intends to comply with SFAS No. 123R beginning with the fiscal year commencing January 1, 2006. The Company is currently evaluating the potential impact of SFAS No. 123R, although it is anticipated that the adoption will have a negative impact on its results of operations.

In November 2004, the FASB issued SFAS No. 151, *Inventory Costs, amendment to ARB No. 43 Chapter 4* (“SFAS No. 151”), which clarifies the accounting for abnormal amounts of idle facility expense, freight, handling costs, and wasted material (spoilage). SFAS No. 151 is effective for fiscal years beginning after June 15, 2005. The Company is in the process of assessing the impact of SFAS No. 151 on its future results of operations and financial position.

In October 2004, the American Jobs Creation Act of 2004 (the “Act”) was signed into law. Three of the more significant provisions of the Act relate to a one-time opportunity to repatriate foreign earnings at a reduced rate, manufacturing benefits for qualified production activity income and new requirements with respect to deferred compensation plans. The Company has not yet determined the impact, if any, of this Act on its future results of operations or cash flows. Additionally, under new Section 409A of the Internal Revenue Code, created in connection with the Act, the U.S. Treasury Department is directed to issue regulations providing guidance and provide a limited period during which deferred compensation plans may be amended to comply with the requirements of Section 409A. When the regulations are issued, the Company may be required to make modifications to certain compensation plans to comply with Section 409A.

6. Acquisitions, Divestitures and Ventures

Acquisitions:

On April 6, 2004, the Company acquired CAG (See Notes 1 and 2).

In February 2005, the Company acquired Vinamul, the North American and European emulsion polymer business of Imperial Chemical Industries PLC (“ICI”) for \$208 million. The Vinamul product line includes vinyl acetate-ethylene copolymers, vinyl acetate homopolymers and copolymers, and acrylic and vinyl acrylic emulsions. Vinamul operates manufacturing facilities in the United States, Canada, the United Kingdom, and The Netherlands. As part of the agreement, ICI will continue to supply Vinamul with starch, dextrin and other specialty ingredients following the acquisition. The Company will supply ICI with vinyl acetate monomer and polyvinyl alcohols. The supply agreements are for 15 years, and the pricing is based on market and other negotiated terms. The Company primarily financed this acquisition through borrowings of \$200 million under the amended and restated senior credit facilities (See Note 9). The Company has allocated the purchase price on the basis of its preliminary estimate of the fair value of the assets acquired and the liabilities assumed. The estimated fair value of the total assets acquired was approximately \$280 million. The net sales and operating profit (loss) of the Vinamul business included in the Company’s results of operations were \$279 million and (\$4) million, respectively, for the nine months ended September 30, 2005.

In July 2005, the Company acquired Acetex Corporation (“Acetex”) for \$270 million and assumed Acetex’s \$247 million of debt, which is net of cash acquired of \$54 million. Acetex’s operations include an acetyls business with plants in Europe and a North-American specialty polymers and film business. The Company acquired Acetex using existing cash. The Company caused Acetex to exercise its option to redeem its 10 7/8% senior notes due 2009 totaling approximately \$265 million. The

CELANESE CORPORATION AND SUBSIDIARIES
NOTES TO THE UNAUDITED INTERIM CONSOLIDATED
FINANCIAL STATEMENTS (Continued)

redemption was funded primarily with cash on hand and occurred on August 19, 2005. The redemption price was approximately \$280 million, which represents 105.438% of the outstanding principal amount, plus accrued and unpaid interest to August 19, 2005. On August 25, 2005, the Company repaid the remaining \$36 million of assumed debt with available cash. Pro forma financial information has not been provided as the acquisition did not have a material impact on the Company's results of operations. The estimated fair value of the total assets acquired was approximately \$495 million. The net sales and operating profit (loss) of the Acetex business included in the Company's results of operations were \$115 million and (\$1) million, respectively, for the nine months ended September 30, 2005.

Divestitures:

In July 2005, in connection with the Vinamul transaction, the Company agreed to sell its emulsion powders business to ICI for approximately \$25 million. This transaction includes a supply agreement whereby the Company will supply product to ICI for a period of up to fifteen years. Closing of the transaction occurred in September 2005. Net sales for the emulsion powders business for the nine months ended September 30, 2005 were approximately \$30 million and net earnings for the same period was approximately \$1 million.

In February 2004, the Predecessor sold its acrylates business to The Dow Chemical Company ("Dow") for a sales price of approximately \$149 million, which resulted in a pre-tax gain of approximately \$14 million in the three months ended March 31, 2004. Dow acquired the Predecessor's acrylates business line, including inventory, intellectual property and technology for crude acrylic acid, glacial acrylic acid, ethyl acrylate, butyl acrylate, methyl acrylate and 2-ethylhexyl acrylate, as well as acrylates production assets at the Clear Lake, Texas facility. In related agreements, the Company provides certain contract manufacturing services to Dow, and Dow supplies acrylates to the Company for use in its emulsions production. Simultaneous with the sale, the Predecessor repaid an unrelated obligation of \$95 million to Dow. The acrylates business was part of the Predecessor's Chemical business. As a result of this transaction, the assets, liabilities, revenues and expenses related to the acrylates product lines at the Clear Lake, Texas facility as well as the gain recorded on the sale are reflected as a component of discontinued operations in the consolidated financial statements in accordance with SFAS No. 144.

Discontinued operations of Chemical Products for the three months ended March 31, 2004 had net sales of \$21 million and an operating loss of \$5 million.

Ventures:

In April 2004, the Company and a group of investors led by Conduit Ventures Ltd. entered into a venture, Pemeas GmbH, which was formed to advance the commercialization of the Company's fuel cell technology. Pemeas GmbH is considered a variable interest entity as defined under FIN No. 46. The Company is deemed the primary beneficiary of this variable interest entity and, accordingly, consolidates this entity in its consolidated financial statements. In December 2004, the Company approved a plan to dispose of the Company's ownership interest in Pemeas GmbH.

In August 2005, the Company and Hatco Corporation agreed to wind up Estech GmbH, its venture for neopropyl esters. The Company recorded an impairment charge of \$10 million related to this matter in the second quarter of 2005.

	Successor	
	As of September 30, 2005	As of December 31, 2004
	(in \$ millions)	
Finished goods	461	470
Work-in-process	24	26
Raw materials and supplies	140	122
Total Inventories	<u>625</u>	<u>618</u>

As a result of the acquisition of Vinamul (see Note 6), the Company acquired inventory with a fair value of \$24 million, which included \$1 million in capitalized manufacturing profit in inventory. The inventory was sold prior to July 1, 2005.

As a result of the acquisition of Acetex (see Note 6), the Company acquired inventory with a fair value of \$74 million, which included \$9 million in capitalized manufacturing profit in inventory, of which \$9 million was sold prior to October 1, 2005.

As a result of the acquisition of the additional CAG shares (see Note 2), the Company recorded preliminary purchase accounting adjustments which included a \$6 million inventory step-up related to capitalized manufacturing profit in inventory. The inventory was sold prior to October 1, 2005.

8. *Intangible Assets*

Goodwill

	Chemical Products	Acetate Products	Ticona	Performance Products	Total
	(in \$ millions)				
Successor					
Carrying value of goodwill as of December 31, 2004	193	180	290	84	747
Acquisition of Vinamul Polymers	27	—	—	—	27
Acquisition of Acetex	244	—	—	—	244
Acquisition of CAG	6	7	1	1	15
Exchange rate changes	4	4	1	—	9
Carrying value of goodwill as of September 30, 2005	<u>474</u>	<u>191</u>	<u>292</u>	<u>85</u>	<u>1,042</u>

In connection with the acquisition of Vinamul (See Note 6), the Company has preliminarily allocated the purchase price to assets acquired and liabilities assumed based on the preliminary estimate of their fair value. The excess of the purchase price over the amounts allocated to assets and liabilities is included in goodwill, and is preliminarily estimated to be \$27 million at September 30, 2005. The Company is in the process of determining the fair value of all assets acquired and liabilities assumed. The Company expects to finalize the purchase accounting for this transaction in the fourth quarter of 2005.

In connection with the acquisition of Acetex (See Note 6), the Company has preliminarily allocated the purchase price to assets acquired and liabilities assumed primarily based on the historical cost of the business acquired. The excess of the purchase price over the amounts allocated to assets and liabilities is included in goodwill, and is preliminarily estimated to be \$244 million at September 30, 2005. The Company is in the process of determining the fair value of all assets acquired and liabilities assumed. The Company expects to finalize the purchase accounting for this transaction as soon as practical, but no later than June 30, 2006.

In connection with the acquisitions of Vinamul Polymers and Acetex, at the acquisition dates, the Company began formulating a plan to exit or restructure certain activities. The Company has not completed this analysis, and as of September 30, 2005, has not recorded any liabilities associated with

CELANESE CORPORATION AND SUBSIDIARIES
NOTES TO THE UNAUDITED INTERIM CONSOLIDATED
FINANCIAL STATEMENTS (Continued)

these activities. As the Company finalizes any plans to exit or restructure activities, it may record additional liabilities, for among other things, severance and severance related costs, and such amounts could be material.

In the nine months ended September 30, 2005, the Company increased goodwill by \$15 million as a result of purchase accounting adjustments related to the Acquisition and acquisition of additional CAG shares. Included in this adjustment is a \$23 million increase to goodwill, and a corresponding increase to the Company's minority interest liability primarily associated with the organizational restructuring that occurred in October 2004 (See Note 2). As this represented an immaterial adjustment, prior periods have not been restated.

Other Intangible Assets

	Successor	
	As of September 30, 2005	As of December 31, 2004
	(in \$ millions)	
Trademarks and tradenames	86	68
Customer related intangible assets	365	365
Developed technology	9	9
Other intangible assets	10	—
Total intangible assets, gross	470	442
Less: accumulated amortization	(77)	(42)
Total intangible assets, net	393	400

Aggregate amortization expense charged against earnings for intangible assets with finite lives during the three months ended September 30, 2005 and 2004 totaled \$14 million and \$12 million, respectively. Aggregate amortization expense charged against earnings for intangible assets with finite lives during the nine months ended September 30, 2005 and the six months ended September 30, 2004 and the three months ended March 31, 2004 totaled \$38 million, \$13 million and \$2 million, respectively.

In connection with the acquisition of Vinamul, the Company entered into a five-year non-compete agreement with ICI. The contract has a preliminary fair value of \$10 million. In addition, the Company has identified other intangible assets with an estimated value of \$11 million. As the Company has not finalized its purchase price allocation, these amounts could change based on final valuations. In addition, other intangible assets may be identified.

CELANESE CORPORATION AND SUBSIDIARIES
NOTES TO THE UNAUDITED INTERIM CONSOLIDATED
FINANCIAL STATEMENTS (Continued)

9. Debt

	Successor	
	As of September 30, 2005	As of December 31, 2004

	(in \$ millions)	
Short-term borrowings and current installments of long-term debt		
Current installments of long-term debt	48	15
Short-term borrowings from Affiliates	133	128
Other	—	1
Total short-term borrowings and current installments of long-term debt	<u>181</u>	<u>144</u>
Long-term debt		
Senior Credit Facilities:		
Term loan facility	1,719	624
Revolving credit facility	35	—
Floating Rate Term Loan, due 2011	—	350
Senior Subordinated Notes 9.625%, due 2014	800	1,231
Senior Subordinated Notes 10.375%, due 2014	157	272
Senior Discount Notes 10.5%, due 2014	298	424
Senior Discount Notes 10%, due 2014	72	103
Term notes 7.125%, due 2009	14	14
Pollution control and industrial revenue bonds, interest rates ranging from 5.2% to 6.7%, due at various dates through 2030	191	191
Obligations under capital leases and other secured borrowings due at various dates through 2018	56	49
Other borrowings	21	—
Subtotal	<u>3,363</u>	<u>3,258</u>
Less: Current installments of long-term debt	48	15
Total long-term debt	<u>3,315</u>	<u>3,243</u>

In the first quarter of 2005, the Company borrowed an additional \$1,135 million under the amended and restated senior credit facilities. A portion of these proceeds, coupled with the proceeds from the initial public offering, were used to repay a \$350 million floating rate term loan and redeem \$188 million of senior discount notes and \$521 million of senior subordinated notes, excluding early redemption premiums of \$4 million, \$19 million and \$51 million, respectively. In addition, \$200 million was used to finance the February 2005 acquisition of the Vinamul business.

Under the amended and restated facilities, the term loan facility increased to \$1,750 million (including €275 million), which matures in 2011. There was also a \$242 million delayed draw facility which expired unutilized in July 2005.

The revolving credit facility, through a syndication of banks, provides for borrowings of up to \$600 million, including the availability of letters of credit in U.S. dollars and euros and for borrowings on same-day notice.

In the first quarter of 2005, the revolving credit facility was increased from \$380 million to \$600 million under the amended and restated senior credit facilities. As of September 30, 2005, \$507 million remained available for borrowing under the revolving credit facility, taking into account letters of

CELANESE CORPORATION AND SUBSIDIARIES
NOTES TO THE UNAUDITED INTERIM CONSOLIDATED
FINANCIAL STATEMENTS (Continued)

credit issued under the revolving credit facility. As of September 30, 2005, there was \$35 million borrowed under the revolving credit facility and \$58 million of letters of credit had been issued under the revolving credit facility.

In addition, the Company has a \$228 million credit-linked revolving facility, which matures in 2009. The

credit-linked revolving facility includes borrowing capacity available for letters of credit. As of September 30, 2005, there were \$226 million of letters of credit issued under the credit-linked revolving facility and an additional \$2 million was available for borrowing.

As detailed in Note 6, in July 2005, the Company acquired Acetex for \$270 million and assumed Acetex's \$247 million of net debt, which is net of cash acquired of \$54 million. The Company caused Acetex to exercise its option to redeem its 10 7/8% senior notes due 2009 totaling approximately \$265 million. The redemption was funded primarily with cash on hand and occurred on August 19, 2005. The redemption price was approximately \$280 million, which represents 105.438% of the outstanding principal amount, plus accrued and unpaid interest to August 19, 2005. On August 25, 2005, the Company repaid the remaining \$36 million of assumed debt with available cash.

The Company was in compliance with all of the financial covenants related to its debt agreements as of September 30, 2005.

Interest expense

The components of interest expense are as follows:

	Successor				Predecessor
	Three Months Ended September 30, 2005	Three Months Ended September 30, 2004	Nine Months Ended September 30, 2005	Six Months Ended September 30, 2004	Three Months Ended March 31, 2004
	(in \$ millions)				
Accelerated amortization of deferred financing costs on early redemption and prepayment of debt	—	18	28	89	—
Premium paid on early redemption of debt	—	21	74	21	—
Other interest expense	72	59	214	118	6
Total interest expense	<u>72</u>	<u>98</u>	<u>316</u>	<u>228</u>	<u>6</u>

**CELANESE CORPORATION AND SUBSIDIARIES
NOTES TO THE UNAUDITED INTERIM CONSOLIDATED
FINANCIAL STATEMENTS (Continued)**

10. Benefit Obligations

The components of net periodic benefit costs recognized and contributions made to the pension plans and benefit payments made to other postretirement obligations participants are as follows:

	Defined Benefit Obligations		Other Postretirement Obligations	
	Successor		Successor	
	Three Months Ended September 30, 2005	Three Months Ended September 30, 2004	Three Months Ended September 30, 2005	Three Months Ended September 30, 2004
	(in \$ millions)			
Components of net periodic benefit cost				
Service cost	11	10	1	1
Interest cost	46	44	6	6
Expected return on plan assets	(51)	(43)	—	—

Recognized actuarial loss	—	1	—	—
Settlement loss	—	4	—	—
Special termination (benefit)/charge	1	(1)	—	—
Curtailed loss	2	—	—	—
Net periodic benefit cost	<u>9</u>	<u>15</u>	<u>7</u>	<u>7</u>

Defined Benefit Obligations			Other Postretirement Obligations		
Successor		Predecessor	Successor		Predecessor
Nine Months Ended September 30, 2005	Six Months Ended September 30, 2004	Three Months Ended March 31, 2004	Nine Months Ended September 30, 2005	Six Months Ended September 30, 2004	Three Months Ended March 31, 2004

(in \$ millions)

Components of net periodic benefit cost						
Service cost	31	20	9	2	2	1
Interest cost	136	88	40	18	12	6
Expected return on plan assets	(149)	(86)	(40)	—	—	—
Amortization of prior service cost	—	—	1	—	—	(1)
Recognized actuarial loss	—	2	6	—	—	2
Settlement loss	—	4	—	—	—	—
Special termination (benefit)/charge	1	—	—	—	—	—
Curtailed (gain)/loss	<u>2</u>	<u>—</u>	<u>—</u>	<u>(1)</u>	<u>—</u>	<u>—</u>
Net periodic benefit cost	<u>21</u>	<u>28</u>	<u>16</u>	<u>19</u>	<u>14</u>	<u>8</u>

The Company previously disclosed in its financial statements for the year ended December 31, 2004 that it expected to contribute \$7 million to its Canadian defined benefit pension plans in 2005. As of September 30, 2005, \$6 million of contributions have been made. The Company presently anticipates contributing an additional \$2 million to fund its defined benefit pension plans in 2005, bringing the full year contributions to \$8 million.

The Company previously disclosed in its financial statements for the year ended December 31, 2004 that it expected to make benefit payments of \$47 million under the provisions of its other postretirement benefit plans. As of September 30, 2005, \$35 million of benefit payments have been

CELANESE CORPORATION AND SUBSIDIARIES
NOTES TO THE UNAUDITED INTERIM CONSOLIDATED
FINANCIAL STATEMENTS (Continued)

made. The Company presently anticipates paying an additional \$12 million in other postretirement benefits during the fourth quarter of 2005.

Contributions to the defined contribution plans are based on specified percentages of employee contributions and aggregated \$9 million, \$5 million and \$3 million for the nine months ended September 30, 2005, the six months ended September 30, 2004 and the three months ended March 31, 2004, respectively.

In connection with the acquisition of CAG, the Purchaser agreed to pre-fund \$463 million of certain pension obligations. During the nine months ended December 31, 2004, \$409 million was pre-funded to the Company's pension plans. The Company contributed the remaining \$54 million that the Purchaser agreed to pre-fund, as well as an additional \$9 million to the non-qualified pension plan's rabbi trusts during the nine months ended September 30, 2005.

In connection with the Company's acquisition of Vinamul and Acetex, it assumed certain obligations related to the acquired pension and postretirement benefit plans. The Company is in the process of evaluating the effects of purchase accounting regarding these obligations.

As part of a restructuring program announced in October 2004, the Company closed certain plants related to its acetate filament production and has consolidated its acetate flake and tow operations from five locations to three. This resulted in the reduction of nearly 600 United States employees triggering a curtailment. The curtailment resulted in an increase in the Projected Benefit Obligation (PBO) and a corresponding curtailment loss of \$2 million for the pension plan during the three months ended September 30, 2005.

11. *Shareholders' Equity (Deficit)*

See table below for share activity:

	<u>Preferred Stock</u>	<u>Series A Common Stock</u>	<u>Series B Common Stock</u>
	(number of shares)		
Balance as of December 31, 2004	—	—	99,377,884
Issuance of preferred stock	9,600,000	—	—
Issuance of common stock	—	51,684,277	—
Stock dividend	—	7,500,000	—
Conversion of Series B common stock to Series A common stock	—	99,377,884	(99,377,884)
Balance as of September 30, 2005	<u>9,600,000</u>	<u>158,562,161</u>	<u>—</u>

Funding for the Acquisition included equity investments from Blackstone Capital Partners (Cayman) Ltd. 1, Blackstone Capital Partners (Cayman) Ltd. 2, and Blackstone Capital Partners (Cayman) Ltd. 3 (collectively, "Blackstone") and BA Capital Investors Sidecar Fund, L.P. (and together with Blackstone, the "Original Shareholders").

On December 31, 2004, the capital structure of the Company consisted of 650,494 shares of Series B common stock, par value \$0.01 per share. In January 2005, the Company amended its certificate of incorporation and increased its authorized common stock to 500,000,000 shares and the Company effected a 152.772947 for 1 stock split for the outstanding shares of the Series B common stock. Accordingly, all Successor share information is effected for such stock split effective December 31, 2004.

As a result of the offering in January 2005, the Company now has \$240 million aggregate liquidation preference of outstanding preferred stock. Holders of the preferred stock are entitled to receive, when, as and if, declared by the Company's board of directors, out of funds legally available

**CELANESE CORPORATION AND SUBSIDIARIES
NOTES TO THE UNAUDITED INTERIM CONSOLIDATED
FINANCIAL STATEMENTS (Continued)**

therefore, cash dividends at the rate of 4.25% per annum of liquidation preference, payable quarterly in arrears, commencing on May 1, 2005. Dividends on the preferred stock are cumulative from the date of initial issuance. Accumulated but unpaid dividends accumulate at an annual rate of 4.25%. The preferred stock is convertible, at the option of the holder, at any time into approximately 1.25 shares of Series A common stock, subject to adjustments, per \$25.00 liquidation preference of preferred stock and upon conversion will be recorded in shareholders' equity (deficit). As of September 30, 2005, the Company had \$3 million of accumulated but unpaid dividends, which have not been declared.

On March 8, 2005, the Company declared a special cash dividend to holders of the Company's Series B common stock of \$804 million, which was paid on April 7, 2005. Upon payment of the \$804 million dividend, all of the outstanding shares of Series B common stock converted automatically to shares of Series A common stock.

In addition, on March 9, 2005, the Company issued a 7,500,000 Series A common stock dividend to the Original Shareholders of its Series B common stock.

Other Comprehensive Income (Loss)

Other comprehensive income (loss) totaled \$(117) million, \$0 million and \$(39) million, for the nine months ended September 30, 2005, the six months ended September 30, 2004 and the three months ended March 31, 2004, respectively. These amounts were net of tax expense (benefit) of \$(13) million, \$1 million and \$2 million, for the nine months ended September 30, 2005, the six months ended September 30, 2004 and the three months ended March 31, 2004, respectively.

As part of the curtailment charge discussed in Note 10, the Company's U.S. qualified pension benefit plan and the postretirement benefit plan obligations were remeasured to reflect the discount rate and market value of plan assets as of September 30, 2005. This remeasurement resulted in additional minimum liability of approximately \$92 million with an offsetting charge to accumulated other comprehensive income (loss). In addition, the Company performed its annual remeasurement of its German pension benefit plans as of September 30, 2005. This remeasurement resulted in a pretax additional minimum liability of \$29 million (taxes of \$12 million), with an offsetting charge to accumulated other comprehensive income (loss).

12. Commitments and Contingencies

The Company is involved in a number of legal proceedings, lawsuits and claims incidental to the normal conduct of our business, relating to such matters as product liability, antitrust, past waste disposal practices and release of chemicals into the environment. While it is impossible at this time to determine with certainty the ultimate outcome of these proceedings, lawsuits and claims, management believes that adequate provisions have been made and that the ultimate outcomes will not have a material adverse effect on our financial position, but may have a material adverse effect on the results of operations or cash flows in any given accounting period.

The following disclosure should be read in conjunction with the Company's Annual Report on Form 10-K for the year ended December 31, 2004.

Plumbing Actions

CNA Holdings, Inc. ("CNA Holdings"), a U.S. subsidiary of Celanese, which included the U.S. business now conducted by the Ticona segment, along with Shell Oil Company ("Shell"), E.I. DuPont de Nemours and Company ("DuPont") and others, has been a defendant in a series of lawsuits, including a number of class actions, alleging that plastics manufactured by these companies that were utilized in the production of plumbing systems for residential property were defective or caused such plumbing systems to fail. Based on, among other things, the findings of outside experts and the successful use of Ticona's acetal copolymer in similar applications, CNA Holdings does not believe

CELANESE CORPORATION AND SUBSIDIARIES NOTES TO THE UNAUDITED INTERIM CONSOLIDATED FINANCIAL STATEMENTS (Continued)

Ticona's acetal copolymer was defective or caused the plumbing systems to fail. In many cases CNA Holdings' exposure may be limited by invocation of the statute of limitations since CNA Holdings ceased selling the resin for use in the plumbing systems in site built homes during 1986 and in manufactured homes during 1990.

CNA Holdings has been named a defendant in ten putative class actions, as well as a defendant in other non-class actions filed in ten states, the U.S. Virgin Islands, and Canada. In these actions, the plaintiffs typically have sought recovery for alleged property damages and, in some cases, additional damages under the Texas Deceptive Trade Practices Act or similar type statutes. Damage amounts have not been specified.

In order to reduce litigation expenses and to provide relief to qualifying homeowners, in November 1995, CNA Holdings, DuPont and Shell Oil Company entered into national class action settlements, which have been approved by the courts. The settlements call for the replacement of plumbing systems of claimants who have had qualifying leaks, as well as reimbursements for certain leak damage. Furthermore, the three companies have agreed to fund these replacements and reimbursements up to \$950 million. As of September 30, 2005, the aggregate funding is \$1,073 million due to additional contributions and funding commitments made primarily by

other parties. There are approximately ten additional pending lawsuits not discussed herein; however, these cases do not involve (either individually or in the aggregate) a large number of homes, and management does not expect the obligations arising from these lawsuits to have a material adverse effect on the Company.

In 1995, CNA Holdings and Shell Oil Company settled the claims relating to individuals in Texas owning a total of 110,000 property units, who are represented by a Texas law firm, for an amount that will not exceed \$170 million. These claimants are also eligible for a replumb of their homes in accordance with terms similar to those of the national class action settlement. CNA Holdings' and Shell Oil Company's contributions under this settlement were subject to allocation as determined by binding arbitration.

In addition, a lawsuit filed in November 1989 in Delaware Chancery Court, between CNA Holdings and various of its insurance companies relating to all claims incurred and to be incurred for the product liability exposure led to a partial declaratory judgment in CNA Holdings' favor. As a result, settlements have been reached with a majority of CNA Holdings' insurers specifying their responsibility for these claims.

In February 2005, CNA Holdings reached a settlement agreement through mediation with another insurer, pursuant to which the insurer paid CNA Holdings \$44 million in exchange for the release of certain claims against the policy with the insurer. This amount was recorded as a reduction of goodwill as of December 31, 2004 and was received during the nine months ended September 30, 2005.

CNA Holdings has accrued its best estimate of its share of the plumbing actions. At September 30, 2005, the Company has remaining accruals of \$68 million for this matter. Management believes that the plumbing actions are adequately provided for in the Company's financial statements and that they will not have a material adverse effect on our financial position. However, if the Company were to incur an additional charge for this matter, such a charge would not be expected to have a material adverse effect on our financial position, but may have a material adverse effect on our results of operations or cash flows in any given accounting period. No assurance can be given that the Company's litigation reserves will be adequate or that these reserves will fully recover claims under the Company's insurance policies.

The Company has reached settlements with CNA Holdings' insurers specifying their responsibility for these claims; as a result, the Company has recorded receivables relating to the anticipated recoveries from certain third party insurance carriers. These receivables are based on the probability

CELANESE CORPORATION AND SUBSIDIARIES
NOTES TO THE UNAUDITED INTERIM CONSOLIDATED
FINANCIAL STATEMENTS (Continued)

of collection, an opinion of external counsel, the settlement agreements with the Company's insurance carriers whose coverage level exceeds the receivables and the status of current discussions with other insurance carriers. As of September 30, 2005, the Company has \$31 million of receivables related to a settlement with an insurance carrier. This receivable is discounted and recorded within other assets as it will be collected over the next three years.

Sorbates Antitrust Actions

In May 2002, the European Commission informed Hoechst of its intent to investigate officially the sorbates industry. In early January 2003, the European Commission served Hoechst, Nutrinova, Inc., a U.S. subsidiary of Nutrinova Nutrition Specialties & Food Ingredients GmbH, previously a wholly owned subsidiary of Hoechst, and a number of competitors with a statement of objections alleging unlawful, anticompetitive behavior affecting the European sorbates market. In October 2003, the European Commission ruled that Hoechst, Chisso Corporation, Daicel Chemical Industries Ltd., The Nippon Synthetic Chemical Industry Co. Ltd. and Ueno Fine Chemicals Industry Ltd. operated a cartel in the European sorbates market between 1979 and 1996. The European Commission imposed a total fine of €138 million, of which €99 million was assessed against Hoechst. The case against Nutrinova was closed. The fine against Hoechst is based on the European Commission's finding that Hoechst does not qualify under the leniency policy, is a repeat violator and, together with Daicel, was a co-conspirator. In Hoechst's favor, the European Commission gave a discount for cooperating in the investigation. Hoechst appealed the European Commission's decision in December 2003, and that appeal is still pending.

In addition, several civil antitrust actions by sorbates customers, seeking monetary damages and other relief for alleged conduct involving the sorbates industry, have been filed in U.S. state and federal courts naming

Hoechst, Nutrinova, and our other subsidiaries, as well as other sorbates manufacturers, as defendants. Many of these actions have been settled and dismissed by the court. One private action, *Kerr v. Eastman Chemical Co. et al.*, previously pending in the Superior Court of New Jersey, Law Division, Gloucester County, was dismissed in October 2005 for failure to prosecute. The plaintiff alleged violations of the New Jersey Antitrust Act and the New Jersey Consumer Fraud Act and sought unspecified damages. The only other private action previously pending, *Freeman v. Daicel et al.*, had been dismissed. The plaintiffs lost their appeal to the Supreme Court of Tennessee in August 2005 and have since filed a motion for leave.

In July 2001, Hoechst and Nutrinova entered into an agreement with the Attorneys General of 33 states, pursuant to which the statutes of limitations were tolled pending the states' investigations. This agreement expired in July 2003. Since October 2002, the Attorneys General for several states filed suit on behalf of indirect purchasers in their respective states, all of which have been either settled or dismissed, except as noted below. The Nevada action has been dismissed as to Hoechst, Nutrinova and CAG; however, a motion for reconsideration is still pending. The New York action, *New York v. Daicel Chemical Industries Ltd., et al.* which was pending in the New York State Supreme Court, New York County was dismissed in August 2005; however, it is still subject to appeal. In January 2005, Hoechst, Nutrinova, and other subsidiaries, as well as other sorbates manufacturers, entered into a settlement agreement with the Attorneys General of Connecticut, Florida, Hawaii, Maryland, South Carolina, Oregon and Washington before these states filed suit. Pursuant to the terms of the settlement agreement, the defendants agreed to refrain from engaging in anticompetitive conduct with respect to the sale or distribution of sorbates and pay approximately \$1 million to the states in satisfaction of all released claims.

Based on the advice of external counsel and a review of the existing facts and circumstances relating to the sorbates matter, including the status of government investigations, as well as civil claims filed and settled, the Company has remaining accruals of \$130 million. This amount is included in current liabilities at September 30, 2005 for the estimated loss related to this matter. Although the

CELANESE CORPORATION AND SUBSIDIARIES
NOTES TO THE UNAUDITED INTERIM CONSOLIDATED
FINANCIAL STATEMENTS (Continued)

outcome of the remaining foregoing proceedings and claims of this matter cannot be predicted with certainty, management's best estimate of the range of possible additional future losses and fines (in excess of amounts already accrued), including any that may result from the above noted governmental proceedings, as of September 30, 2005 is between \$0 and \$9 million. The estimated range of such possible future losses is management's best estimate based on the advice of external counsel taking into consideration potential fines and claims, both civil and criminal, that may be imposed or made in other jurisdictions.

Pursuant to the Demerger Agreement with Hoechst, Celanese AG was assigned the obligation related to the sorbates matter. However, Hoechst agreed to indemnify Celanese AG for 80 percent of any costs Celanese may incur relative to this matter. Accordingly, Celanese AG has recognized a receivable from Hoechst and a corresponding contribution of capital, net of tax, from this indemnification. As of September 30, 2005, the Company has receivables, recorded within other current assets, relating to the sorbates indemnification from Hoechst totaling \$104 million. Although the outcome of the foregoing proceedings and claims cannot be predicted with certainty, the Company believes that any resulting liabilities, net of amounts recoverable from Hoechst, will not, in the aggregate, have a material adverse effect on its financial position, but may have a material adverse effect on the results of operations or cash flows in any given period.

Acetic Acid Patent Infringement Matters

Celanese International Corporation v. China Petrochemical Development Corporation — Taiwan Kaohsiung District Court. On February 7, 2001, Celanese International Corporation filed a private criminal action for patent infringement against China Petrochemical Development Corporation, or CPDC, alleging that CPDC infringed Celanese International Corporation's patent covering the manufacture of acetic acid. Celanese International Corporation also filed a supplementary civil brief which, in view of changes in Taiwanese patent laws, was subsequently converted to a civil action alleging damages against CPDC based on a period of infringement of ten years, 1991-2000, and based on CPDC's own data and as reported to the Taiwanese securities and exchange commission. Celanese International Corporation's patent was held valid by the Taiwanese patent office. On August 31, 2005 a Taiwanese court held that CPDC infringed Celanese International Corporation's

acetic acid patent and awarded Celanese International Corporation approximately \$28 million for the period of 1995 through 1999. The judgment has been appealed. The Company will not record income associated with this favorable judgment until cash is received.

Shareholder Litigation

During August 2004, nine actions were brought by minority shareholders against CAG in the Frankfurt District Court (*Landgericht*), all of which were consolidated in September 2004. Several minority shareholders joined these proceedings via a third party intervention in support of the plaintiffs. The Purchaser joined the proceedings via a third party intervention in support of CAG.

Among other things, these actions request the court to set aside shareholder resolutions passed at the extraordinary general meeting held on July 30 and 31, 2004 based on allegations that include the alleged violation of procedural requirements and information rights of the shareholders.

In a related matter, twenty-seven minority shareholders filed lawsuits in May and June of 2005 in the Frankfurt District Court (*Landgericht*) contesting the shareholder resolutions passed at the annual general meeting held May 19-20, 2005, which confirmed the resolutions passed at the July 30-31, 2004 extraordinary general meeting. In conjunction with the acquisition of 5.9 million CAG shares from two shareholders in August 2005, two of those lawsuits were withdrawn in August 2005. In June and September 2005, Celanese AG was served in three actions filed in the Frankfurt District Court (*Landgericht*) requesting that the court declare some or all of the shareholder resolutions passed at the extraordinary general meeting on July 30 and 31, 2004 null and void (*Nichtigkeitsklage*), based on

CELANESE CORPORATION AND SUBSIDIARIES NOTES TO THE UNAUDITED INTERIM CONSOLIDATED FINANCIAL STATEMENTS (Continued)

allegations that certain formal requirements necessary in connection with the invitation to the extraordinary general meeting had been violated. The Frankfurt District Court (*Landgericht*) has suspended the proceedings regarding the resolutions passed at the July 30-31, 2004 extraordinary general meeting described above as long as the lawsuits contesting the confirmatory resolutions are pending.

Further, on August 2, 2004, two minority shareholders instituted public register proceedings with each of the Königstein Local Court (*Amtsgericht*) and the Frankfurt District Court (*Landgericht*), both with a view to have the registration of the Domination Agreement in the Commercial Register deleted (*Amtslöschungsverfahren*). These actions are based on an alleged violation of procedural requirements at the extraordinary general meeting, an alleged undercapitalization of the Purchaser and Blackstone and an alleged misuse of discretion by the competent court with respect to the registration of the Domination Agreement in the Commercial Register. In April 2005, the court of appeals rejected the demand by one shareholder for injunctive relief, and in June 2005 the Frankfurt District Court (*Landgericht*) ruled that it does not have jurisdiction over this matter. The claims in the Königstein Local Court (*Amtsgericht*) are still pending.

Based upon information available as of September 30, 2005, the outcome of the foregoing proceedings cannot be predicted with certainty. Except for certain challenges on limited grounds, the time period to bring forward challenges (*Anfechtungsklagen*) has expired.

The amounts of the fair cash compensation (*Abfindung*) and of the guaranteed fixed annual payment (*Ausgleich*) offered under the Domination Agreement may be increased in special award proceedings (*Spruchverfahren*) initiated by minority shareholders, which may further reduce the funds the Purchaser can otherwise make available to the Company. Several minority shareholders of CAG had initiated special award proceedings seeking the court's review of the amounts of the fair cash compensation (*Abfindung*) and of the guaranteed fixed annual payment (*Ausgleich*) offered under the Domination Agreement. As a result of these proceedings, the amount of the fair cash consideration and the guaranteed fixed annual payment offered under the Domination Agreement could be increased by the court so that all minority shareholders, including those who have already tendered their shares into the Mandatory Offer and have received the fair cash compensation could claim the respective higher amounts. This could reduce the funds the Purchaser can make available to the Company and its subsidiaries and, accordingly, diminish our ability to make payments on our indebtedness. However, the court dismissed all of these proceedings in March 2005 on the grounds of inadmissibility. The

dismissal has been appealed.

In February 2005, a minority shareholder also brought a lawsuit against the Purchaser, as well as a former member of CAG's board of management and a former member of CAG's supervisory board, in the Frankfurt District Court (*Landgericht*). Among other things, this action seeks to unwind the tender of the plaintiff's shares in the Acquisition and seeks compensation for damages suffered as a consequence of tendering such shares. The court ruled against the plaintiff in this matter in June 2005. The plaintiff appealed this decision with respect to the Purchaser and the former member of the CAG board of management; however, with respect to the former member of the CAG supervisory board, the plaintiff has withdrawn his appeal.

Based upon the information available as of September 30, 2005, the outcome of the foregoing proceedings cannot be predicted with certainty.

Guarantees

The Company has agreed to guarantee or indemnify third parties for environmental and other liabilities pursuant to a variety of agreements, including asset and business divestiture agreements, leases, settlement agreements, and various agreements with affiliated companies. Although many of these obligations contain monetary and/or time limitations, others do not provide such limitations.

CELANESE CORPORATION AND SUBSIDIARIES
NOTES TO THE UNAUDITED INTERIM CONSOLIDATED
FINANCIAL STATEMENTS (Continued)

The Company has accrued for all probable and reasonably estimable losses associated with all known matters or claims that have been brought to its attention.

These known obligations include the following:

Demerger Obligations

The Company has obligations to indemnify Hoechst for various liabilities under the Demerger Agreement as follows:

- The Company agreed to indemnify Hoechst for environmental liabilities associated with contamination arising under 19 divestiture agreements entered into by Hoechst prior to the demerger.

The Company's obligation to indemnify Hoechst is subject to the following thresholds:

- The Company will indemnify Hoechst against those liabilities up to €250 million;
- Hoechst will bear those liabilities exceeding €250 million, however the Company will reimburse Hoechst for one-third of those liabilities for amounts that exceed €750 million in the aggregate.

The Company's obligation regarding two agreements has been settled. The aggregate maximum amount of environmental indemnifications under the remaining divestiture agreements that provide for monetary limits is €750 million. Three of the divested agreements do not provide for monetary limits.

Based on the estimate of the probability of loss under this indemnification, the Company has reserves of \$34 million as of September 30, 2005, for this contingency. Where the Company is unable reasonably to determine the probability of loss or estimate such loss under an indemnification, the Company has not recognized any related liabilities.

The Company has also undertaken in the Demerger Agreement to indemnify Hoechst to the extent that Hoechst is required to discharge liabilities, including tax liabilities, associated with businesses that were included in the demerger where such liabilities were not demerged, due to legal restrictions on the transfers of such items. These indemnities do not provide for any monetary or time limitations. The Company has not provided for any reserves associated with this indemnification. Neither the Company nor the Predecessor made any payments to Hoechst in the nine months ended September 30, 2005 or at any point during 2004, in connection with this

indemnification.

Divestiture Obligations

The Company and its predecessor companies agreed to indemnify third party purchasers of former businesses and assets for various pre-closing conditions, as well as for breaches of representations, warranties and covenants. Such liabilities also include environmental liability, product liability, antitrust and other liabilities. These indemnifications and guarantees represent standard contractual terms associated with typical divestiture agreements and, other than environmental liabilities, the Company does not believe that they expose the Company to any significant risk.

The Company and the Predecessor have divested in the aggregate over 20 businesses, investments and facilities, through agreements containing indemnifications or guarantees to the purchasers. Many of the obligations contain monetary and/or time limitations, ranging from one year to 30 years. The aggregate amount of guarantees provided for under these agreements is approximately \$2.9 billion as of September 30, 2005. Other agreements do not provide for any monetary or time limitations.

Based on historical claims experience and its knowledge of the sites and businesses involved, the Company believes that it is adequately reserved for these matters. As of September 30, 2005, the Company has reserves in the aggregate of \$55 million for all such environmental matters.

CELANESE CORPORATION AND SUBSIDIARIES
NOTES TO THE UNAUDITED INTERIM CONSOLIDATED
FINANCIAL STATEMENTS (Continued)

Plumbing Insurance Indemnifications

CAG entered into agreements with insurance companies related to product liability settlements associated with Celcon[®] plumbing claims. These agreements, except those with insolvent insurance companies, require the Company to indemnify and/or defend these insurance companies in the event that third parties seek additional monies for matters released in these agreements. The indemnifications in these agreements do not provide for time limitations.

In certain of the agreements, CAG received a fixed settlement amount. The indemnities under these agreements generally are limited to, but in some cases are greater than, the amount received in settlement from the insurance company. The maximum exposure under these indemnifications is \$95 million. Other settlement agreements have no stated limits.

There are other agreements whereby the settling insurer agreed to pay a fixed percentage of claims that relate to that insurer's policies. The Company has provided indemnifications to the insurers for amounts paid in excess of the settlement percentage. These indemnifications do not provide for monetary or time limitations.

The Company has reserves associated with these product liability claims. See *Plumbing Actions* above.

Other Obligations

- The Company is secondarily liable under a lease agreement pursuant to which the Company has assigned a direct obligation to a third party. The lease assumed by the third party expires on April 30, 2012. The lease liability for the period from October 1, 2005 to April 30, 2012 is estimated to be approximately \$50 million.
- The Company has agreed to indemnify various insurance carriers, for amounts not in excess of the settlements received, from claims made against these carriers subsequent to the settlement. The aggregate amount of guarantees under these settlements is approximately \$10 million, which is unlimited in term.

As indemnification obligations often depend on the occurrence of unpredictable future events, the future costs associated with them cannot be determined at this time. However, if the Company were to incur additional charges for these matters, such charges may have a material adverse effect on the financial position, results of

operations or cash flows of the Company in any given accounting period.

Other Matters

As of September 30, 2005, Celanese Ltd. and/or CNA Holdings, Inc., both U.S. subsidiaries of the Company, are defendants in approximately 650 asbestos cases. Because many of these cases involve numerous plaintiffs, the Company is subject to claims significantly in excess of the number of actual cases. The Company has reserves for defense costs related to claims arising from these matters. The Company believes that there is not significant exposure related to these matters.

Under the transaction and monitoring fee agreement/sponsor services agreement, the Company has agreed to indemnify the Advisor and its affiliates and their respective partners, members, directors, officers, employees, agents and representatives for any and all losses relating to services contemplated by these agreements and the engagement of the Advisor pursuant to, and the performance by the Advisor or the services contemplated by, these agreements. The Company has also agreed under the transaction and monitoring fee agreement/sponsor services agreement to reimburse the Advisor and its affiliates for their expenses incurred in connection with the services provided under these agreements or in connection with their ownership or subsequent sale of Celanese Corporation stock (See Note 17).

On July 31, 2003, a federal district court ruled that the formula used in International Business Machine Corporation's ("IBM") cash balance pension plan violated the age discrimination provisions

**CELANESE CORPORATION AND SUBSIDIARIES
NOTES TO THE UNAUDITED INTERIM CONSOLIDATED
FINANCIAL STATEMENTS (Continued)**

of the Employee Retirement Income Security Act of 1974. The IBM decision, however, conflicts with the decisions from two other federal district courts and with the proposed regulations for cash balance plans issued by the Internal Revenue Service in December 2002. IBM has announced that it will appeal the decision to the United States Court of Appeals for the Seventh Circuit. The effect of the IBM decision on the Company's cash balance plan cannot be determined at this time.

From time to time, certain of our foreign subsidiaries have made sales of acetate, sweeteners and polymer products to countries that are or have previously been subject to sanctions and embargoes imposed by the US government and the United Nations. These countries include Iran, Sudan and Syria, three countries currently identified by the U.S. State Department as terrorist-sponsoring states and other countries that previously have been identified by the U.S. State Department as terrorist-sponsoring states, or countries to which sales have been regulated in connection with other foreign policy concerns. Approximately \$10 million of these sales by the Company's foreign subsidiaries may be in violation of regulations of the United States Treasury Department's Office of Foreign Assets Control, or OFAC, or the United States Department of Commerce's Bureau of Industry and Security. In addition, the Company has recently discovered that two of its foreign subsidiaries made approximately \$180,000 of sales of emulsions to Cuba which were apparently in violation of OFAC regulations. Cuba is also currently identified by the U.S. State Department as a terrorist-sponsoring state. The Company has informed the U.S. Treasury Department and the U.S. Department of Commerce of both of these matters and is currently engaged in preliminary discussions with the Departments. Our inquiry into these transactions is continuing and the Departments' review of this matter is in a very preliminary stage. To the extent the Company violated any regulations with respect to the above or other transactions, the Company may be subject to fines or other sanctions, including possible criminal penalties, which may result in adverse business consequences. The Company does not expect these matters to have a material adverse effect on its financial position, results of operations and cash flows.

13. Special Charges

The components of special charges are as follows:

	September 30, 2005	September 30, 2004
	(in \$ millions)	
Employee termination benefits	(9)	(6)
Plant/office closures	(1)	(52)
Restructuring adjustments	—	1
Total Restructuring	(10)	(57)
Environmental related plant closures	(12)	—
Asset impairments	(1)	—
Insurance recoveries associated with plumbing cases	—	(1)
Other	(1)	(1)
Total Special Charges	<u>(24)</u>	<u>(59)</u>

Special charges decreased to \$24 million compared to \$59 million for the same period last year primarily due to including impairment charges associated with the Acetate products segment restructuring recorded in the third quarter of 2004. The third quarter of 2005 includes charges related to a change in environmental remediation strategy related to the closure of the Edmonton Methanol plant, severance associated with the same closure and severance related to the relocation of corporate offices of \$12 million, \$6 million and \$3 million respectively.

34

CELANESE CORPORATION AND SUBSIDIARIES
NOTES TO THE UNAUDITED INTERIM CONSOLIDATED
FINANCIAL STATEMENTS (Continued)

	Successor		Predecessor
	Nine Months Ended September 30, 2005	Six Months Ended September 30, 2004	Three Months Ended March 31, 2004
	(in \$ millions)		
Employee termination benefits	(18)	(7)	(2)
Plant/office closures	(2)	(52)	—
Restructuring adjustments	—	1	—
Total Restructuring	(20)	(58)	(2)
Termination of advisor monitoring services	(35)	—	—
Environmental related plant closures	(12)	—	—
Asset impairments	(25)	—	—
Advisory services	—	—	(25)
Insurance recoveries associated with plumbing cases	4	1	—
Other	(1)	(1)	(1)
Total Special Charges	<u>(89)</u>	<u>(58)</u>	<u>(28)</u>

Asset impairments primarily consists of revised estimates related to the Company's decision to divest its Cyclo-olefin Copolymer ("COC") business.

The components of the restructuring reserves are as follows:

	Employee Termination Benefits	Plant/Office Closures	Total
(in \$ millions)			
Predecessor			
Restructuring reserve at December 31, 2003	28	21	49
Restructuring additions	2	—	2
Cash and noncash uses	(5)	(2)	(7)
Restructuring reserve at March 31, 2004	<u>25</u>	<u>19</u>	<u>44</u>
Successor			
Restructuring reserve at April 1, 2004	25	19	44
Purchase accounting adjustments	10	—	10
Restructuring additions	6	52	58
Cash and noncash uses	(10)	(54)	(64)
Restructuring reserve at September 30, 2004	<u>31</u>	<u>17</u>	<u>48</u>
Restructuring reserve at December 31, 2004	72	14	86
Purchase accounting adjustments	1	—	1
Restructuring additions	18	14	32
Cash and noncash uses	(26)	(20)	(46)
Currency translation adjustments	(2)	—	(2)
Other charges	(2)	—	(2)
Restructuring reserve at September 30, 2005	<u>61</u>	<u>8</u>	<u>69</u>

14. *Stock-based and Other Management Compensation Plans*

In December 2004, the Company approved a stock incentive plan, which included executive officers, key employees and directors, a deferred compensation plan, which included executive officers and key employees, as well as other management incentive programs.

CELANESE CORPORATION AND SUBSIDIARIES NOTES TO THE UNAUDITED INTERIM CONSOLIDATED FINANCIAL STATEMENTS (Continued)

These stock incentive plans allows for the issuance or delivery of up to 16.25 million shares of the Company's Series A common stock through stock options and a discounted share program. In January 2005, options were initially granted at an exercise price equal to the initial public offering price. The options have a ten-year term with vesting terms pursuant to a schedule, with no vesting to occur later than the 8th anniversary of the date of the grant. Accelerated vesting depends on meeting specified performance targets. Of the 11.8 million stock options outstanding, 11.3 million are non-compensatory. The remaining 0.5 million options are subject to variable plan accounting. Compensation expense related to these options was approximately \$1 million for the three and nine months ended September 30, 2005. No options were exercised during the nine months ended September 30, 2005.

In December 2004, the Company granted rights to executive officers and key employees to purchase up to 1,797,386 shares of Series A common stock at a discount of \$8.80 per share. During the nine months ended September 30, 2005, 1,684,277 shares have been purchased. As a result of this discounted share offering, the Company recorded a pre-tax non-cash charge of \$14 million, with a corresponding adjustment to additional paid-in capital within shareholders' equity (deficit) in the fourth quarter 2004. Compensation expense associated with

the discounted shares was immaterial for the nine months ended September 30, 2005.

The deferred compensation plan has an aggregate maximum amount payable of \$192 million. The initial component of the deferred compensation plan, totaling an aggregate of approximately \$27 million, vested in 2004 and was paid in the first quarter of 2005.

- **Stock-based compensation**

As permitted by SFAS No. 123, *Accounting for Stock-Based Compensation* (“SFAS No. 123”), the Successor accounts for employee stock-based compensation in accordance with APB Opinion No. 25, *Accounting for Stock Issued to Employees* (“APB No. 25”), using an intrinsic value approach to measure compensation expense, if any.

For the three months ended March 31, 2004, the Predecessor accounted for stock options and similar equity instruments under the fair value method, which requires compensation cost to be measured at the grant date based on the value of the award.

The fair value of options granted in the three and nine month period ended September 30, 2005 under the Company’s stock incentive plan was estimated at the date of grant using the Black Scholes option pricing model. The following weighted average assumptions were used:

	Three Months Ended September 30, 2005	Nine Months Ended September 30, 2005
Risk free interest rate	4.0%	4.0%
Estimated life in years	7.8	7.5
Dividend yield	0.96%	0.77%
Volatility	27.4%	26.2%

CELANESE CORPORATION AND SUBSIDIARIES
NOTES TO THE UNAUDITED INTERIM CONSOLIDATED
FINANCIAL STATEMENTS (Continued)

The following table illustrates the effect on net earnings (loss) and related per share amounts if the Successor had applied the fair value recognition provisions of SFAS No. 123 to stock-based employee compensation:

	For the Three Months Ended September 30, 2005			For the Nine Months Ended September 30, 2005		
	Earnings (Loss)	Basic Earnings Per Common Share	Diluted Earnings Per Common Share	Earnings (Loss)	Basic Earnings Per Common Share	Diluted Earnings Per Common Share
(in \$ millions, except per share information)						
Net earnings, available to common shareholders, as reported	42.0	0.26	0.26	95.0	0.62	0.62
Add: stock-based employee compensation expense included in reported net earnings, net of the related tax effects	0.5	—	—	0.5	—	—
Less: stock-based compensation under SFAS No. 123, net of the related tax effects	(2.0)	(0.01)	(0.01)	(6.0)	(0.04)	(0.04)
Pro forma net earnings available to common shareholders	<u>40.5</u>	<u>0.25</u>	<u>0.25</u>	<u>89.5</u>	<u>0.58</u>	<u>0.58</u>

15. Income Taxes

Income taxes for the three and nine months ended September 30, 2005, the three and six months ended September 30, 2004 and the three month period ended March 31, 2004, are recorded based on the estimated annual effective tax rate. As of September 30, 2005, the estimated annualized tax rate for 2005 is 35%, which is slightly less than the combination of the statutory rate and state income tax rates in the U.S. The estimated annual effective tax rate for 2005 reflects earnings in low tax jurisdictions, a valuation allowance for the tax benefit associated with projected U.S. losses (which includes the expenses associated with the early redemption of debt), and tax expense in certain non-U.S. jurisdictions. For the three and nine months ended September 30, 2005, the Company recorded tax expenses of \$26 million and \$77 million, respectively. For the three and six months ended September 30, 2004, tax expenses of \$48 million and \$58 million were recorded which resulted in a tax rate of negative 155% and negative 43%, respectively. The effective tax rates were significantly affected by the non-recognition of tax benefits associated with acquisition related expenses.

The Predecessor had tax expenses of \$17 million, which resulted in an effective tax rate of 24%, for the three months ended March 31, 2004, compared to the German statutory rate of 40%, which was primarily affected by earnings in low tax jurisdictions.

CELANESE CORPORATION AND SUBSIDIARIES NOTES TO THE UNAUDITED INTERIM CONSOLIDATED FINANCIAL STATEMENTS (Continued)

16. Business Segments

	Successor							Consolidated
	Chemical Products	Ticona	Acetate Products	Performance Products	Total Segments	Other Activities	Reconciliation	
(in \$ millions)								
For the three months ended September 30, 2005								
Sales to external customers	1,060	212	163	46	1,481	55	—	1,536
Inter-segment revenues	40	—	—	—	40	—	(40)	—
Operating profit	98	18	4	13	133	(41)	—	92
Earnings (loss) from continuing operations before tax and minority interests	134	34	4	10	182	(108)	—	74
Depreciation and amortization	45	13	3	4	65	5	—	70
Capital expenditures	22	12	8	—	42	4	—	46
For the three months ended September 30, 2004								
Sales to external customers	809	213	176	47	1,245	20	—	1,265
Inter-segment revenues	31	—	—	—	31	—	(31)	—
Operating profit	83	15	(39)	12	71	(46)	—	25
Earnings (loss) from continuing operations before tax and minority interests	100	29	(39)	11	101	(132)	—	(31)
Depreciation and amortization	39	19	16	3	77	2	—	79
Capital expenditures	20	22	11	1	54	2	—	56
For the nine months ended September 30, 2005								
Sales to external customers	3,131	674	542	140	4,487	75	—	4,562

Inter-segment revenues	98	—	—	—	98	—	(98)	—
Operating profit	430	62	34	41	567	(157)	—	410
Earnings (loss) from continuing operations before tax and minority interests	476	107	36	36	655	(435)	—	220
Depreciation and amortization	118	42	21	10	191	9	—	200
Capital expenditures	66	35	22	3	126	6	—	132

**For the six months ended
September 30, 2004**

Sales to external customers	1,589	433	349	92	2,463	31	—	2,494
Inter-segment revenues	59	—	—	—	59	—	(59)	—
Operating profit	119	26	(29)	14	130	(80)	—	50
Earnings (loss) from continuing operations before tax and minority interests	134	55	(25)	12	176	(311)	—	(135)
Depreciation and amortization	77	34	30	5	146	4	—	150
Capital expenditures	37	41	24	2	104	2	—	106

38

**CELANESE CORPORATION AND SUBSIDIARIES
NOTES TO THE UNAUDITED INTERIM CONSOLIDATED
FINANCIAL STATEMENTS (Continued)**

	Predecessor							
Chemical Products	Ticona	Acetate Products	Performance Products	Total Segments	Other Activities	Reconciliation	Consolidated	
(in \$ millions)								

**For the three months
ended
March 31, 2004**

Sales to external customers	789	227	172	44	1,232	11	—	1,243
Inter-segment revenues	29	—	—	—	29	—	(29)	—
Operating profit	65	31	9	11	116	(64)	—	52
Earnings (loss) from continuing operations before tax and minority interests	64	45	9	11	129	(57)	—	72
Depreciation and amortization	39	16	13	2	70	2	—	72
Capital expenditures	15	20	8	—	43	1	—	44

17. Related Party Transactions

Upon closing of the Acquisition, the Company entered into a transaction and monitoring fee agreement with Blackstone Management Partners (the “Advisor”), an affiliate of the Blackstone Group (the “Sponsor”). Under the agreement, the Advisor agreed to provide monitoring services to the Company for a 12 year period. Also, the Advisor may receive additional compensation for providing investment banking or other advisory services provided to the Company by the Advisor or any of its affiliates, and may be reimbursed for certain expenses, in

connection with any specific acquisition, divestiture, refinancing, recapitalization, or similar transaction. In connection with the completion of the initial public offering, the parties amended and restated the transaction and monitoring fee agreement to terminate the monitoring services and all obligations to pay future monitoring fees and paid the Advisor \$35 million. The Company also paid \$10 million to the Advisor for the 2005 monitoring fee. The transaction based agreement remains in effect.

In connection with the acquisition of Vinamul, the Company paid the Advisor a fee of \$2 million, which was included in the computation of the purchase price for the acquisition. In connection with the acquisition of Acetex, the Company paid the Advisor an initial fee of \$1 million. Additional fees of \$3 million were paid in August 2005 to the Advisor upon the successful completion of this acquisition. In addition, the Company has paid the Advisor aggregate fees of approximately €3million (approximately \$4 million) in connection with the Company's acquisition of 5.9 million additional CAG shares in August 2005 (See Note 2).

During the nine months ended September 30, 2005, the Company reimbursed the Advisor approximately \$2 million for other costs.

Commencing in September 2005, the Company filed a Registration Statement on Form S-1 and amendments to that Registration Statement with the SEC on behalf of the Original Shareholders (the "Resale Offering") pursuant to the terms of the Amended and Restated Registration Rights Agreement ("Registration Rights Agreement") dated as of January 26, 2005, between the Company and the Original Shareholders. Pursuant to the terms of the Registration Rights Agreement, the Company will pay certain fees and expenses incurred in connection with the Resale Offering, which the Company anticipates will be approximately \$1 million.

18. Consolidating Guarantor Financial Information

The following unaudited consolidating financial statement information is presented in the provided form because (i) the Issuers are wholly owned subsidiaries of the Parent Guarantor; (ii) the

39

**CELANESE CORPORATION AND SUBSIDIARIES
NOTES TO THE UNAUDITED INTERIM CONSOLIDATED
FINANCIAL STATEMENTS (Continued)**

guarantee is considered to be full and unconditional, that is, if the Issuers fail to make a scheduled payment, the Parent Guarantor is obligated to make the scheduled payment immediately and, if they do not, any holder of notes may immediately bring suit directly against the Parent Guarantor for payment of all amounts due and payable. Separate financial statements and other disclosures concerning the Parent Guarantor are not presented because management does not believe that such information is material to investors.

40

UNAUDITED CONSOLIDATING STATEMENT OF OPERATIONS INFORMATION

	Successor				
	For the Three Months Ended September 30, 2005				
	Parent Guarantor	Issuer	Non-Guarantors	Eliminations	Consolidated
	(in \$ millions)				
Net sales	—	—	1,536	—	1,536
Cost of sales	—	—	(1,253)	—	(1,253)

Selling, general and administrative expenses	(1)	—	(143)	—	(144)
Research and development expenses	—	—	(22)	—	(22)
Special charges:					
Insurance recoveries associated with plumbing cases	—	—	—	—	—
Restructuring, impairment and other special charges	—	—	(24)	—	(24)
Foreign exchange gain (loss), net	—	—	(2)	—	(2)
Gain (loss) on disposition of assets	—	—	1	—	1
Operating profit (loss)	(1)	—	93	—	92
Equity in net earnings of affiliates	47	57	21	(104)	21
Interest expense	—	(10)	(62)	—	(72)
Interest income	—	—	7	—	7
Other income (expense), net	(1)	—	27	—	26
Earnings (loss) from continuing operations before tax and minority interests	45	47	86	(104)	74
Income tax provision	—	—	(26)	—	(26)
Earnings (loss) from continuing operations before minority interests	45	47	60	(104)	48
Minority interests	—	—	(3)	—	(3)
Earnings (loss) from continuing operations	45	47	57	(104)	45
Earnings (loss) from discontinued operations	—	—	—	—	—
Net earnings (loss)	<u>45</u>	<u>47</u>	<u>57</u>	<u>(104)</u>	<u>45</u>

41

UNAUDITED CONSOLIDATING STATEMENT OF OPERATIONS INFORMATION

	Successor				
	For the Three Months Ended September 30, 2004				
	Parent Guarantor	Issuer	Non-Guarantors	Eliminations	Consolidated
	(in \$ millions)				
Net sales	—	—	1,265	—	1,265
Cost of sales	—	—	(1,005)	—	(1,005)
Selling, general and administrative expenses	—	—	(153)	—	(153)
Research and development expenses	—	—	(23)	—	(23)
Special charges:					

Insurance recoveries associated with plumbing cases	—	—	(1)	—	(1)
Restructuring, impairment and other special charges	—	—	(58)	—	(58)
Foreign exchange gain (loss), net	—	—	(2)	—	(2)
Gain (loss) on disposition of assets	—	—	2	—	2
Operating profit	—	—	25	—	25
Equity in net earnings of affiliates	(31)	(29)	17	60	17
Interest expense	(40)	(2)	(57)	1	(98)
Interest income	—	—	9	(1)	8
Other income (expense), net	—	—	17	—	17
Earnings (loss) from continuing operations before tax and minority interests	(71)	(31)	11	60	(31)
Income tax provision	—	—	(48)	—	(48)
Earnings (loss) from continuing operations before minority interests	(71)	(31)	(37)	60	(79)
Minority interests	—	—	8	—	8
Earning (loss) from continuing operations	(71)	(31)	(29)	60	(71)
Earnings (loss) from discontinued operations	—	—	—	—	—
Net earnings (loss)	<u>(71)</u>	<u>(31)</u>	<u>(29)</u>	<u>60</u>	<u>(71)</u>

42

UNAUDITED CONSOLIDATING STATEMENT OF OPERATIONS INFORMATION

	Successor				
	For the Nine Months Ended September 30, 2005				
	Parent Guarantor	Issuer	Non-Guarantors	Eliminations	Consolidated
	(in \$ millions)				
Net sales	—	—	4,562	—	4,562
Cost of sales	—	—	(3,553)	—	(3,553)
Selling, general and administrative expenses	(6)	—	(435)	—	(441)
Research and development expenses	—	—	(68)	—	(68)
Special charges:					
Insurance recoveries associated with plumbing cases	—	—	4	—	4
Restructuring, impairment and other special charges	—	—	(93)	—	(93)

Gain (loss) on disposition of assets, net	—	—	(1)	—	(1)
Operating profit	(6)	—	416	—	410
Equity in net earnings of affiliates	103	152	48	(255)	48
Interest expense	—	(55)	(261)	—	(316)
Interest income	6	—	25	—	31
Other income (expense), net	(1)	—	48	—	47
Earnings (loss) from continuing operations before tax and minority interests	102	97	276	(255)	220
Income tax provision	—	6	(83)	—	(77)
Earnings (loss) from continuing operations before minority interests	102	103	193	(255)	143
Minority interests	—	—	(41)	—	(41)
Earnings (loss) from continuing operations	102	103	152	(255)	102
Earnings (loss) from discontinued operations	—	—	—	—	—
Net earnings (loss)	<u>102</u>	<u>103</u>	<u>152</u>	<u>(255)</u>	<u>102</u>

43

UNAUDITED CONSOLIDATING STATEMENT OF OPERATIONS INFORMATION

	Successor				
	For the Six Months Ended September 30, 2004				
	Parent Guarantor	Issuer	Non-Guarantors	Eliminations	Consolidated
	(in \$ millions)				
Net sales	—	—	2,494	—	2,494
Cost of sales	—	—	(2,063)	—	(2,063)
Selling, general and administrative expenses	—	—	(278)	—	(278)
Research and development expenses	—	—	(45)	—	(45)
Special charges:					
Insurance recoveries associated with plumbing cases	—	—	1	—	1
Restructuring, impairment and other special charges	—	—	(59)	—	(59)
Foreign exchange gain (loss), net	—	—	(2)	—	(2)
Gain (loss) on disposition of assets, net	—	—	2	—	2
Operating profit	—	—	50	—	50

Equity in net earnings of affiliates	(147)	(29)	35	176	35
Interest expense	(46)	(2)	(181)	1	(228)
Interest income	—	—	16	(1)	15
Other income (expense), net	(3)	—	(4)	—	(7)
Earnings (loss) from continuing operations before tax and minority interests	(196)	(31)	(84)	176	(135)
Income tax provision	—	—	(58)	—	(58)
Earnings (loss) from continuing operations before minority interests	(196)	(31)	(142)	176	(193)
Minority interests	—	—	(2)	—	(2)
Earnings (loss) from continuing operations	(196)	(31)	(144)	176	(195)
Earnings (loss) from discontinued operations	—	—	(1)	—	(1)
Net earnings (loss)	<u>(196)</u>	<u>(31)</u>	<u>(145)</u>	<u>176</u>	<u>(196)</u>

44

UNAUDITED CONSOLIDATING STATEMENT OF OPERATIONS INFORMATION

	Predecessor				
	For the Three Months Ended, March 31, 2004				
	Parent Guarantor	Issuer	Non-Guarantors	Eliminations	Consolidated
	(in \$ millions)				
Net sales	—	—	1,243	—	1,243
Cost of sales	—	—	(1,002)	—	(1,002)
Selling, general and administrative expenses	—	—	(137)	—	(137)
Research and development expenses	—	—	(23)	—	(23)
Special charges:					
Restructuring, impairment and other special charges	—	—	(28)	—	(28)
Gain (loss) on disposition of assets	—	—	(1)	—	(1)
Operating profit	—	—	52	—	52
Equity in net earnings of affiliates	—	—	12	—	12
Interest expense	—	—	(6)	—	(6)
Interest income	—	—	5	—	5
Other income (expense), net	—	—	9	—	9
Earnings (loss) from continuing operations before tax and minority interests	—	—	72	—	72

Income tax provision	—	—	(17)	—	(17)
Earnings (loss) from continuing operations before minority interests	—	—	55	—	55
Minority interests	—	—	—	—	—
Earnings (loss) from continuing operations	—	—	55	—	55
Earnings (loss) from discontinued operations	—	—	23	—	23
Net earnings (loss)	—	—	78	—	78

45

UNAUDITED CONSOLIDATING BALANCE SHEET INFORMATION

	Successor				
	As of September 30, 2005				
	Parent Guarantor	Issuer	Non- Guarantors	Eliminations	Consolidated
	(in \$ millions)				
ASSETS					
Current assets:					
Cash and cash equivalents	1	—	400	—	401
Receivables, net:					
Trade receivables, net — third party and affiliates	—	—	947	—	947
Other receivables	—	—	522	(3)	519
Inventories	—	—	625	—	625
Deferred income taxes	—	—	69	—	69
Other assets	—	—	47	—	47
Assets of discontinued operations	—	—	2	—	2
Total current assets	1	—	2,612	(3)	2,610
Investments	63	418	551	(481)	551
Property, plant and equipment, net	—	—	1,982	—	1,982
Deferred income taxes	—	6	29	—	35
Other assets	—	9	718	—	727
Goodwill	—	—	1,042	—	1,042
Intangible assets, net	—	—	393	—	393
Total assets	64	433	7,327	(484)	7,340
LIABILITIES AND SHAREHOLDERS' EQUITY (DEFICIT)					
Current liabilities:					

Short-term borrowings and current installments of long-term debt — third party and affiliates	—	—	181	—	181
Accounts payable and accrued liabilities:					
Trade payables — third party and affiliates	2	—	696	—	698
Other current liabilities	3	—	813	(3)	813
Deferred income taxes	—	—	13	—	13
Income taxes payable	—	—	224	—	224
Liabilities of discontinued operations	—	—	3	—	3
Total current liabilities	5	—	1,930	(3)	1,932
Long-term debt	—	370	2,945	—	3,315
Deferred income taxes	—	—	225	—	225
Benefit obligations	—	—	1,154	—	1,154
Other liabilities	—	—	506	—	506
Minority interests	—	—	149	—	149
Commitments and contingencies					
Shareholders' equity (deficit)	59	63	418	(481)	59
Total liabilities and shareholders' equity (deficit)	64	433	7,327	(484)	7,340

46

UNAUDITED CONSOLIDATING BALANCE SHEET INFORMATION

	Successor				
	As of December 31, 2004				
	Parent Guarantor	Issuer	Non- Guarantors	Eliminations	Consolidated
	(in \$ millions)				
ASSETS					
Current assets:					
Cash and cash equivalents	—	—	838	—	838
Receivables, net:					
Trade receivables, net — third party and affiliates	—	—	866	—	866
Other receivables	—	—	678	(8)	670
Inventories	—	—	618	—	618
Deferred income taxes	—	—	71	—	71
Other assets	—	—	86	—	86
Assets of discontinued operations	—	—	2	—	2
Total current assets	—	—	3,159	(8)	3,151
Investments	—	406	600	(406)	600
Property, plant and equipment, net	—	—	1,702	—	1,702
Deferred income taxes	—	—	54	—	54
Other assets	7	12	739	(2)	756
Goodwill	—	—	747	—	747

Intangible assets, net	—	—	400	—	400
Total assets	7	418	7,401	(416)	7,410
LIABILITIES AND SHAREHOLDERS' EQUITY (DEFICIT)					
Current liabilities:					
Short-term borrowings and current installments of long-term debt — third party and affiliates	1	—	144	(1)	144
Accounts payable and accrued liabilities:					
Trade payables — third party and affiliates	—	—	722	—	722
Other current liabilities	7	—	888	(7)	888
Deferred income taxes	—	—	20	—	20
Income taxes payable	—	—	214	—	214
Liabilities of discontinued operations	—	—	7	—	7
Total current liabilities	8	—	1,995	(8)	1,995
Long-term debt	—	527	2,716	—	3,243
Deferred income taxes	—	—	256	—	256
Benefit obligations	—	—	1,000	—	1,000
Other liabilities	2	—	510	(2)	510
Share of subsidiary losses	109	—	—	(109)	—
Minority interests	—	—	518	—	518
Commitments and contingencies					
Shareholders' equity (deficit)	(112)	(109)	406	(297)	(112)
Total liabilities and shareholders' equity (deficit)	7	418	7,401	(416)	7,410

UNAUDITED CONSOLIDATED STATEMENT OF CASH FLOWS INFORMATION

	Successor				
	For the Nine Months Ended September 30, 2005				
	Parent Guarantor	Issuer	Non- Guarantors	Eliminations	Consolidated
	(in \$ millions)				
Net cash provided by (used in) operating activities	8	1	507	—	516
Investing activities from continuing operations:					
Capital expenditures on property, plant and equipment	—	—	(132)	—	(132)
Investments in Subsidiaries, net	(189)	18	—	171	—
Acquisition of CAG shares	—	—	(397)	—	(397)
Fees associated with the acquisitions	—	—	(27)	—	(27)
Acquisition of Vinamul	—	—	(208)	—	(208)
Acquisition of Acetex, net of cash acquired	—	—	(216)	—	(216)
Proceeds from sale of assets	—	—	40	—	40
Net proceeds from disposal of discontinued operations	—	—	75	—	75

Proceeds from sale of marketable securities	—	—	175	—	175
Purchases of marketable securities	—	—	(96)	—	(96)
Other, net	—	—	5	—	5
Net cash provided by (used in) investing activities	(189)	18	(781)	171	(781)
Financing activities from continuing operations:					
Redemption of senior subordinated notes, including related premium	—	—	(572)	—	(572)
Repayment of floating rate term loan, including related premium	—	—	(354)	—	(354)
Borrowings under term loan facility	—	—	1,135	—	1,135
Proceeds from issuance of common stock, net	752	—	—	—	752
Proceeds from issuance of preferred stock, net	233	—	—	—	233
Proceeds from issuance of discounted common stock	12	—	—	—	12
Contribution from parent	—	779	572	(1,351)	—
Redemption of senior discount notes, including related premium	—	(207)	—	—	(207)
Redemption of Acetex bonds	—	—	(280)	—	(280)
Distribution to Series B Shareholders/parent	(804)	(590)	(590)	1,180	(804)
Short-term borrowing (repayments), net	—	—	18	—	18
Proceeds (payments) from other long-term debt, net	—	—	8	—	8
Fees associated with financings	—	(1)	(7)	—	(8)
Preferred dividends	(5)	—	—	—	(5)
Common dividends	(6)	—	—	—	(6)
Net cash provided by (used in) financing activities	182	(19)	(70)	(171)	(78)
Exchange rate effects on cash	—	—	(94)	—	(94)
Net increase in cash and cash equivalents	1	—	(438)	—	(437)
Cash and cash equivalents at beginning of period	—	—	838	—	838
Cash and cash equivalents at end of period	1	—	400	—	401
Net cash provided by (used in) discontinued operations:					
Operating activities	—	—	(75)	—	(75)
Investing activities	—	—	75	—	75
Net cash provided by (used in) discontinued operations	—	—	—	—	—

UNAUDITED CONSOLIDATED STATEMENT OF CASH FLOWS INFORMATION

	Successor				
	For the Six Months Ended September 30, 2004				
	Parent Guarantor	Issuer	Non-Guarantors	Eliminations	Consolidated
	(in \$ millions)				
Net cash provided by (used in) operating activities	(9)	—	118	—	109
Investing activities from continuing operations:					
Capital expenditures on property, plant and equipment	—	—	(106)	—	(106)
Acquisition of CAG, net of cash acquired	—	—	(1,531)	—	(1,531)
Fees associated with acquisitions	—	—	(69)	—	(69)

Proceeds on sale of assets	—	—	5	—	5
Proceeds from sale of marketable securities	—	—	85	—	85
Purchases of marketable securities	—	—	(107)	—	(107)
Other, net	—	—	(1)	—	(1)
Net cash provided by (used in) investing activities	—	—	(1,724)	—	(1,724)
Financing activities from continuing operations:					
Initial capitalization	—	—	641*	—	641
Issuance of mandatory redeemable preferred stock	—	—	200*	—	200
Repayment of mandatorily redeemable preferred stock	(221)	—	—	—	(221)
Borrowings under bridge loans	—	—	1,565	—	1,565
Repayments under bridge loans	—	—	(1,565)	—	(1,565)
Proceeds from issuance of senior subordinated notes	—	—	1,475	—	1,475
Proceeds from issuance of Senior discount notes	—	513	—	—	513
Proceeds from floating rate term loan	—	—	350	—	350
Borrowings under term loan facility	—	—	389	—	389
Distribution to stockholders	(500)	—	—	—	(500)
Short term borrowings (repayments), net	—	—	17	—	17
Proceeds (payments) from other long term debt, net	—	—	(235)	—	(235)
Distribution from subsidiary	521	(500)	(21)	—	—
Issuance of preferred stock by consolidated subsidiary	—	—	17	—	17
Fees associated with financings	(18)	(13)	(166)	—	(197)
Loan to Shareholder	227	—	(227)	—	—
Dividend payments	—	—	(1)	—	(1)
Net cash provided by (used in) financing activities	9	—	2,439	—	2,448
Exchange rate effects on cash	—	—	(14)	—	(14)
Net increase in cash and cash equivalents	—	—	819	—	819
Cash and cash equivalents at beginning of period	—	—	—	—	—
Cash and cash equivalents at end of period	—	—	819	—	819
Net cash provided by (used in) discontinued operations:					
Operating activities	—	—	1	—	1
Investing activities	—	—	(1)	—	(1)
Net cash provided by (used in) discontinued operations	—	—	—	—	—

* Amounts included in Non-Guarantors column represent proceeds received directly by the Non-Guarantors, on behalf of the Parent Guarantor. The legal issuer of the mandatorily redeemable preferred stock is the Parent Guarantor.

	Predecessor				
	For the Three Months Ended March 31, 2004				
	Parent	Issuer	Non-Guarantors	Eliminations	Consolidated
	(in \$ millions)				
Net cash provided by (used in) operating activities	—	—	(107)	—	(107)
Investing activities from continuing operations:					
Capital expenditures on property, plant and equipment	—	—	(44)	—	(44)
Net proceeds from disposal of discontinued operations	—	—	139	—	139
Proceeds from sale of marketable securities	—	—	42	—	42
Purchases of marketable securities	—	—	(42)	—	(42)
Other, net	—	—	1	—	1
Net cash provided by investing activities	—	—	96	—	96
Financing activities from continuing operations:					
Short-term borrowings (repayments), net	—	—	(16)	—	(16)
Proceeds (payments) of other long-term debt, net	—	—	(27)	—	(27)
Net cash provided by (used in) financing activities	—	—	(43)	—	(43)
Exchange rate effects on cash	—	—	(1)	—	(1)
Net decrease in cash and cash equivalents	—	—	(55)	—	(55)
Cash and cash equivalents at beginning of period	—	—	148	—	148
Cash and cash equivalents at end of period	—	—	93	—	93
Net cash provided by (used in) discontinued operations:					
Operating activities	—	—	(139)	—	(139)
Investing activities	—	—	139	—	139
Net cash provided by (used in) discontinued operations	—	—	—	—	—

19. Earnings (Loss) Per Share

	Successor					
	Three Months Ended September 30, 2005			Three Months Ended September 30, 2004		
	Continuing Operations	Discontinued Operations	Net earnings (loss)	Continuing Operations	Discontinued Operations	Net earnings (loss)
	(in \$ millions, except for share and per share data)					
Net earnings (loss)	45	—	45	(71)	—	(71)
Less: cumulative undeclared and declared preferred stock dividends	(3)	—	(3)	—	—	—
Earnings (loss) available to common stockholders	42	—	42	(71)	—	(71)
Basic earnings (loss) per common share	0.26	—	0.26	(0.71)	—	(0.71)
Diluted earnings (loss) per common share	0.26	—	0.26	(0.71)	—	(0.71)
Weighted-average shares — basic	158,546,594	—	158,546,594	99,377,884	99,377,884	99,377,884

Dilutive stock options	1,377,185	—	1,377,185	—	—	—
Assumed conversion of preferred stock	12,006,491	—	12,006,491	—	—	—
Weighted-average shares — diluted	<u>171,930,270</u>	<u>—</u>	<u>171,930,270</u>	<u>99,377,884</u>	<u>99,377,884</u>	<u>99,377,884</u>

	Successor					
	Nine Months Ended September 30, 2005			Six Months Ended September 30, 2004		
	Continuing Operations	Discontinued Operations	Net earnings (loss)	Continuing Operations	Discontinued Operations	Net earnings (loss)
	(in \$ millions, except for share and per share data)					
Net earnings (loss)	102	—	102	(195)	(1)	(196)
Less: cumulative undeclared and declared preferred stock dividends	(7)	—	(7)	—	—	—
Earnings (loss) available to common shareholders	<u>95</u>	<u>—</u>	<u>95</u>	<u>(195)</u>	<u>(1)</u>	<u>(196)</u>
Basic earnings (loss) per common share	<u>0.62</u>	<u>—</u>	<u>0.62</u>	<u>(1.96)</u>	<u>(0.01)</u>	<u>(1.97)</u>
Diluted earnings (loss) per common share	<u>0.62</u>	<u>—</u>	<u>0.62</u>	<u>(1.96)</u>	<u>(0.01)</u>	<u>(1.97)</u>
Weighted-average shares — basic	153,001,360	—	153,001,360	99,377,884	99,377,884	99,377,884
Dilutive stock options	535,442	—	535,442	—	—	—
Assumed conversion of preferred stock	—	—	—	—	—	—
Weighted-average shares — diluted	<u>153,536,802</u>	<u>—</u>	<u>153,536,802</u>	<u>99,377,884</u>	<u>99,377,884</u>	<u>99,377,884</u>

51

	Predecessor		
	Three Months Ended March 31, 2004		
	Continuing Operations	Discontinued Operations	Net earnings (loss)
	(in \$ millions, except for share and per share data)		
Net earnings (loss)	55	23	78
Less: cumulative undeclared and declared preferred stock dividends	—	—	—
Earnings (loss) available to common shareholders	<u>55</u>	<u>23</u>	<u>78</u>
Basic earnings (loss) per common share	<u>1.12</u>	<u>0.46</u>	<u>1.58</u>
Diluted earnings (loss) per common share	<u>1.11</u>	<u>0.46</u>	<u>1.57</u>
Weighted-average shares — basic	49,321,468	49,321,468	49,321,468
Dilutive stock options	390,953	390,953	390,953
Weighted-average shares — diluted	<u>49,712,421</u>	<u>49,712,421</u>	<u>49,712,421</u>

Basic earnings (loss) per common share is based on the net earnings available to common shareholders divided by the weighted average number of common shares outstanding during the period. Diluted earnings per common share is based on the net earnings available to common shareholders divided by the weighted average number of common shares outstanding during the period adjusted to give effect to common stock equivalents, if dilutive.

The following securities were not included in the computation of diluted net earnings per share as their effect would have been anti-dilutive:

	Three Months Ended September 30, 2005	Nine Months Ended September 30, 2005
Options to purchase common stock	—	911,000
Convertible preferred stock	—	10,863,016
	—	11,774,016

Prior to the completion of the initial public offering of Celanese Corporation Series A common stock in January 2005, the Company effected a 152.772947 for 1 stock split of outstanding shares of common stock (see Note 11). Accordingly, basic and diluted shares for the three months ended March 31, 2005 have been calculated based on the weighted average shares outstanding, adjusted for the stock split. Earnings per common share for the Predecessor periods has been calculated by dividing net earnings available to common shareholders by the historical weighted average shares outstanding of the Predecessor. As the capital structure of the Predecessor and Successor are different, the reported earnings (loss) per common share are not comparable.

20. Subsequent Events

On October 5, 2005, the Company announced that it has signed a letter of intent to divest its COC business to a venture between Daicel Chemical Industries Ltd. and the Company's Polyplastics Co. Ltd. venture.

On October 5, 2005, the Company declared a cash dividend on its 4.25% convertible perpetual preferred stock amounting to \$3 million and a cash dividend of \$0.04 per share on its Series A common stock amounting to \$6 million. Both cash dividends are for the period August 1, 2005 to October 31, 2005 and were paid on November 1, 2005 to holders of record as of October 15, 2005.

On October 7, 2005, the Company announced the sale of its Acetate manufacturing facility in Rock Hill, South Carolina to Greens of Rock Hill LLC. Production at the facility was phased out earlier in 2005 as part of its previously announced plans to consolidate its acetate flake manufacturing operations. The Company is assessing the accounting impact of the transaction.

Item 2. Management's Discussion and Analysis of Financial Condition and Results of Operations

You should read the following discussion and analysis of the financial condition and the results of operations of Celanese Corporation and its subsidiaries (collectively, the "Company" or the "Successor") together with the Unaudited Interim Consolidated Financial Statements and the notes to those financial statements, which were prepared in accordance with U.S. GAAP and with the Celanese Corporation and its subsidiaries consolidated financial statements for the nine months ended December 31, 2004, as filed with the Securities Exchange Commission on Form 10-K.

The following discussion and analysis of financial condition and results of operations cover periods prior and subsequent to the acquisition of Celanese AG and its subsidiaries (collectively "CAG" or the "Predecessor"). Accordingly, the discussion and analysis of historical periods prior to the acquisition do not reflect the significant impact that the acquisition of CAG has had and will have on the Successor, including increased leverage and liquidity requirements as well as purchase accounting adjustments. In addition, investors

are cautioned that the forward-looking statements contained in this section involve both risk and uncertainty. Several important factors could cause actual results to differ materially from those anticipated by these statements. Many of these statements are macroeconomic in nature and are, therefore, beyond the control of management. See "Forward-Looking Information" located at the end of this section.

Reconciliation of Non-U.S. GAAP Measures: Management believes that using non-U.S. GAAP financial measures to supplement U.S. GAAP results is useful to investors because such use provides a more complete understanding of the factors and trends affecting the business other than disclosing U.S. GAAP results alone. In this regard, we disclose net debt, which is a non-U.S. GAAP financial measure. Net debt is defined as total debt less cash and cash equivalents. Management uses net debt to evaluate the Company's capital structure. Net debt is not a substitute for any U.S. GAAP financial measure. In addition, the calculation of net debt contained in this report may not be consistent with that of other companies. The most directly comparable financial measure presented in accordance with U.S. GAAP in our financial statements for net debt is total debt. For a reconciliation of net debt and total debt, see "Financial Highlights" below.

Basis of Presentation

Impact of the Acquisition of Celanese AG

On April 6, 2004, Celanese Europe Holding GmbH & Co. KG (the "Purchaser"), an indirect wholly owned subsidiary of the Successor, acquired approximately 84% of the Celanese AG ordinary shares, excluding treasury shares ("CAG Shares") pursuant to a voluntary tender offer commenced in February 2004. The CAG Shares were acquired at a price of €32.50 per share or an aggregate purchase price of \$1,693 million, including direct acquisition costs of approximately \$69 million. During the nine months ended September 30, 2005 and December 31, 2004, the Purchaser acquired additional CAG Shares for a purchase price of \$397 million and \$33 million, respectively. As of September 30, 2005 and December 31, 2004, the Purchaser's ownership percentage was approximately 96% and 84%, respectively. The additional CAG Shares were acquired pursuant to either i) the mandatory offer commenced in September 2004 that will expire on December 1, 2005, unless further extended or ii) the recent purchase of CAG shares as described below.

Recent Purchases of CAG Shares

In August 2005, the Company acquired approximately 5.9 million, or approximately 12%, of the outstanding CAG Shares from two shareholders of CAG for the aggregate consideration of approximately €302 million (\$369 million). In addition, the Company also paid to such shareholders an additional purchase price of approximately €12 million (\$15 million) in consideration for the settlement of certain claims and for such shareholders agreeing to, among other things, (1) accept the shareholders' resolutions passed at the extraordinary general meeting of CAG held on July 30 and 31, 2004 and the annual general meeting of CAG held on May 19 and 20, 2005, (2) acknowledge the legal effectiveness of the domination and profit and loss transfer agreement, (3) irrevocably withdraw and

abandon all actions, applications and appeals each brought or joined in legal proceedings related to, among other things, challenging the effectiveness of the Domination Agreement and amount of fair cash compensation offered by Purchaser in the mandatory offer required by Section 305(1) of the German Stock Corporation Act, (4) refrain from acquiring any CAG Shares or any other investment in CAG, and (5) refrain from taking any future legal action with respect to shareholder resolutions or corporate actions of CAG. The Company paid the aggregate consideration of €314 million (\$384 million) for the additional CAG Shares that were acquired from such shareholders and for the agreements described above using available cash. The Company also announced that it would increase its offer to purchase any remaining outstanding CAG Shares to €51 per share (plus interest on €41.92 per share) for all minority shareholders that would accept the increased offer on or prior to September 29, 2005 and waive their rights to participate in an increase of the offer consideration as a result of the pending award proceedings. In addition, all shareholders who tendered their shares pursuant to the mandatory offer of €41.92 per share commenced in September 2004 and continuing as of the date of this filing, were entitled to claim the difference between the increased offer of €51 per share and the mandatory offer of €41.92 per share. Any shareholder who accepted the increased offer of €51 per share, or claimed the difference between the mandatory offer and the increased offer, was obligated to agree to waive its rights to participate in any possible future increase of the offer consideration as a result of the pending award proceedings. For minority shareholders who did not accept the increased offer on or prior to the September 29, 2005 expiration date, the terms of the original

€41.92 per share mandatory offer will continue to apply. The mandatory offer will expire on December 1, 2005, unless further extended.

As of November 2, 2005, the Company increased its ownership interest in CAG to approximately 98% as a result of additional shares tendered under the mandatory offer.

We accounted for the initial acquisition of CAG using the purchase method of accounting and, accordingly, this resulted in a new basis of accounting. The purchase price was allocated based on the fair value of the underlying assets acquired and liabilities assumed. The assets acquired and liabilities assumed are reflected at fair value for the approximately 84% portion acquired and at CAG historical basis for the remaining approximate 16%. The excess of the total purchase price over the fair value of the net assets acquired at closing was allocated to goodwill, and this indefinite lived asset is subject to an annual impairment review. During the three months ended March 31, 2005, the Company finalized its purchase accounting adjustments for the original acquisition of CAG. (See Notes 2 and 8 to the Unaudited Interim Consolidated Financial Statements).

In the nine months ended September 30, 2005, the Company increased goodwill by \$15 million as a result of purchase accounting adjustments related to the original acquisition of CAG Shares and to the acquisition of additional CAG shares. Included in this adjustment is a \$23 million increase to goodwill, and a corresponding increase to the Company's minority interest liability primarily associated with the organizational restructuring that occurred in October 2004 (see Note 2 to the Unaudited Interim Consolidated Financial Statements). The Company is in the process of determining the fair value of all assets acquired and liabilities assumed for the additional CAG shares acquired. The Company expects to finalize the purchase accounting for this transaction by June 30, 2006. (See Notes 2 and 8 to the Unaudited Interim Consolidated Financial Statements).

Impact of the Acquisitions of Vinamul and Acetex

In February 2005, the Company acquired Vinamul, the North American and European emulsion polymer business of Imperial Chemical Industries PLC ("ICI") for \$208 million. The Vinamul product line includes vinyl acetate-ethylene copolymers, vinyl acetate homopolymers and copolymers, and acrylic and vinyl acrylic emulsions. Vinamul operates manufacturing facilities in the United States, Canada, the United Kingdom, and The Netherlands. As part of the agreement, ICI will continue to supply Vinamul with starch, dextrin and other specialty ingredients following the acquisition. The Company will supply ICI with vinyl acetate monomer and polyvinyl alcohols. The supply agreements are for 15 years, and the pricing is based on market and other negotiated terms. The Company

primarily financed this acquisition through borrowings of \$200 million under the amended and restated senior credit facilities (See Notes 6, 8 and 9 to the Unaudited Interim Consolidated Financial Statements).

In September 2005, in connection with the Vinamul transaction, the Company sold its emulsion powders business to ICI for approximately \$25 million. The transaction includes a supply agreement whereby the Company will supply product to ICI for a period of up to fifteen years. Net sales and pre-tax earnings for the emulsions powders business for the nine months ended September 30, 2005 were approximately \$30 million and \$1 million, respectively.

In July 2005, the Company acquired Acetex Corporation ("Acetex") for \$270 million and assumed Acetex's \$247 million of net debt, which is net of cash acquired of \$54 million. Acetex's operations include an acetyls business with plants in Europe and a North-American specialty polymers and film business. The Company acquired Acetex using primarily existing cash. The Company caused Acetex to exercise its option to redeem its 10 7/8% senior notes due 2009 totaling \$265 million. The redemption was funded primarily with cash on hand and occurred on August 19, 2005. The redemption price was \$280 million, which represents 105.438% of the outstanding principal amount, plus accrued and unpaid interest to August 19, 2005. On August 25, 2005, the Company repaid the remaining \$36 million of assumed debt with available cash.

In connection with the acquisitions of Vinamul and Acetex, the Company has preliminarily allocated the purchase price to assets acquired and liabilities assumed primarily based on the historical cost of the business acquired. Included in the liabilities assumed are certain obligations related to the acquired pension and postretirement benefit plans. The excess of the purchase price over the amounts allocated to assets and liabilities for Vinamul and Acetex is included in goodwill, and as of September 30, 2005 is preliminarily estimated to be approximately \$27 million and \$244 million, respectively. The Company expects to finalize the purchase accounting for Vinamul and Acetex by December 31, 2005 and June 30, 2006, respectively.

As of the acquisition dates of Vinamul and Acetex, the Company began formulating plans to exit or restructure certain activities. The Company has not completed these analyses, and as of September 30, 2005, has not recorded any liabilities associated with these activities. As the Company finalizes any plans to exit or restructure activities, it may record additional liabilities for, among other things, severance and severance related costs, and such amounts could be material.

Successor

Successor — Represents the Company's unaudited consolidated financial position as of September 30, 2005 and December 31, 2004 and its unaudited consolidated results of operations for the three months ended September 30, 2005, June 30, 2005, March 31, 2005, September 30, 2004, and June 30, 2004 and for the nine months ended September 30, 2005 and cash flows for the nine months ended September 30, 2005 and for the six months ended September 30, 2004. These consolidated financial statements reflect the application of purchase accounting, described above, relating to the original acquisition of CAG and preliminary purchase price accounting adjustments relating to the acquisitions of Vinamul, Acetex and additional CAG shares acquired during the nine months ended September 30, 2005.

Predecessor

Predecessor — Represents CAG's consolidated results of operations and cash flows for the three months ended March 31, 2004. These consolidated financial statements relate to periods prior to the original acquisition of CAG and present CAG's historical basis of accounting without the application of purchase accounting.

The results of the Successor are not comparable to the results of the Predecessor due to the difference in the basis of presentation of purchase accounting as compared to historical cost.

Initial Public Offering and Concurrent Financings

In January 2005, the Company completed an initial public offering of 50,000,000 shares of Series A common stock and received net proceeds of \$752 million after deducting underwriters' discounts

and offering expenses of \$48 million. Concurrently, the Company received net proceeds of \$233 million from the offering of 9,600,000 shares of convertible perpetual preferred stock after deducting underwriters' discounts and offering expenses of \$7 million. A portion of the proceeds of the share offerings were used to redeem \$188 million of senior discount notes and \$521 million of senior subordinated notes, excluding early redemption premiums of \$19 million and \$51 million, respectively.

Subsequent to the closing of the initial public offering, the Company borrowed an additional \$1,135 million under the amended and restated senior credit facilities, a portion of which was used to repay a \$350 million floating rate term loan, which excludes a \$4 million early redemption premium, and \$200 million of which was used as the primary financing for the February 2005 acquisition of the Vinamul emulsions business. Additionally, the amended and restated senior credit facilities include a \$242 million delayed draw term loan. The delayed draw term loan expired unutilized in July 2005.

On April 7, 2005, the Company used the remaining proceeds of the initial public offering and concurrent financings to pay a special cash dividend to holders of the Company's Series B common stock of \$804 million, which was declared on March 8, 2005. In addition, on March 9, 2005, the Company issued a 7,500,000 Series A common stock dividend to the holders of its Series B common stock which was declared on March 8, 2005. Upon payment of the \$804 million dividend, all of the outstanding shares of Series B common stock converted automatically into shares of Series A common stock.

Recent Highlights:

- Increased our ownership of CAG to approximately 98% as of November 2, 2005 following an agreement with major shareholders and ongoing tender offers. In November 2005, the Company's Board of Directors approved commencement of the process for effecting a squeeze-out of remaining shareholders.
- Appointment of John J. Gallagher III as executive vice president and chief financial officer.

- Completed the sale of Rock Hill cellulose acetate manufacturing site in October 2005 as part of the restructuring of the Acetate business.
- Completed the acquisition of Acetex Corporation and redemption of Acetex's outstanding 10 7/8% senior notes primarily with available cash.
- Completed the transition to purchase the Company's full requirement of Gulf Coast methanol from Southern Chemical Corporation, a Trinidad-based supplier, in an arrangement that is expected to yield significant savings.
- Discontinued production of certain acetate flake and relocated the Acetate Products headquarters to Dallas.
- Announced the closure and relocation of our Bedminster, N.J. corporate office to Dallas by mid-2006.
- Announced intention to build a state-of-the-art vinyl acetate ethylene and conventional emulsion polymer facility in China. Startup is targeted for the first half of 2007.
- Announced plans to construct a world-scale plant for the manufacture of GUR[®] ultra high molecular weight polyethylene in Asia. Production is expected to begin in the second half of 2007.
- Continued to focus the product portfolio by exiting non-strategic businesses, such as the high performance polymer polybenzamidazole ('PBI'), vectran polymer and emulsion powders.
- Signed a letter of intent to divest the non-core cyclo-olefin copolymer business ('COC') to a venture between Daicel Chemical Industries Ltd. and our Polyplastics equity investment.
- Adopted a policy and began to pay common shareholders in August 2005 dividends of \$0.16 per share annually, or 1%, based on the initial public offering price of \$16 per share.

Overview

Three Months Ended September 30, 2005 Compared with Three Months Ended September 30, 2004

In the three months ended September 30, 2005, net sales rose 21% to \$1,536 million compared to \$1,265 million in the same period last year primarily due to higher pricing, mainly in the Chemical

Products segment, and the net sales from the recently acquired Vinamul and Acetex businesses. Operating profit more than tripled to \$92 million compared to \$25 million in the same period last year principally driven by higher pricing, productivity improvements and a decrease in special charges of \$35 million. These effects more than offset higher raw material and energy costs, mainly for ethylene and natural gas. Operating profit for the three months ended September 30, 2005 included a \$15 million charge to cost of sales for a non-cash inventory-related purchase accounting adjustment. For the three months ended September 30, 2005, Acetex (including AT Plastics) and Vinamul, had operating losses of \$1 million and \$3 million, respectively, primarily related to inventory purchase accounting adjustments and integration costs in connection with the acquisitions. The Company recorded net earnings of \$45 million compared to a net loss of \$71 million. This increase is primarily due to higher operating profit and lower interest expense, compared to the prior period in 2004, which included deferred financing costs of \$18 million and prepayment premium of \$21 million associated with the refinancing of the

mandatorily redeemable preferred stock. This increase was partially offset by a \$13 million increase in 2005 in interest expense due to higher debt levels and higher interest rates.

In September 2005, the Company announced a controlled shutdown of its plants in Clear Lake, Pasadena, Bay City and Bishop, Texas in preparation for Hurricane Rita. The Company subsequently announced that these plants sustained minimal damage from this hurricane. Production has resumed at these plants. The Company believes the hurricane will have an aggregate negative impact on earnings of approximately \$15 million in the third and fourth quarters of 2005.

Three Months Ended June 30, 2005 Compared with Three Months Ended June 30, 2004

In the three months ended June 30, 2005, net sales rose 23% to \$1,517 million compared to \$1,229 million in the same period last year primarily on higher pricing, mainly in Chemical Products, and the sales of the recently acquired Vinamul emulsions business, which closed in the first quarter of 2005. Operating profit rose significantly to \$152 million versus \$25 million last year on margin expansion principally driven by higher pricing and productivity improvements. These effects more than offset higher raw material and energy costs, mainly for ethylene and natural gas, and higher special charges. Operating profit in 2004 included a \$49 million charge for a non-cash inventory-related purchase accounting adjustment. The Company recorded net earnings of \$67 million compared to a net loss of \$125 million, which included \$71 million of deferred financing costs for the prepayment of the senior subordinated bridge loan facilities. The second quarter of 2005 benefited from higher operating profit and a \$40 million favorable change in our net foreign currency gain (loss) resulting from exchange rate movements and a change from a net asset to a net liability foreign currency position.

Three Months Ended March 31, 2005 Compared with Three Months Ended March 31, 2004

In the three months ended March 31, 2005, net sales rose 21% to \$1,509 million compared to \$1,243 million, in the same period last year, primarily on significant higher pricing. Higher volumes, favorable currency movements and composition changes, of which \$66 million was related to the Vinamul emulsions acquisition, increased net sales. The Company recorded a net loss of \$10 million compared to earnings of \$78 million for CAG largely due to higher interest expense, which included \$102 million in refinancing related costs (comprising early redemption premiums and accelerated amortization of deferred financing costs of \$74 million and \$28 million, respectively), and higher special charges, mainly due to \$35 million in expenses for the termination of sponsor monitoring services. The three months ended March 31, 2005 benefited from higher pricing mainly in Chemical Products, driven by strong demand and higher industry capacity utilization. The Company also benefited from cost savings resulting from restructuring and productivity improvement programs as well as lower depreciation and amortization. These benefits were partially offset by higher raw materials and energy costs.

Financial Highlights

	<u>Successor</u> <u>Three</u> <u>Months</u> <u>Ended</u> <u>September 30,</u> <u>2005</u>	<u>Successor</u> <u>Three</u> <u>Months</u> <u>Ended</u> <u>September 30,</u> <u>2004</u>	<u>Successor</u> <u>Nine</u> <u>Months</u> <u>Ended</u> <u>September 30,</u> <u>2005</u>	<u>Successor</u> <u>Six</u> <u>Months</u> <u>Ended</u> <u>September 30,</u> <u>2004</u>	<u>Predecessor</u> <u>Three</u> <u>Months</u> <u>Ended</u> <u>March 31,</u> <u>2004</u>
	(in \$ millions)				

Statement of Operations Data:

Net sales	1,536	1,265	4,562	2,494	1,243
Special charges	(24)	(59)	(89)	(58)	(28)
Operating profit	92	25	410	50	52
Earnings (loss) from continuing operations before tax and minority interests	74	(31)	220	(135)	72
Earnings (loss) from continuing operations	45	(71)	102	(195)	55
Earnings (loss) from discontinued operations	—	—	—	(1)	23

Net earnings (loss) 45 (71) 102 (196) 78

	Successor	
	As of September 30, 2005	As of December 31, 2004
(in \$ millions)		
Balance Sheet Data:		
Short-term borrowings and current installments of long-term debt — third party and affiliates	181	144
Plus: Long-term debt	3,315	3,243
Total debt	3,496	3,387
Less: Cash and cash equivalents	401	838
Net debt	3,095	2,549

	Successor Three Months Ended September 30, 2005	Successor Three Months Ended September 30, 2004	Successor Nine Months Ended September 30, 2005	Successor Six Months Ended September 30, 2004	Predecessor Three Months Ended March 31, 2004
(in \$ millions)					

Other Data:					
	Successor Three Months Ended September 30, 2005	Successor Three Months Ended September 30, 2004	Successor Nine Months Ended September 30, 2005	Successor Six Months Ended September 30, 2004	Predecessor Three Months Ended March 31, 2004
Depreciation and amortization	70	79	200	150	72
Operating margin ⁽¹⁾	6.0%	2.0%	9.0%	2.0%	4.2%
Earnings (loss) from continuing operations before tax and minority interests as a percentage of net sales	4.8%	(2.5)%	4.8%	(5.4)%	5.8%

(1) Defined as operating profit divided by net sales.

Celanese Corporation and Subsidiaries
Unaudited Consolidated Statements of Operations

Successor				
Three Months Ended			Nine Months Ended	
September 30,	June 30,	March 31,	September 30,	

	2005	2005	2005	2005
	<i>(in \$ millions)</i>			
Net sales	1,536	1,517	1,509	4,562
Cost of sales	(1,253)	(1,175)	(1,125)	(3,553)
Selling, general and administrative expenses	(144)	(136)	(161)	(441)
Research and development expenses	(22)	(23)	(23)	(68)
Special charges:				
Insurance recoveries associated with plumbing cases	—	4	—	4
Restructuring, impairment and other special charges	(24)	(31)	(38)	(93)
Foreign exchange gain (loss), net	(2)	(1)	3	—
Gain (loss) on disposition of assets, net	1	(3)	1	(1)
Operating profit	92	152	166	410
Equity in net earnings of affiliates	21	12	15	48
Interest expense	(72)	(68)	(176)	(316)
Interest income	7	9	15	31
Other income (expense), net	26	18	3	47
Earnings (loss) from continuing operations before tax and minority interests	74	123	23	220
Income tax provision	(26)	(43)	(8)	(77)
Earnings (loss) from continuing operations before minority interests	48	80	15	143
Minority interests	(3)	(13)	(25)	(41)
Earnings (loss) from continuing operations	45	67	(10)	102
Earnings (loss) from discontinued operations	—	—	—	—
Net earnings (loss)	45	67	(10)	102

Celanese Corporation and Subsidiaries
Unaudited Consolidated Statements of Operations

	Successor		Predecessor
	Three Months Ended		Three Months Ended
	September 30, 2004	June 30, 2004	March 31, 2004
	<i>(in \$ millions)</i>		
Net sales	1,265	1,229	1,243
Cost of sales	(1,005)	(1,058)	(1,002)
Selling, general and administrative expenses	(153)	(125)	(137)
Research and development expenses	(23)	(22)	(23)
Special charges:			
Insurance recoveries associated with plumbing cases	(1)	2	—
Restructuring, impairment and other special charges	(58)	(1)	(28)
Foreign exchange gain (loss), net	(2)	—	—
Gain (loss) on disposition of assets, net	2	—	(1)

Operating profit	25	25	52
Equity in net earnings of affiliates	17	18	12
Interest expense	(98)	(130)	(6)
Interest income	8	7	5
Other income (expense), net	17	(24)	9
Earnings (loss) from continuing operations before tax and minority interests	(31)	(104)	72
Income tax provision	(48)	(10)	(17)
Earnings (loss) from continuing operations before minority interests	(79)	(114)	55
Minority interests	8	(10)	—
Earnings (loss) from continuing operations	(71)	(124)	55
Earnings (loss) from discontinued operations:			
Loss from operation of discontinued operations	—	(1)	(5)
Gain on disposal of discontinued operations	—	—	14
Income tax benefit	—	—	14
Earnings (loss) from discontinued operations	—	(1)	23
Net earnings (loss)	(71)	(125)	78

61

Selected Data by Business Segment — Three Months Ended September 30, 2005 Compared with Three Months Ended September 30, 2004

	Successor Three Months Ended September 30, 2005	Successor Three Months Ended September 30, 2004	Change in \$
(in \$ millions)			
Net Sales			
Chemical Products	1,100	840	260
Technical Polymers Ticona	212	213	(1)
Acetate Products	163	176	(13)
Performance Products	46	47	(1)
Segment Total	1,521	1,276	245
Other Activities	55	20	35
Intersegment Eliminations	(40)	(31)	(9)
Total Net Sales	<u>1,536</u>	<u>1,265</u>	<u>271</u>
Special Charges			
Chemical Products	12	3	9
Technical Polymers Ticona	1	6	(5)
Acetate Products	9	50	(41)
Performance Products	—	—	—
Segment Total	22	59	(37)

Other Activities	2	—	2
Total Special Charges	24	59	(35)
Operating Profit (Loss)			
Chemical Products	98	83	15
Technical Polymers Ticona	18	15	3
Acetate Products	4	(39)	43
Performance Products	13	12	1
Segment Total	133	71	62
Other Activities	(41)	(46)	5
Total Operating Profit	92	25	67
Earnings (Loss) from Continuing Operations Before Tax and Minority Interests			
Chemical Products	134	100	34
Technical Polymers Ticona	34	29	5
Acetate Products	4	(39)	43
Performance Products	10	11	(1)
Segment Total	182	101	81
Other Activities	(108)	(132)	24
Total Earnings (Loss) from Continuing Operations Before Tax and Minority Interests	74	(31)	105

62

Selected Data by Business Segment — Three Months Ended September 30, 2005 Compared with Three Months Ended September 30, 2004

	<u>Successor</u> Three Months Ended September 30, 2005	<u>Successor</u> Three Months Ended September 30, 2004	<u>Change in</u> \$
(in \$ millions)			
Depreciation & Amortization			
Chemical Products	45	39	6
Technical Polymers Ticona	13	19	(6)
Acetate Products	3	16	(13)
Performance Products	4	3	1
Segment Total	65	77	(12)
Other Activities	5	2	3
Total Depreciation & Amortization	70	79	(9)

Factors Affecting Third Quarter 2005 Segment Net Sales Compared to Third Quarter 2004

<i>in percent</i>	Volume	Price	Currency	Other*	Total
Chemical Products	2 %	12 %	1 %	16 %	31%
Technical Polymers Ticona	(5)	5	—	—	—
Acetate Products	(12)	5	—	—	(7)
Performance Products	2	(4)	—	—	(2)
Segment Total	<u>(1)%</u>	<u>9 %</u>	<u>— %</u>	<u>11 %</u>	<u>19 %</u>

* Primarily represents net sales of the recently acquired Vinamul and Acetex businesses, excluding AT Plastics which is included in other activities.

Summary by Business Segment—Three Months Ended September 30, 2005 Compared with Three Months Ended September 30, 2004

Chemical Products

<i>in \$ millions (except for percentages)</i>	Successor Three Months Ended September 30, 2005	Successor Three Months Ended September 30, 2004	Change in \$
Net sales	1,100	840	260
Net sales variance:			
<i>Volume</i>	2%		
<i>Price</i>	12%		
<i>Currency</i>	1%		
<i>Other</i>	16%		
Operating profit	98	83	15
Operating margin	8.9%	9.9%	
Special charges	12	3	9
Earnings (loss) from continuing operations before tax and minority interests	134	100	34
Depreciation and amortization	45	39	6

Three Months Ended September 30, 2005 Compared with Three Months Ended September 30, 2004

Chemical Products' net sales increased 31% to \$1,100 million compared to the same period last year primarily due to the recent acquisitions of Vinamul and Acetex, as well as higher pricing. Pricing increased in all products, primarily in acetic acid, vinyl acetate and acetyl derivatives. The price increase was driven by continued strong demand, high industry utilization in base products and higher raw material costs, particularly for ethylene and natural gas.

For the three months ended September 30, 2005, the Chemical Products' segment recorded special charges of \$12 million compared to \$3 million in the same period last year. The increase in special charges primarily relates to charges for a change in the environmental remediation strategy related to the closure of the Edmonton methanol plant, as well as severance related to same closure.

Earnings from continuing operations before tax and minority interests increased 34% to \$134 million compared to the same period last year benefiting from increased operating profit and dividends from the Ibn Sina cost investment. Dividends more than doubled to \$33 million for the three months ended September 30, 2005 from \$15 million in the same period last year, primarily due to higher methanol pricing. Higher selling prices for base products more than offset higher raw material costs, such as ethylene and natural gas. However, downstream products, such as emulsions and polyvinyl alcohol experienced margin compression, as raw material costs rose faster than pricing. The increase in earnings was partially offset by higher energy costs, increased special charges, a \$7 million charge to cost of sales for non-cash inventory-related purchase accounting adjustments and integration costs in connection with the Vinamul and Acetex acquisitions. For the three months ended September 30, 2005, Vinamul and Acetex (excluding AT Plastics) had losses of \$4 million and \$2 million, respectively.

64

Technical Polymers Ticona

in \$ millions (except for percentages)	Successor	Successor	Change in \$
	Three Months Ended September 30, 2005	Three Months Ended September 30, 2004	
Net sales	212	213	(1)
Net sales variance:			
<i>Volume</i>	(5)%		
<i>Price</i>	5%		
Operating profit	18	15	3
Operating margin	8.5%	7.0%	
Special charges	1	6	(5)
Earnings (loss) from continuing operations before tax and minority interests	34	29	5
Depreciation and amortization	13	19	(6)

Three Months Ended September 30, 2005 Compared with Three Months Ended September 30, 2004

Ticona's net sales declined by \$1 million to \$212 million from the same period last year. The Company was successful in its pricing initiatives, which nearly offset lower volumes, mainly for polyacetal ("POM") due to the weak European automotive market and reduced sales to lower end applications.

Earnings from continuing operations before tax and minority interests increased 17% to \$34 million from the same period last year primarily due to progress in cost savings from an organization redesign and restructuring initiatives, higher pricing and lower depreciation and amortization expense due to changes in the useful life of certain property, plant and equipment. These factors were partially offset by lower volumes, higher raw material costs and lower inventory compared to the same period last year when there was a build for a planned maintenance turnaround.

65

Acetate Products

	Successor	Successor	Change
	Three Months Ended	Three Months Ended	

In \$ millions (except for percentages)	September 30, 2005	September 30, 2004	in \$
Net sales	163	176	(13)
Net sales variance:			
<i>Volume</i>	(12)%		
<i>Price</i>	5%		
Operating profit	4	(39)	43
Operating margin	2.5%	(22.2)%	
Special charges	9	50	(41)
Earnings (loss) from continuing operations before tax and minority interests	4	(39)	43
Depreciation and amortization	3	16	(13)

Three Months Ended September 30, 2005 Compared with Three Months Ended September 30, 2004

Net sales for Acetate Products decreased 7% to \$163 million from the same period last year as higher pricing for tow and flake and increased flake volumes did not offset lower volumes for filament and tow. The lower volumes are attributed to the Company's anticipated exit from the filament business and the shutdown of a Canadian tow plant. The increase in pricing is primarily to cover increases in raw material costs.

For the three months ended September 30, 2005, the Acetate Products' segment recorded special charges of \$9 million compared to \$50 million in the same period last year. Special charges in the three months ended September 30, 2005 primarily related to charges for a change in the environmental remediation strategy related to the closure of the Edmonton methanol plant, while the special charges reflected in the same period last year primarily represented asset impairments associated with a major restructuring of the business.

Earnings from continuing operations before tax and minority interests increased to \$4 million compared a loss of \$39 million in the same period last year, largely due to a decrease in special charges related to restructuring. The three months ended September 30, 2005 also included a decrease in depreciation and amortization expenses, primarily resulting from \$8 million of charges for asset retirement obligations recorded in 2004 associated with a major restructuring of the business. Higher pricing and savings from restructuring and productivity improvements were more than offset by increased raw material and energy costs, along with temporarily higher manufacturing costs resulting from a realignment of inventory levels as part of the restructuring strategy.

Performance Products

(in \$ millions (except for percentages))	Successor Three Months Ended September 30, 2005	Successor Three Months Ended September 30, 2004	Change in \$
Net sales	46	47	(1)
Net sales variance:			
<i>Volume</i>	2%		
<i>Price</i>	(4)%		
Operating profit	13	12	1
Operating margin	28.3%	25.5%	
Special charges	—	—	—
Earnings (loss) from continuing operations before tax and minority interests	10	11	(1)
Depreciation and amortization	4	3	1

Three Months Ended September 30, 2005 Compared with Three Months Ended September 30, 2004

Net sales for Performance Products decreased by \$1 million to \$46 million compared to the same period last year as higher volumes, primarily for Sunett[®] sweetener, were more than offset by lower pricing for the sweetener. The decline in pricing for Sunett sweetener continued to be consistent with the Company's positioning strategy for the product.

Earnings from continuing operations before tax and minority interests decreased by \$1 million to \$10 million compared to the same period last year as cost savings initiatives were offset by lower selling prices and impairment of cost investments.

Other Activities

Other Activities primarily consists of corporate center costs, including financing and administrative activities, and certain other operating entities, including the captive insurance companies and the AT Plastics business, which was acquired in connection with the acquisition of Acetex in July 2005.

Three Months Ended September 30, 2005 Compared with Three Months Ended September 30, 2004

Net sales for Other Activities increased to \$55 million from \$20 million in the same period last year primarily due to the addition of \$49 million in net sales from the AT Plastics business, which was partially offset by lower third party sales from the captive insurance companies of \$9 million and \$5 million related to the divestitures of the performance polymer polybenzamidazole and vectran polymer fiber businesses in the second quarter of 2005. Loss from continuing operations before tax and minority interests improved to a loss of \$108 million from a loss of \$132 million in the same period last year. This decrease is primarily due to a decrease in interest expense of \$26 million which included the effect of the absence of the 2004 expensing of deferred financing costs of \$18 million and a prepayment premium of \$21 million associated with the refinancing of the mandatorily redeemable preferred stock. This decrease was partially offset by increased interest expense of \$13 million due to higher debt levels and interest rates in addition to a \$5 million charge to cost of sales for non-cash inventory-related purchase accounting adjustments recorded in the AT Plastics business.

Summary of Consolidated Results—Three Months Ended September 30, 2005 Compared with Three Months Ended September 30, 2004

Net Sales

Net sales rose 21% to \$1,536 million in the third quarter of 2005 from \$1,265 million in the same period last year primarily due to a 9% increase related to higher pricing, mainly in the Chemical Products segment, and an 11% increase in net sales from the recently acquired Vinamul and Acetex businesses. These increases were partially offset by (1)% lower volumes primarily from the Acetate Products segment resulting from the planned exit from the filament business and the shutdown of a Canadian tow plant.

Gross Profit Margin

Gross profit margin increased to \$283 million or 18% of net sales in the three months ended September 30, 2005 from \$260 million or 21% of net sales in the comparable period last year. The \$23 million or 9% increase reflects significantly higher pricing primarily in Chemical Products and productivity improvements. For the three months ended September 30, 2005, Vinamul and Acetex had a gross profit of \$14 million and \$6 million, respectively, which included inventory purchase accounting adjustments and integration costs in connection with the acquisitions. Downstream products, such as emulsions and polyvinyl alcohol, however, experienced margin compression, as raw material costs rose faster than pricing. The increase is partially offset by a \$15 million charge to cost of sales in the three months ended September 30, 2005 for non-cash inventory-related purchase accounting adjustments.

Selling, General and Administrative Expenses

Selling, general and administrative expenses of \$144 million in the three months ended September 30, 2005 decreased \$9 million from the same period last year. This decrease was due to ongoing cost savings initiatives, organizational redesign of the Ticona segment and other restructuring initiatives in addition to decreases in legal,

audit and general expenses associated with the acquisition of CAG. These decreases are partially offset by the addition of costs associated with Vinamul and Acetex.

Special Charges

The components of special charges for the three months ended September 30, 2005 and 2004 were as follows:

	<u>Successor</u> <u>Three Months Ended</u> <u>September 30, 2005</u>	<u>Successor</u> <u>Three Months Ended</u> <u>September 30, 2004</u>
	(in \$ millions)	
Employee termination benefits	(9)	(6)
Plant/office closures	(1)	(52)
Restructuring adjustments	—	1
Total Restructuring	(10)	(57)
Environmental related plant closures	(12)	—
Asset impairments	(1)	—
Insurance recoveries associated with plumbing cases	—	(1)
Other	(1)	(1)
Total Special Charges	<u>(24)</u>	<u>(59)</u>

Special charges decreased to \$24 million compared to \$59 million for the same period last year. The decrease is primarily due to impairment charges associated with the Acetate Products segment restructuring recorded in the third quarter of 2004. The third quarter of 2005 includes charges for a change in the environmental remediation strategy related to the closure of the Edmonton methanol plant, severance associated with the same closure and severance related to the relocation of corporate offices of \$12 million, \$6 million and \$3 million, respectively.

Operating Profit

Operating profit more than tripled to \$92 million compared to \$25 million in the same period last year principally driven by higher pricing, productivity improvements and \$35 million in lower special charges. These effects more than offset higher raw material and energy costs, mainly for ethylene and natural gas. For the three months ended September 30, 2005, Acetex (including AT Plastics) and Vinamul, had operating losses of \$1 million and \$3 million, respectively, primarily related to inventory purchase accounting adjustments and integration costs in connection with the acquisitions. Operating profit in 2004 included \$59 million in special charges largely for non-cash asset impairments associated with the restructuring of the Acetate Products segment. Operating profit in 2005 included \$24 million in special charges and \$15 million in inventory purchase accounting adjustments.

Equity in Net Earnings of Affiliates

Equity in net earnings of affiliates increased by \$4 million to \$21 million for the three months ended September 30, 2005, compared to the same period last year primarily due to increased performance in the Company's Asian investments. Cash distributions received from equity affiliates of \$14 million for the three months ended September 30, 2005 remained flat compared to the same period last year.

Interest Expense

Interest expense decreased \$26 million to \$72 million for the three months ended September 30, 2005 from \$98 million in the same period last year mainly due to the expensing of deferred financing costs of \$18 million and a prepayment premium of \$21 million associated with the refinancing of the mandatorily redeemable preferred stock, both of which occurred during the three months ended September 30, 2004. This decrease was

partially offset by a \$13 million increase in 2005 in interest expense due to higher debt levels and interest rates.

Other Income (Expense), Net

Other income (expense), net increased to \$26 million of income for the three months ended September 30, 2005, compared to income of \$17 million for the comparable period last year. This increase was primarily due to an increase in dividend income of \$16 million which was partially offset by expenses associated with the anticipated guaranteed payment to CAG minority shareholders of \$5 million, net of tax. Dividend income accounted for under the cost method increased to \$33 million for the three months ended September 30, 2005, compared to \$17 million in the same period last year mainly due to higher methanol pricing from the Company's methanol cost investment.

Income Taxes

Income taxes for the three months ended September 30, 2005 and 2004 are recorded based on the estimated annual effective tax rate. As of September 30, 2005, the estimated annualized tax rate for 2005 is 35%, which is slightly less than the combination of the statutory rate and state income tax rates in the U.S. The estimated annual effective tax rate for 2005 reflects earnings in low tax jurisdictions, a valuation allowance for the tax benefit associated with projected U.S. losses (which includes expenses associated with the early redemption of debt), and tax expense in certain non-U.S. jurisdictions. For the three months ended September 30, 2005, the Company recorded tax expenses of \$26 million. For the three months ended September 30, 2004, a tax expense of \$48 million was recorded which resulted in a tax rate of negative 155%. This effective tax rate was significantly affected by the non-recognition of tax benefits associated with acquisition related expenses.

Net Earnings (Loss)

As a result of the factors mentioned above, the Company's net earnings was \$45 million in the three months ended September 30, 2005, compared to a net loss of \$71 million in the same period in 2004.

**Selected Data by Business Segment—Three Months Ended June 30, 2005
Compared with Three Months Ended June 30, 2004**

	<u>Successor Three Months Ended June 30, 2005</u>	<u>Successor Three Months Ended June 30, 2004</u>	<u>Change in \$</u>
(in \$ millions)			
Net Sales			
Chemical Products	1,085	808	277
Technical Polymers Ticona	223	220	3
Acetate Products	183	173	10
Performance Products	47	45	2
Segment Total	1,538	1,246	292
Other Activities	8	11	(3)
Intersegment Eliminations	(29)	(28)	(1)
Total Net Sales	<u>1,517</u>	<u>1,229</u>	<u>288</u>
Special Charges			
Chemical Products	(3)	(1)	(2)
Technical Polymers Ticona	(20)	2	(22)
Acetate Products	—	—	—
Performance Products	—	—	—

Segment Total	(23)	1	(24)
Other Activities	(4)	—	(4)
Total Special Charges	(27)	1	(28)
Operating Profit (Loss)			
Chemical Products	155	36	119
Technical Polymers Ticona	5	11	(6)
Acetate Products	10	10	—
Performance Products	15	2	13
Segment Total	185	59	126
Other Activities	(33)	(34)	1
Total Operating Profit	152	25	127
Earnings (Loss) from Continuing Operations Before Tax and Minority Interests			
Chemical Products	149	34	115
Technical Polymers Ticona	22	26	(4)
Acetate Products	12	14	(2)
Performance Products	14	1	13
Segment Total	197	75	122
Other Activities	(74)	(179)	105
Total Earnings (Loss) from Continuing Operations Before Tax and Minority Interests	123	(104)	227

70

	Successor Three Months Ended June 30, 2005	Successor Three Months Ended June 30, 2004	Change in \$
(in \$ millions)			
Depreciation & Amortization			
Chemical Products	39	38	1
Technical Polymers Ticona	14	15	(1)
Acetate Products	9	14	(5)
Performance Products	3	2	1
Segment Total	65	69	(4)
Other Activities	2	2	—
Total Depreciation & Amortization	67	71	(4)

Factors Affecting Second Quarter 2005 Segment Net Sales Compared to Second Quarter 2004

<i>in percent</i>	Volume	Price	Currency	Other*	Total
Chemical Products	(1)%	21%	2%	12%	34%
Technical Polymers Ticona	(5)	4	2	—	1

Acetate Products	1	5	—	—	6
Performance Products	2	(3)	5	—	4
Segment Total	<u>(2)%</u>	<u>15%</u>	<u>2%</u>	<u>8%</u>	<u>23%</u>

* Primarily represents net sales of the recently acquired Vinamul emulsions business

71

Summary by Business Segment — Three Months Ended June 30, 2005 Compared with Three Months Ended June 30, 2004

Chemical Products

<i>in \$ millions (except for percentages)</i>	Successor		Change in \$
	Three Months Ended June 30, 2005	Three Months Ended June 30, 2004	
Net sales	1,085	808	277
Net sales variance:			
<i>Volume</i>	(1)%		
<i>Price</i>	21%		
<i>Currency</i>	2%		
<i>Other</i>	12%		
Operating profit	155	36	119
Operating margin	14.3%	4.5%	
Special charges	(3)	(1)	(2)
Earnings (loss) from continuing operations before tax and minority interests	149	34	115
Depreciation and amortization	39	38	1

Three Months Ended June 30, 2005 Compared with Three Months Ended June 30, 2004

Chemical Products' net sales increased 34% to \$1,085 million compared to the same period last year on significantly higher pricing, sales of the newly acquired Vinamul business and favorable currency movements. Major business lines continued to operate at high utilization rates while volumes declined for non-core derivative products. Pricing increased for most chemical products, particularly vinyl acetate, acetic acid and acetate esters, driven by continued strong demand, high utilization rates across the industry and higher raw material costs, mainly for ethylene and natural gas.

Earnings from continuing operations before tax and minority interests increased to \$149 million from \$34 million on higher pricing and productivity improvements, which were partly offset by higher raw material costs. Earnings in 2004 included a \$15 million charge for a non-cash inventory-related purchase accounting adjustment.

72

Technical Polymers Ticona

<i>(in \$ millions (except for percentages))</i>	Successor Three Months Ended June 30, 2005	Successor Three Months Ended June 30, 2004	Change in \$
Net sales	223	220	3
Net sales variance:			
<i>Volume</i>	(5)%		
<i>Price</i>	4%		
<i>Currency</i>	2%		
Operating profit	5	11	(6)
Operating margin	2.2%	5.0%	
Special charges	(20)	2	(22)
Earnings (loss) from continuing operations before tax and minority interests	22	26	(4)
Depreciation and amortization	14	15	(1)

Three Months Ended June 30, 2005 Compared with Three Months Ended June 30, 2004

Ticona's net sales increased 1% to \$223 million compared to the same period last year on higher pricing and favorable currency movements. Pricing rose as previously announced price increases took effect. Volumes declined largely for polyacetal ("POM") due to weakness in the automotive sector, primarily in Europe, and on reduced sales for lower-end applications.

Earnings from continuing operations before tax and minority interests decreased to \$22 million from \$26 million as higher pricing, cost savings and dividend income from cost investments did not fully offset \$20 million in special charges, primarily for the impairment of the COC business, lower volumes and higher raw material costs. Equity in net earnings of affiliates remained relatively flat compared to last year. Earnings in 2004 included an \$18 million charge for a non-cash inventory-related purchase accounting adjustment.

Acetate Products

<i>(in \$ millions (except for percentages))</i>	Successor Three Months Ended June 30, 2005	Successor Three Months Ended June 30, 2004	Change in \$
Net sales	183	173	10
Net sales variance:			
<i>Volume</i>	1%		
<i>Price</i>	5%		
Operating profit	10	10	—
Operating margin	5.5%	5.8%	
Special charges	—	—	—
Earnings (loss) from continuing operations before			

tax and minority interests	12	14	(2)
Depreciation and amortization	9	14	(5)

Three Months Ended June 30, 2005 Compared with Three Months Ended June 30, 2004

Net sales for Acetate Products increased by 6% to \$183 million compared to the same period last year on higher pricing and volumes. Pricing increased for all business lines while volumes increased mainly on higher flake sales to the Company's recently expanded China tow ventures.

Earnings from continuing operations before tax and minority interests decreased to \$12 million compared to \$14 million in the same period last year. Higher pricing and savings from restructuring and productivity improvements were more than offset by increased raw material and energy costs as well as temporarily higher manufacturing costs, resulting from a realignment of production and inventory levels as part of the acetate restructuring strategy.

74

Performance Products

<i>(in \$ millions (except for percentages))</i>	<u>Successor</u> <u>Three Months</u> <u>Ended June 30,</u> <u>2005</u>	<u>Successor</u> <u>Three Months</u> <u>Ended June 30,</u> <u>2004</u>	<u>Change in</u> <u>\$</u>
Net sales	47	45	2
Net sales variance:			
<i>Volume</i>	2%		
<i>Price</i>	(3)%		
<i>Currency</i>	5%		
Operating profit	15	2	13
Operating margin	31.9%	4.4%	
Special charges	—	—	—
Earnings (loss) from continuing operations before tax and minority interests	14	1	13
Depreciation and amortization	3	2	1

Three Months Ended June 30, 2005 Compared with Three Months Ended June 30, 2004

Net sales for Performance Products increased by 4% to \$47 million compared to the same period last year mainly as the result of favorable currency effects and modest volume increases. Pricing for Sunett[®] sweetener declined, consistent with the Company's positioning strategy for the product while pricing for sorbates continued to improve.

Earnings from continuing operations before tax and minority interests increased to \$14 million from \$1 million last year, which included a \$12 million charge for a non-cash inventory-related purchase accounting adjustment. The increase in earnings resulted from favorable currency movements, improved sorbates performance and productivity improvements.

Other Activities

Other Activities primarily consists of corporate center costs, including financing and administrative activities, and certain other operating entities, including the captive insurance companies.

Three Months Ended June 30, 2005 Compared with Three Months Ended June 30, 2004

Net sales for Other Activities decreased to \$8 million from \$11 million in the same quarter last year primarily due to the sale of PBI and the Vectran product lines in the second quarter of 2005. Loss from

continuing operations before tax and minority interests improved to a loss of \$74 million from a loss of \$179 million in the same period last year. This was primarily due to the expensing in 2004 of \$71 million in deferred financing costs for the prepayment of the senior subordinated bridge loan facilities. Also contributing to this decrease was a \$40 million favorable change in our net foreign currency gain (loss) resulting from exchange rate movements and a change from a net asset to a net liability foreign currency position.

Summary of Consolidated Results—Three Months Ended June 30, 2005 Compared with Three Months Ended June 30, 2004

Net Sales

Net sales rose 23% to \$1,517 million in the second quarter compared to the same period last year primarily on higher pricing (15%), mainly in the Chemical Products segment, sales of the recently acquired Vinamul emulsions business in February 2005 (8%), and favorable currency movements (2%). These increases were slightly offset by lower volumes (2%).

Gross Profit Margin

Gross profit margin increased to \$342 million or 23% of sales in the three months ended June 30, 2005 from \$171 million or 14% of sales in the comparable period last year. This increase primarily

75

reflects significantly higher pricing and productivity improvements, primarily in Chemical Products, and the absence of a \$49 million non-cash charge for the manufacturing profit added to inventory under purchase accounting which was charged to cost of sales. Higher raw material and energy costs partially offset these increases.

Selling, General and Administrative Expenses

Selling, general and administrative expense increased to \$136 million compared to \$125 million for the same period last year. This increase is primarily due to higher amortization expense of identifiable intangible assets acquired from CAG of \$10 million as well the inclusion of the Vinamul emulsions business acquired in February 2005. These increases were partially offset by cost savings.

Special Charges

The components of special charges for the three months ended June 30, 2005 and 2004 were as follows:

	<u>Successor</u> <u>Three Months Ended</u> <u>June 30, 2005</u>	<u>Successor</u> <u>Three Months Ended</u> <u>June 30, 2004</u>
	(in \$ millions)	
Employee termination benefits	(7)	(1)
Plant/office closures	—	—
Total Restructuring	(7)	(1)
Asset impairments	(24)	—
Insurance recoveries associated with plumbing cases	4	2
Total Special Charges	(27)	1

Special charges increased to \$27 million compared to income of \$1 million for the same period last year. This increase was primarily due an additional impairment charge associated with revised estimates related to the Company's decision to divest its COC business.

Operating Profit

Operating profit rose significantly to \$152 million versus \$25 million last year on margin expansion principally driven by higher pricing and productivity improvements. The effects more than offset higher raw material and energy costs, mainly for ethylene and natural gas, and higher special charges. Operating profit in

2004 included a \$49 million charge for a non-cash inventory-related purchase accounting adjustment.

Equity in Net Earnings of Affiliates

Equity in net earnings of affiliates decreased by \$6 million to \$12 million for the three months ended June 30, 2005, compared to the same period last year. This decrease is primarily due to an impairment charge of \$10 million related to the Estech GmbH & Co. KG venture, a producer of neopolyol esters in Oberhausen, Germany. Cash distributions received from equity affiliates increased to \$10 million for the three months ended June 30, 2005, compared to \$6 million in the same period of 2004.

Interest Expense

Interest expense decreased to \$68 million for the three months ended June 30, 2005 from \$130 million in the same period last year as interest expense in 2004 included \$71 million of deferred financing costs for the prepayment of the senior subordinated bridge loan facilities. This decrease was slightly offset by increased interest on higher debt levels.

Interest Income

For the three months ended June 30, 2005, interest income increased by \$2 million to \$9 million compared to the same period in the prior year.

76

Other Income (Expense), Net

Other income (expense), net increased to \$18 million of income for the three months ended June 30, 2005, compared to expense of \$24 million for the comparable period last year. This increase is primarily due to a favorable change of \$40 million in our net foreign currency gain (loss) resulting from exchange rate movements and a change from a net asset to a net liability foreign currency position. This increase was partially offset by expenses associated with the anticipated guaranteed payment to CAG minority shareholders of \$7 million. Dividend income accounted for under the cost method remained flat at \$7 million for the three months ended June 30, 2005, compared to the same period in 2004.

Income Taxes

Income taxes for the three months ended June 30, 2005 and 2004, are recorded based on the estimated annual effective tax rate. As of June 30, 2005, the estimated annualized tax rate for 2005 is 35%, which is slightly less than the combination of the statutory rate and state income tax rates in the U.S. The estimated annual effective tax rate for 2005 reflects earnings in low tax jurisdictions, a valuation allowance for the tax benefit associated with projected U.S. losses (which includes expenses associated with the early redemption of debt), and tax expense in certain non-U.S. jurisdictions. For the three months ended June 30, 2004, a tax expense of \$10 million was recorded which resulted in a tax rate of negative 10%. This effective tax rate was primarily affected by the non-recognition of tax benefits associated with acquisition related expenses.

Earnings (Loss) from Discontinued Operations

Earnings from discontinued operations was \$0 million for the three months ended June 30, 2005 compared to a loss of \$1 million from the comparable period last year. The loss in the three months ended June 30, 2004 reflected a purchase price adjustment related to the sale of the nylon business.

Net Earnings (Loss)

As a result of the factors mentioned above, the Company had net earnings of \$67 million in the three months ended June 30, 2005, compared to a net loss of \$125 million in the same period last year.

77

	<u>Successor</u> <u>Three Months</u> <u>Ended March</u> <u>31, 2005</u>	<u>Predecessor</u> <u>Three Months</u> <u>Ended March</u> <u>31, 2004</u>	<u>Change in</u> <u>\$</u>
	(in \$ millions)		
Net Sales			
Chemical Products	1,044	818	226
Technical Polymers Ticona	239	227	12
Acetate Products	196	172	24
Performance Products	47	44	3
Segment Total	<u>1,526</u>	<u>1,261</u>	<u>265</u>
Other Activities	12	11	1
Intersegment Eliminations	(29)	(29)	—
Total Net Sales	<u><u>1,509</u></u>	<u><u>1,243</u></u>	<u><u>266</u></u>
Special Charges			
Chemical Products	(1)	(1)	—
Technical Polymers Ticona	(1)	(1)	—
Acetate Products	(1)	—	(1)
Performance Products	—	—	—
Segment Total	<u>(3)</u>	<u>(2)</u>	<u>(1)</u>
Other Activities	(35)	(26)	(9)
Total Special Charges	<u><u>(38)</u></u>	<u><u>(28)</u></u>	<u><u>(10)</u></u>
Operating Profit (Loss)			
Chemical Products	177	65	112
Technical Polymers Ticona	39	31	8
Acetate Products	20	9	11
Performance Products	13	11	2
Segment Total	<u>249</u>	<u>116</u>	<u>133</u>
Other Activities	(83)	(64)	(19)
Total Operating Profit	<u><u>166</u></u>	<u><u>52</u></u>	<u><u>114</u></u>
Earnings (Loss) from Continuing Operations Before Tax and Minority Interests			
Chemical Products	193	64	129
Technical Polymers Ticona	51	45	6
Acetate Products	20	9	11
Performance Products	12	11	1
Segment Total	<u>276</u>	<u>129</u>	<u>147</u>
Other Activities	(253)	(57)	(196)
Total Earnings from Continuing Operations Before Tax and Minority Interests	<u><u>23</u></u>	<u><u>72</u></u>	<u><u>(49)</u></u>

	Successor Three Months Ended March 31, 2005	Predecessor Three Months Ended March 31, 2004	Change in \$
(in \$ millions)			
Depreciation & Amortization			
Chemical Products	34	39	(5)
Technical Polymers Ticona	15	16	(1)
Acetate Products	9	13	(4)
Performance Products	3	2	1
Segment Total	61	70	(9)
Other Activities	2	2	—
Total Depreciation & Amortization	63	72	(9)

Factors Affecting First Quarter 2005 Segment Net Sales Compared to First Quarter 2004

<i>in percent</i>	Volume	Price	Currency	Other*	Total
Chemical Products	(1)%	22%	3%	4%	28%
Technical Polymers Ticona	2	—	3	—	5
Acetate Products	11	3	—	—	14
Performance Products	9	(7)	5	—	7
Segment Total	2%	15%	2%	2%	21%

* Primarily represents net sales of the recently acquired Vinamul emulsions business

Summary by Business Segment — Three Months Ended March 31, 2005 Compared with Three Months Ended March 31, 2004

Chemical Products

<i>in \$ millions (except for percentages)</i>	Successor Three Months Ended March 31, 2005	Predecessor Three Months Ended March 31, 2004	Change in \$
Net sales	1,044	818	226
Net sales variance:			
Volume			(1)%
Price			22%

<i>Currency</i>	3%		
<i>Other</i>	4%		
Operating profit	177	65	112
Operating margin	17.0%	7.9%	
Special charges	(1)	(1)	—
Earnings (loss) from continuing operations before tax and minority interests	193	64	129
Depreciation and amortization	34	39	(5)

Three Months Ended March 31, 2005 Compared with Three Months Ended March 31, 2004

Chemical Products' net sales increased 28% to \$1,044 million compared to the same period last year mainly on higher pricing, segment composition changes, of which \$66 million was related to the Vinamul emulsions acquisition, and favorable currency effects. Pricing increased for most products, driven by continued strong demand and high utilization rates across the chemical industry.

Earnings from continuing operations before tax and minority interests increased to \$193 million from \$64 million in the same period last year as higher pricing was partially offset by higher raw material costs. Earnings also benefited from an increase of \$9 million in dividends from our methanol cost investment, which totaled \$12 million in the quarter.

Technical Polymers Ticona

<i>in \$ millions (except for percentages)</i>	Successor Three Months Ended March 31, 2005	Predecessor Three Months Ended March 31, 2004	Change in \$
Net sales	239	227	12
Net sales variance:			
<i>Volume</i>	2%		
<i>Currency</i>	3%		
Operating profit	39	31	8
Operating margin	16.3%	13.7%	
Special charges	(1)	(1)	—
Earnings (loss) from continuing operations before tax and minority interests	51	45	6
Depreciation and amortization	15	16	(1)

Three Months Ended March 31, 2005 Compared with Three Months Ended March 31, 2004

Net sales for Ticona increased by 5% to \$239 million compared to the same period last year due to favorable currency effects and slightly higher volumes. Volumes increased for most product lines due to the successful introduction of new applications, which outweighed declines in polyacetal volumes resulting from the Company's focus on high-end business and decreased sales to European automotive customers. Overall pricing remained flat quarter over quarter as successfully implemented price increases were offset by lower average pricing for certain products due to the commercialization of lower cost grades for new applications.

Earnings from continuing operations before tax and minority interests increased 13% to \$51 million as the result of cost savings from a recent restructuring, the favorable effects of a planned maintenance turnaround as well as slightly higher volumes. These increases were partially offset by higher raw material and energy costs.

Acetate Products

<i>in \$ millions (except for percentages)</i>	<u>Successor</u> <u>Three Months</u> <u>Ended March 31,</u> <u>2005</u>	<u>Predecessor</u> <u>Three Months</u> <u>Ended March 31,</u> <u>2004</u>	<u>Change in</u> <u>\$</u>
Net sales	196	172	24
Net sales variance:			
<i>Volume</i>	11%		
<i>Price</i>	3%		
Operating profit	20	9	11
Operating margin	10.2%	5.2%	
Special charges	(1)	—	(1)
Earnings (loss) from continuing operations before tax and minority interests	20	9	11
Depreciation and amortization	9	13	(4)

Three Months Ended March 31, 2005 Compared with Three Months Ended March 31, 2004

Net sales for Acetate Products increased by 14% to \$196 million compared to the same quarter last year on higher volumes and pricing. Flake volumes increased mainly as a result of demand from Company ventures in China that recently completed tow capacity expansions. Filament volumes rose in anticipation of the Company's plans to exit this business by the end of the second quarter. Pricing increased for all business lines to cover higher raw material costs.

Earnings from continuing operations before tax and minority interests more than doubled from \$9 million in first quarter last year to \$20 million this year due to increased volumes, pricing and productivity improvements, which more than offset higher raw material and energy costs. Earnings also benefited from \$4 million in lower depreciation and amortization expense largely as a result of previous impairments related to a major restructuring, which was partly offset by \$3 million of expense for an asset retirement obligation.

Performance Products

<i>in \$ millions (except for percentages)</i>	<u>Successor</u> <u>Three Months Ended March</u> <u>31,</u> <u>2005</u>	<u>Predecessor</u> <u>Three Months</u> <u>Ended March 31,</u> <u>2004</u>	<u>Change in</u> <u>\$</u>
Net sales	47	44	3
Net sales variance:			
<i>Volume</i>	9%		
<i>Price</i>	(7)%		
<i>Currency</i>	5%		
Operating profit	13	11	2
Operating margin	27.7%	25.0%	

Special charges	—	—	—
Earnings (loss) from continuing operations before tax and minority interests	12	11	1
Depreciation and amortization	3	2	1

Three Months Ended March 31, 2005 Compared with Three Months Ended March 31, 2004

Net sales for the Performance Products segment increased by 7% to \$47 million compared to the same period last year mainly on higher volumes, which more than offset lower pricing. Favorable currency movements also contributed to the sales increase. Higher volumes for Sunett sweetener reflected strong growth from new and existing applications in the U.S. and European beverage and confectionary markets. Pricing for Sunett declined on lower unit selling prices associated with higher volumes to major customers. Pricing for sorbates continued to recover, although worldwide overcapacity still prevailed in the industry.

Earnings from continuing operations before tax and minority interests increased to \$12 million from \$11 million in the same quarter last year. Strong volumes for Sunett, as well as favorable currency movements and cost savings, more than offset lower pricing for the sweetener. A primary European and U.S. production patent for Sunett expired at the end of March 2005.

Other Activities

Other Activities primarily consists of corporate center costs, including financing and administrative activities, and certain other operating entities, including the captive insurance companies.

Three Months Ended March 31, 2005 Compared with Three Months Ended March 31, 2004

Net sales for Other Activities increased slightly to \$12 million from \$11 million in the same quarter last year. Loss from continuing operations before tax and minority interests increased to \$253 million from a loss of \$57 million in the same period last year, largely due to \$169 million of higher interest expense due to refinancing costs, increased debt levels, and higher interest rates. The loss includes \$45 million of expenses for sponsor monitoring and related cancellation fees compared to special charges of \$25 million in the same period last year for advisory services related to the tender offer of CAG.

Summary of Consolidated Results — Three Months Ended March 31, 2005 Compared with Three Months Ended March 31, 2004

Net Sales

Net sales rose 21% to \$1,509 million in the first quarter compared to the same period last year primarily on higher pricing of 15%, mainly in the Chemical Products segment. Favorable currency movements, higher volumes, and a composition change in the Chemical Products segment each increased net sales by 2%.

The segment composition changes consisted of the acquisition of the Vinamul emulsions business in February 2005, which was partly offset by the effects of a contract manufacturing arrangement under which certain acrylates products are now being sold. Only the margin realized under the contract manufacturing arrangement is included in net sales.

Gross Profit Margin

Gross profit margin increased to \$384 million or 25% of sales in the three months ended March 31, 2005 from \$241 million or 19% of sales in the comparable period last year. This increase primarily reflects significantly higher pricing, primarily in Chemical Products, lower depreciation expense and productivity improvements. Higher raw material and energy costs partially offset these increases.

Selling, General and Administrative Expenses

Selling, general and administrative expense increased to \$161 million compared to \$137 million for the same period last year. This increase is primarily due to expenses for sponsor monitoring services of \$10 million, higher amortization expense of identifiable intangible assets acquired of \$10 million as well as higher professional costs primarily related to compliance with Section 404 of the Sarbanes-Oxley Act of 2002.

Special Charges

The components of special charges for the three months ended March 31, 2005 and 2004 were as follows:

	<u>Successor</u> <u>Three Months</u> <u>Ended March 31,</u> <u>2005</u>	<u>Predecessor</u> <u>Three Months</u> <u>Ended March 31,</u> <u>2004</u>	<u>Change in</u> <u>\$</u>
		(in \$ millions)	
Employee termination benefits	(2)	(2)	—
Plant/office closures	(1)	—	(1)
Total restructuring	(3)	(2)	(1)
Termination of advisor monitoring services	(35)	—	(35)
Advisory services	—	(25)	25
Other	—	(1)	1
Total special charges	<u>(38)</u>	<u>(28)</u>	<u>(10)</u>

Operating Profit

Operating profit increased to \$166 million in the quarter compared to \$52 million in the same period last year on gross margin expansion of \$143 million, as significantly higher pricing, primarily in Chemical Products, lower depreciation expense and productivity improvements more than offset higher raw material and energy costs. Operating profit also benefited from increased volumes in Acetate Products, Performance Products and Ticona. Depreciation and amortization expense declined by \$9 million as decreases in depreciation resulting from purchase accounting adjustments, more than offset increased amortization expense for acquired intangible assets.

Equity in Net Earnings of Affiliates

Equity in net earnings of affiliates rose by \$3 million to \$15 million for the three months ended March 31, 2005, compared to the same period last year. Cash distributions received from equity affiliates increased to \$36 million for the three months ended March 31, 2005, compared to \$16 million in the same period of 2004. The increase in cash distributions is mainly due to strong business conditions in 2004 for Ticona's high performance product ventures and Chemical Products' methanol venture and the timing of dividend payments.

Interest Expense

Interest expense increased to \$176 million for the three months ended March 31, 2005 from \$6 million in the same period last year, primarily due to expenses of \$102 million including early

redemption premiums and deferred financing costs associated with the refinancing that occurred in the first quarter of 2005. Higher debt levels resulting primarily from the acquisition of CAG and higher interest rates also increased interest expense.

Interest Income

For the three months ended March 31, 2005, interest income increased by \$10 million to \$15 million compared to the same period in the prior year, primarily due to higher average cash levels.

Other Income (Expense), Net

Other income (expense), net decreased to \$3 million of income for the three months ended March 31, 2005, compared to \$9 million for the comparable period last year. This decrease is primarily due to expenses associated with the anticipated guaranteed payment to CAG minority shareholders and the ineffective portion of a net investment hedge. These decreases were partially offset by higher dividends from cost investments. Dividend income accounted for under the cost method increased by \$8 million to \$14 million for the three months ended March 31, 2005, compared to the same period in 2004. The increase in the first quarter of 2005 primarily resulted from the timing of receipt of dividends.

Income Taxes

Income taxes for the three months ended March 31, 2005 and 2004, are recorded based on the estimated annual effective tax rate. As of March 31, 2005, the estimated annualized tax rate for 2005 is 35%, which is slightly less than the combination of the statutory rate and state income tax rates in the U.S. The estimated annual effective tax rate for 2005 reflects earnings in low tax jurisdictions, a valuation allowance for the tax benefit associated with projected U.S. losses (which includes expenses associated with the early redemption of debt), and tax expense in certain non-U.S. jurisdictions. The Predecessor had an effective tax rate of 24% for the three months ended March 31, 2004, compared to the German statutory rate of 40%, which was primarily affected by earnings in low tax jurisdictions.

Earnings from Discontinued Operations

Earnings from discontinued operations was \$0 million for the three months ended March 31, 2005 compared to \$23 million from the comparable period last year. Earnings in 2004 reflected a gain and tax benefit recognized in 2004 associated with the sale of the acrylates business. The tax benefit is mainly attributable to the utilization of a capital loss carryover benefit that had been previously subject to a valuation allowance.

For the three months ended March 31, 2004, the Chemical Products segment had net sales of \$21 million and an operating loss of \$5 million.

Net Earnings

As a result of the factors mentioned above, net earnings decreased by \$88 million to a net loss of \$10 million in the three months ended March 31, 2005, compared to the same period last year.

Outlook

For the fourth quarter of 2005, the Company expects the North American and Asian markets to continue to grow and that pricing may temporarily be impacted as new acetyls capacity comes on stream in the fourth quarter of 2005.

For the remainder of the year, the Company expects to incur expenses and cash outlays for the restructuring of its businesses and product portfolio, cost improvement and focused growth in core areas.

Liquidity and Capital Resources

Cash Flows

Net Cash Provided by/(Used in) Operating Activities

Cash flow from operating activities increased to a cash inflow of \$516 million for the nine months ended September 30, 2005 compared to a cash inflow of \$2 million for the same period last year. This increase primarily resulted from the contribution of an increase in operating profit in 2005 of \$308 million, the payment of a \$95 million obligation to a third party in 2004, the absence of payments associated with stock appreciation rights of \$59 million, recoveries from an insurance provider related to the plumbing matters of \$44 million in 2005, a decrease in pension contributions of \$142 million and an increase in dividends received from cost and equity investments of \$48 million. These increases were partially offset by higher interest payments of \$31 million, contributions to the non-qualified pension plan's rabbi trusts of \$63 million in 2005 and \$45 million in monitoring fees paid during the nine months ended September 30, 2005. Unfavorable foreign currency effects on the euro versus the U.S. dollar on cash and cash equivalents was \$94 million compared to a \$15 million unfavorable effect in the same period last year.

Net Cash Provided by/(Used in) Investing Activities

Net cash from investing activities improved to a cash outflow of \$781 million in the nine months ended September 30, 2005 compared to a cash outflow of \$1,628 million for the same period last year. The cash outflow in 2004 primarily resulted from the CAG acquisition. The 2005 cash outflow included the acquisitions of the Vinamul and Acetex businesses, the additional CAG shares acquired and a decrease in net proceeds from disposal of discontinued operations of \$64 million. The net proceeds from the disposal of discontinued operations represents cash received in 2005 from an early contractual settlement of receivables of \$75 million related to the sale in 2000 of the Predecessor's interest in Vinnolit Kunststoff GmbH and Vintron GmbH while the net proceeds of \$139 million in the same period last year represented the net proceeds from the sale of the acrylates business.

Capital expenditures on property, plant and equipment decreased to \$132 million from \$150 million in 2004.

Net Cash Provided by/(Used in) Financing Activities

Net cash from financing activities decreased to a cash outflow of \$78 million for the nine months ended September 30, 2005 compared to a cash inflow of \$2,405 million in the same period last year. The cash inflow in 2004 primarily reflected higher net proceeds from borrowings in connection with the acquisition of CAG. Major financing activities for 2005 are as follows:

- Borrowings under the term loan facility of \$1,135 million.
- Distribution to Series B shareholders of \$804 million.
- Redemption and related premiums of the senior subordinated notes of \$572 million and senior discount notes of \$207 million.
- Proceeds from the issuances of common stock, net of \$752 million and preferred stock, net of \$233 million.
- Repayment of floating rate term loan, including related premium, of \$354 million.
- Exercise of Acetex's option to redeem its 10 7/8% senior notes for approximately \$280 million.

Refer to the Liquidity Section for more information.

Liquidity

Our contractual obligations, commitments and debt service requirements over the next several years are significant and are substantially higher than historical amounts. Our primary source of liquidity will continue to be cash generated from operations as well as existing cash on hand. We believe we will have available resources to meet both our short-term and long-term liquidity requirements, including debt service. If our cash flow from operations is insufficient to fund our debt service and other obligations, we may be forced to use other means available to us such as to increase our borrowings under our lines of credit, reduce or delay capital expenditures, seek additional capital or seek to restructure or refinance our indebtedness.

In January 2005, we completed an initial public offering of Series A common stock and received net proceeds of approximately \$752 million after deducting underwriters' discounts and offering expenses of \$48 million. Concurrently, the Company received net proceeds of \$233 million from the offering of its convertible preferred stock and borrowed an additional \$1,135 million under the amended and restated senior credit facilities. A portion of the proceeds of the share offerings were used to redeem \$188 million of senior discount notes and \$521 million of senior subordinated notes, which excludes early redemption premiums of \$19 million and \$51 million, respectively. We also used a portion of the proceeds from additional borrowings under our senior credit facilities to repay our \$350 million floating rate term loan, which excludes a \$4 million early redemption premium, and used \$200 million of the proceeds as the primary financing for the acquisition of the Vinamul emulsion business.

On April 7, 2005, we used the remaining proceeds to pay a special cash dividend to holders of the Company's Series B common stock of \$804 million. Upon payment of the \$804 million dividend, all of the outstanding shares of Celanese Series B common stock converted automatically to shares of Celanese Series A common stock. In addition, we may use the available sources of liquidity to purchase the remaining outstanding shares of Celanese AG.

As a result of the offerings in January 2005, we now have \$240 million aggregate liquidation preference of

outstanding preferred stock. Holders of the preferred stock are entitled to receive, when, as and if, declared by our board of directors, out of funds legally available therefor, cash dividends at the rate of 4.25% per annum (or \$1.06 per share) of liquidation preference, payable quarterly in arrears, which commenced on May 1, 2005. Dividends on the preferred stock are cumulative from the date of initial issuance. This dividend is expected to result in an annual dividend payment of \$10 million. Accumulated but unpaid dividends accumulate at an annual rate of 4.25%. The preferred stock is convertible, at the option of the holder, at any time into shares of our Series A common stock at a conversion rate of approximately 1.25 shares, subject to adjustments, of our Series A common stock per \$25.00 liquidation preference of the preferred stock. As of November 1, 2005 the Company will have paid \$8 million in aggregate dividends on its preferred stock.

During July 2005, our board of directors adopted a policy of declaring, subject to legally available funds, a quarterly cash dividend on each share of our Series A common stock at an annual rate initially equal to approximately 1% of the \$16.00 initial public offering price per share of our Series A common stock (or \$0.16 per share) unless our board of directors in its sole discretion determines otherwise. As of November 1, 2005, the Company has paid \$13 million in aggregate dividends on its Series A common stock. Based upon the number of outstanding shares as of September 30, 2005, the anticipated annual cash dividend payment is approximately \$25 million. However, there is no assurance that sufficient cash or surplus will be available to pay such dividend.

In July 2005, the Company acquired Acetex Corporation (“Acetex”) for \$270 million and assumed Acetex’s \$247 million of net debt, which is net of cash acquired of \$54 million. Acetex’s operations include an acetyls business with plants in Europe and a North-American specialty polymers and film business. The Company acquired Acetex using existing cash. The Company caused Acetex to exercise its option to redeem its 10 7/8% senior notes due 2009 totaling approximately \$265 million. The redemption was funded primarily with cash on hand and occurred on August 19, 2005. The

redemption price was approximately \$280 million, which represented 105.438% of the outstanding principal amount, plus accrued and unpaid interest to August 19, 2005. On August 25, 2005, the Company repaid the remaining \$36 million of assumed debt with available cash.

As of September 30, 2005, the Company had total debt of \$3,496 million and cash and cash equivalents of \$401 million. Net debt (total debt less cash and cash equivalents) increased to \$3,095 million from \$2,549 million as of December 31, 2004 primarily due to a decrease in cash and cash equivalents of \$437 million. The Company largely used available cash to finance the Acetex acquisition, the redemption of Acetex senior notes and the purchase of the CAG Shares from two minority shareholders.

Domination Agreement. At the CAG annual shareholders' meeting on June 15, 2004, CAG shareholders approved payment of a dividend on the CAG Shares for the fiscal year ended December 31, 2003 of €0.12 per share. For the nine month fiscal year ended on September 30, 2004, Celanese will not be able to pay a dividend to the CAG shareholders due to losses incurred in the CAG statutory accounts. Accordingly, in the near term, the Issuer, Crystal LLC and BCP Crystal, will use existing cash and borrowings from their subsidiaries, subject to various restrictions, including restrictions imposed by the amended and restated senior credit facilities and indentures and by relevant provisions of German and other applicable laws, to make interest payments. If the Domination Agreement ceases to be operative, the ability of the Issuer, Crystal LLC and BCP Crystal to meet their obligations will be materially and adversely affected.

The Domination Agreement was approved at the CAG's extraordinary shareholders' meeting on July 31, 2004. The Domination Agreement between CAG and the Purchaser became effective on October 1, 2004. When the Domination Agreement became effective, the Purchaser was obligated to offer to acquire all outstanding CAG Shares from the minority shareholders of CAG in return for payment of fair cash compensation. This offer will continue until two months following the date on which the decision on the last motion in award proceedings (*Spruchverfahren*), as described in "Business—Legal Proceedings—Shareholder Litigation", has been disposed of and has been published. These award proceedings were dismissed in 2005; however, the dismissal is still subject to appeal. The amount of this fair cash compensation has been determined to be €41.92 per share, plus interest, in accordance with applicable German law. Simultaneously with our acquisition of additional CAG Shares in August 2005, we also announced that we would increase our offer to purchase any remaining outstanding CAG Shares to €51 per share (plus interest on €41.92 per share) for all minority shareholders that would accept the increased offer on or prior to September 29, 2005 and waive their rights to participate in an increase of the offer consideration as a result of the pending award proceedings. In addition, all shareholders who

tendered their shares pursuant to the mandatory offer of €41.92 per share commenced in September 2004 and continuing as of the date of this prospectus, were entitled to claim the difference between the increased offer of €51 per share and the mandatory offer of €41.92 per share. Any shareholder who accepted the increased offer of €51 per share, or claimed the difference between the mandatory offer and the increased offer, was obligated to agree to waive its rights to participate in any possible future increase of the offer consideration as a result of the pending award proceedings. For minority shareholders who did not accept the increased offer on or prior to the September 29, 2005 expiration date, the terms of the original €41.92 per share mandatory offer will continue to apply. The mandatory offer will expire on December 1, 2005, unless further extended. As a result of the award proceedings, the amount of the fair cash consideration and the guaranteed fixed annual payment offered under the Domination Agreement could be increased by the court so that all minority shareholders, including those who have already tendered their shares into the mandatory offer and have received the fair cash compensation, could claim higher amounts. Any minority shareholder who elects not to sell their shares to the Purchaser will be entitled to remain a shareholder of CAG and to receive from the Purchaser a gross guaranteed fixed annual payment on their shares of €3.27 per CAG Share less certain corporate taxes in lieu of any future dividend. Taking into account the circumstances and the tax rates at the time of entering into the Domination Agreement, the net guaranteed fixed annual payment is €2.89 per CAG share for a full fiscal year. Based upon the number of CAG Shares held by the minority shareholders, as of September 30, 2005, a net guaranteed fixed annual payment of €6 million is expected. The net

guaranteed fixed annual payment may, depending on applicable corporate tax rates, in the future be higher, lower, or the same as €2.89 per CAG share. As of November 2, 2005 the Purchaser owned approximately 98% of the outstanding CAG Shares. If the Purchaser acquires all the remaining CAG Shares outstanding as of November 2, 2005, the total amount of funds necessary to purchase such outstanding shares under the current offer of €41.92 per share would be approximately €40 million plus accrued interest on €41.92 per share from October 2, 2004.

While the Domination Agreement is operative, the Purchaser is required to compensate CAG for any statutory annual loss incurred by CAG, the dominated entity, at the end of its fiscal year when the loss was incurred. If the Purchaser were obligated to make cash payments to CAG to cover an annual loss, the Purchaser may not have sufficient funds to pay interest when due and, unless the Purchaser is able to obtain funds from a source other than annual profits of CAG, the Purchaser may not be able to satisfy its obligation to fund such shortfall. The Domination Agreement cannot be terminated by the Purchaser in the ordinary course until September 30, 2009.

Our subsidiaries, BCP Caylux Holdings Luxembourg S.C.A. and BCP Crystal, have each agreed to provide the Purchaser with financing to strengthen the Purchaser's ability to fulfill its obligations under, or in connection with, the Domination Agreement and to ensure that the Purchaser will perform all of its obligations under, or in connection with, the Domination Agreement when such obligations become due, including, without limitation, the obligations to make a guaranteed fixed annual payment to the outstanding minority shareholders, to offer to acquire all outstanding CAG Shares from the minority shareholders in return for payment of fair cash consideration and to compensate CAG for any statutory annual loss incurred by CAG during the term of the Domination Agreement. In addition, the Issuer expects to guarantee all obligations of the Purchaser under, or in connection with, the Domination Agreement, including the repayment of all existing and future intercompany indebtedness of the Issuer's subsidiaries to CAG. Further, under the terms of the Issuer's guarantee, in certain limited circumstances CAG may be entitled to require the immediate repayment of some or all of the intercompany indebtedness owed by the Issuer's subsidiaries to CAG. If the Issuer, BCP Caylux and/or BCP Crystal are obligated to make payments under such guarantees to the Purchaser, CAG and/or the minority shareholders, as the case may be, or if the intercompany indebtedness owed to CAG is accelerated, we may not have sufficient funds for payments on our indebtedness when due or to make funds available to the Issuer.

The Company was in compliance with all of the financial covenants related to its debt agreements as of September 30, 2005.

Contractual Obligations. The following table sets forth our fixed contractual debt obligations as of September 30, 2005:

Fixed Contractual Debt Obligations	Total	Remaining 2005	2006- 2007	2008- 2009	and thereafter
	(in \$ millions)				
Senior Credit Facilities — Term Loans Facility	1,719	4	34	33	1,648
Senior Credit Facilities — Revolving Credit Facility	35	—	—	35	—
Senior Subordinated Notes ⁽¹⁾	953	—	—	—	953
Senior Discount Notes ⁽²⁾	554	—	—	—	554
Other Debt ⁽³⁾	419	136	42	27	214
Total Fixed Contractual Debt Obligations	<u>3,680</u>	<u>140</u>	<u>76</u>	<u>95</u>	<u>3,369</u>

(1) Does not include \$4 million of premium on the \$225 million of the senior subordinated notes issued July 1, 2004.

(2) Reflects the accreted value of the notes at maturity.

(3) Does not include \$2 million purchase accounting adjustment resulting from acquisition of CAG.

Senior Credit Facilities. As of September 30, 2005, the senior credit facilities of \$2,547 million consist of a term loan facility, a revolving credit facility, and a credit-linked revolving facility.

Subsequent to the consummation of the initial public offering in January 2005, we entered into amended and restated senior credit facilities which increased the term facility. The terms of the amended and restated senior credit facilities are substantially similar to the terms of our immediately previous senior credit facilities. As of September 30, 2005, the term loan facility had a balance of \$1,719 million (including approximately €275 million), which matures in 2011. In addition, there was a \$242 million delayed draw facility, which expired unutilized in July 2005.

The revolving credit facility, through a syndication of banks, provides for borrowings of up to \$600 million, including the availability of letters of credit in U.S. dollars and euros and for borrowings on same-day notice.

In the first quarter of 2005, the revolving credit facility was increased from \$380 million to \$600 million under the amended and restated senior credit facilities. As of September 30, 2005, \$507 million remained available for borrowing under the revolving credit facility, taking into account letters of credit issued under the revolving credit facility. As of September 30, 2005, there was \$35 million borrowed under the revolving credit facility and \$58 million of letters of credit had been issued under the revolving credit facility.

In addition, the Company has a \$228 million credit-linked revolving facility, which matures in 2009. The credit-linked revolving facility includes borrowing capacity available for letters of credit. As of September 30, 2005, there were \$226 million of letters of credit issued under the credit-linked revolving facility and an additional \$2 million was available for borrowing.

Senior Subordinated Notes. In February 2005, we used approximately \$521 million of the net proceeds of the offering of our Series A common stock to redeem a portion of the senior subordinated notes and \$51 million to pay the premium associated with the early redemption. As of September 30, 2005, the senior subordinated notes, excluding \$4 million of premiums, consist of \$796 million of 9 5/8% Senior Subordinated Notes due 2014 and €130 million of 10 3/8% Senior Subordinated Notes due 2014. All of BCP Crystal's U.S. domestic, wholly owned subsidiaries that guarantee BCP Crystal's obligations under the senior credit facilities guarantee the senior subordinated notes on an unsecured senior subordinated basis.

Senior Discount Notes. In September 2004, Crystal LLC and Crystal US Sub 3 Corp., a subsidiary of Crystal LLC, issued \$853 million aggregate principal amount at maturity of their senior discount notes due 2014 consisting of \$163 million principal amount at maturity of their 10% Series A senior discount notes due 2014 and

\$690 million principal amount at maturity of their 10½% Series B Senior Discount Notes due 2014 (collectively, the “senior discount notes”). The gross proceeds of the offering were \$513 million. Approximately \$500 million of the proceeds were distributed to the Company's Original Shareholders, with the remaining proceeds used to pay fees associated with the refinancing. Until October 1, 2009, interest on the senior discount notes will accrue in the form of an increase in the accreted value of such notes. Cash interest on the senior discount notes will accrue commencing on October 1, 2009 and be payable semiannually in arrears on April 1 and October 1. In February 2005, we used approximately \$37 million of the net proceeds of the offering of our Series A common stock to redeem a portion of the Series A senior discount notes and \$151 million to redeem a portion of the Series B senior discount notes and \$19 million to pay the premium associated with the early redemption. As of September 30, 2005, there were \$554 million aggregate principal amount at maturity outstanding, consisting of \$106 million principal amount at maturity of their 10% Series A senior discount notes due 2014 and \$448 million principal amount at maturity of their 10½% Series B Senior Discount Notes due 2014.

Other Debt. Other debt of \$419 million, which does not include a \$2 million reduction under purchase accounting, is primarily made up of fixed rate pollution control and industrial revenue bonds, short-term borrowings from affiliated companies and capital lease obligations.

Off-Balance Sheet Arrangements

We have not entered into any material off-balance sheet arrangements.

Recent Accounting Pronouncements

See Note 5 to the Unaudited Interim Consolidated Financial Statements included in this Form 10-Q for discussion of recent accounting pronouncements.

Critical Accounting Policies and Estimates

The preparation of the Company's consolidated financial statements requires management to apply accounting principles generally accepted in the United States of America to the Company's specific circumstances and make estimates and assumptions that affect the reported amounts of assets and liabilities at the date of the financial statements, the disclosure of contingent assets and liabilities at the date of the financial statements and reported amounts of revenues and expenses during the reporting period. Actual results could differ from those estimates.

There have been no material revisions to the critical accounting policies as filed in the Company's Annual Report on Form 10-K for the nine months ended December 31, 2004 with the Securities and Exchange Commission on March 31, 2005.

During the nine months ended September 30, 2005, the Company recorded asset impairments of \$25 million primarily consisting of revised estimates related to the Company's decision to divest its COC business. The Company also increased goodwill by \$15 million associated with purchase accounting adjustments related to the acquisition of CAG, including the additional CAG shares acquired. The goodwill adjustment is preliminary and is expected to be finalized by June 30, 2006.

Forward-Looking Statements May Prove Inaccurate

This Quarterly Report contains certain forward-looking statements and information relating to us that are based on the beliefs of our management as well as assumptions made by, and information currently available to, us. These statements include, but are not limited to, statements about our strategies, plans, objectives, expectations, intentions, expenditures, and assumptions and other statements contained in this prospectus that are not historical facts. When used in this document, words such as “anticipate,” “believe,” “estimate,” “expect,” “intend,” “plan” and “project” and similar expressions, as they relate to us are intended to identify forward-looking statements. These statements reflect our current views with respect to future events, are not guarantees of future performance and involve risks and uncertainties that are difficult to predict. Further, certain forward-looking statements are based upon assumptions as to future events that may not prove to be accurate.

Many factors could cause our actual results, performance or achievements to be materially different from any future results, performance or achievements that may be expressed or implied by such forward-looking statements. These factors include, among other things:

- changes in general economic, business, political and regulatory conditions in the countries or regions in which we operate;
- the length and depth of product and industry business cycles particularly in the automotive, electrical, electronics and construction industries;
- changes in the price and availability of raw materials, particularly changes in the demand for, supply of, and market prices of fuel oil, natural gas, coal, electricity and petrochemicals such as ethylene, propylene and butane, including changes in production quotas in OPEC countries and the deregulation of the natural gas transmission industry in Europe;
- the ability to pass increases in raw material prices on to customers or otherwise improve margins through price increases;
- the ability to maintain plant utilization rates and to implement planned capacity additions and expansions;
- the ability to reduce production costs and improve productivity by implementing technological improvements to existing plants;

- the existence of temporary industry surplus production capacity resulting from the integration and start-up of new world-scale plants;
- increased price competition and the introduction of competing products by other companies;
- the ability to develop, introduce and market innovative products, product grades and applications, particularly in the Ticona and Performance Products segments of our business;
- changes in the degree of patent and other legal protection afforded to our products;
- compliance costs and potential disruption or interruption of production due to accidents or other unforeseen events or delays in construction of facilities;
- potential liability for remedial actions under existing or future environmental regulations;
- potential liability resulting from pending or future litigation, or from changes in the laws, regulations or policies of governments or other governmental activities in the countries in which we operate;
- changes in currency exchange rates and interest rates;
- changes in the composition or restructuring of us or our subsidiaries and the successful completion of

acquisitions, divestitures and venture activities;

- inability to successfully integrate current and future acquisitions;
- pending or future challenges to the Domination Agreement; and
- various other factors, both referenced and not referenced in this document.

Many of these factors are macroeconomic in nature and are, therefore, beyond our control. Should one or more of these risks or uncertainties materialize, or should underlying assumptions prove incorrect, our actual results, performance or achievements may vary materially from those described in this Quarterly Report as anticipated, believed, estimated, expected, intended, planned or projected. We neither intend nor assume any obligation to update these forward-looking statements, which speak only as of their dates.

Item 3. Quantitative and Qualitative Disclosures about Market Risk

Market risk for our Company has not changed significantly from the foreign exchange, interest rate, and commodity risks disclosed in Item 7A of our Annual Report on Form 10-K for the nine months ended December 31, 2004, with the exception of the following:

The Company entered into an interest rate swap with a notional amount of \$300 million to reduce its exposure to fluctuations in interest rates associated with a portion of the term loans borrowed under our senior credit facilities. This interest rate swap was designated as a cash flow hedge. The fair value of the swap as of September 30, 2005 was a liability of \$2 million.

Item 4. Controls and Procedures

In connection with the audit of our financial statements as of and for the nine months ended December 31, 2004, the Company identified a material weakness in its internal controls for the same period. On March 30, 2005, the Company received a letter from KPMG LLP (“KPMG”), its independent auditors, who also identified the same material weakness and a second material weakness in the course of their audit. The additional material weakness identified by KPMG related to several deficiencies in the assessment of hedge effectiveness and documentation. The required adjustments were made in the proper accounting period, except for one immaterial hedging transaction adjusted during the quarter ended June 30, 2005. The material weakness identified by KPMG and the Company related to conditions preventing its ability to adequately research, document, review and draw conclusions on accounting and reporting matters, which had previously resulted in adjustments that had to be recorded to prevent the Company’s financial statements from being materially misleading. The conditions largely related to significant increases in the frequency of, and the limited

number of personnel available to address, complex accounting matters and transactions and as a result of the consummation of simultaneous debt and equity offerings during the year-end closing process. The Company does not believe that the adjustments made in connection with these material weaknesses had any material impact on previously reported financial information. In response to the letter from KPMG with respect to the first material weakness identified above, the Company organized a team responsible for the identification and documentation of potential derivative accounting transactions and commenced formal training for team members specifically related to derivative accounting. With respect to the second material weakness identified above, the Company hired certain accounting personnel and is in the process of hiring additional personnel which should ensure that adequate personnel is available to adequately research, document, review and conclude on accounting and reporting matters and will increase accounting resources. In addition, the Company hired additional personnel responsible for the development and implementation of additional internal reporting and accounting procedures, including derivative accounting procedures. Both material weaknesses were identified during the Company’s year-end closing process for the year ended December 31, 2004 and still exist as of September 30, 2005. The Company expects to remediate these material weaknesses by the end of the fiscal year ending December 31, 2005.

In addition, in September 2005 we identified a significant deficiency in internal controls relating to sales to countries and other parties that are or have previously been subject to sanctions and embargoes imposed by the U.S. government. This significant deficiency was identified as a result of an internal investigation that was initiated in connection with the SEC review of a registration statement. The Company has taken immediate corrective actions which include a directive to senior business leaders stating that they are prohibited from selling products into certain countries subject to these trade restrictions, as well as making accounting systems modifications that prevents the initiation of purchase orders and shipment of products to these countries. Also, we plan to enhance the business conduct policy training in the area of export control. As a result, we believe that we have taken remediation measures that, once fully implemented, will be effective in eliminating this deficiency.

Celanese, under the supervision and with the participation of Celanese's management, including the chief executive officer (CEO) and chief financial officer (CFO), performed an evaluation of the effectiveness of Celanese's "disclosure controls and procedures" (as defined in Rule 13a-15(e) under the Securities Exchange Act of 1934, as amended (the "34 Act")) as of September 30, 2005. Disclosure controls and procedures are defined as controls and other procedures of an issuer that are designed to ensure that information required to be disclosed by the issuer in the reports that it files or submits under the 34 Act is recorded, processed, summarized and reported within the time periods specified in the rules and forms of the Securities and Exchange Commission ("SEC"). Based on this evaluation, and as a result of the material weaknesses that were identified and continued during the period covered by this Quarterly Report, Celanese's CEO and CFO concluded that, as of September 30, 2005, the end of the period covered by this Quarterly Report, Celanese's disclosure controls and procedures were not effective for gathering, analyzing and disclosing the material information Celanese is required to disclose in the reports it files under the 34 Act, within the time periods specified in the rules and forms of the SEC. Except as discussed above, there have been no changes in Celanese's "internal controls over financial reporting" (as defined in Rule 13a-15(f) under the 34 Act) during the period covered by this Quarterly Report that have materially affected or are reasonably likely to materially affect, internal controls over financial reporting.

We are in the process of implementing changes to strengthen our internal controls. In addition, while we have taken actions to address these deficiencies and weaknesses, additional measures may be necessary and these measures along with other measures we expect to take to improve our internal controls may not be sufficient to address the issues identified by us or ensure that our internal controls are effective. If we are unable to correct existing or future deficiencies or weaknesses in internal controls in a timely manner, our ability to record, process, summarize and report financial information within the time periods specified in the rules and forms of the SEC will be adversely affected. This failure could materially and adversely impact our business, our financial condition and the market value of our securities. In addition, there could be a negative reaction in the financial markets due to a loss of confidence in reliability of future financial statements and SEC filings.

We expect to incur expenses of approximately \$2 million per year associated with the strengthening of our disclosure controls and procedures and internal controls over financial reporting.

PART II — OTHER INFORMATION

Item 1. Legal Proceedings

We are involved in a number of legal proceedings, lawsuits and claims incidental to the normal conduct of our business, relating to such matters as product liability, antitrust, past waste disposal practices and release of chemicals into the environment. While it is impossible at this time to determine with certainty the ultimate outcome of these proceedings, lawsuits and claims, management believes that adequate provisions have been made and that the ultimate outcomes will not have a material adverse effect on our financial position, but may have a material adverse effect on the results of operations or cash flows in any given accounting period. See also Note 12 to the Unaudited Interim Consolidated Financial Statements.

Plumbing Actions

No material developments regarding this matter, previously reported in the Annual Report on Form 10-K for the year ended December 31, 2004, and in the Quarterly Report on Form 10-Q for the three months' ended March 31, 2005, occurred during the third quarter of 2005. For a summary of the history and current status of these matters, see Note 12 to the Unaudited Interim Consolidated Financial Statements.

Sorbates Antitrust Actions

No material developments regarding this matter, previously reported in the Annual Report on Form 10-K for

the year ended December 31, 2004, and in the Quarterly Report on form 10-Q for the six months ended June 30, 2005, occurred during the third quarter of 2005, except as set forth below. For a summary of the history and current status of these matters, see Note 12 to the Unaudited Interim Consolidated Financial Statements.

Kerr v. Eastman Chemical Co. et al., previously pending in the Superior Court of New Jersey, Law Division, Gloucester County, was dismissed for failure to prosecute. The only other private antitrust action by Sorbates customers still pending, *Freeman v. Daicel et al.*, had been dismissed. The plaintiffs lost their appeal to the Supreme Court of Tennessee in August 2005 and have since filed a motion for leave. The action by the New York Attorney General, *New York v. Daicel Chemical Industries Ltd. et al.*, which was pending in the New York State Supreme Court, New York County, was dismissed in August 2005; however, it is still subject to appeal.

Acetic Acid Patent Infringement Matters

On August 31, 2005 a Taiwanese Court held that the China Petrochemical Development Corporation (“CPDC”) infringed Celanese International Corporation’s acetic acid patent and awarded Celanese International Corporation approximately \$28 million for the period of 1995 through 1999. The judgment has been appealed. The Company will not record income associated with this favorable judgment until cash is received.

Shareholder Litigation

No material developments regarding this matter previously reported in the Annual Report on Form 10-K for the year ended December 31, 2004, in the Quarterly Report on Form 10-Q for the three months ended March 31, 2005 and in the Quarterly Report on Form 10-Q for the six months ended June 30, 2005, occurred during the third quarter of 2005, except as set forth below. For a summary and history of these matters, see Note 12 to the Unaudited Interim Consolidated Financial Statements.

Twenty-seven CAG minority shareholders filed lawsuits in May and June of 2005 in the Frankfurt District Court (*Landgericht*) contesting the shareholder resolutions passed at the CAG annual general meeting held May 19-20, 2005, which confirmed the resolutions passed at the July 30-31, 2004

extraordinary general meeting. In conjunction with the acquisition of 5.9 million CAG shares from two shareholders in August 2005, two of those lawsuits were withdrawn in August 2005. In May and September 2005, Celanese AG was served in three actions filed in the Frankfurt District Court (*Landgericht*), requesting that the court declare some or all of the shareholder resolutions passed at the extraordinary general meeting on July 30 and 31, 2004 null and void (*Nichtigkeitsklage*), based on allegations that certain formal requirements necessary in connection with the invitation to the extraordinary general meeting had been violated. The Frankfurt District Court (*Landgericht*) has suspended the proceedings regarding the resolutions passed at the July 30-31, 2004 extraordinary general meeting described above as long as the lawsuits contesting the confirmatory resolutions are pending.

Based upon the information available, the outcome of the foregoing proceedings cannot be predicted with certainty.

Other Matters

As of September 30, 2005, Celanese Ltd. and/or CNA Holdings, Inc., both our U.S. subsidiaries, are defendants in approximately 650 asbestos cases. Because many of these cases involve numerous plaintiffs, we are subject to claims significantly in excess of the number of actual cases. We have reserves for defense costs related to claims arising from these matters. We believe we do not have any significant exposure in these matters.

Item 2. Unregistered Sales of Equity Securities and Use of Proceeds

During the period covered by this Quarterly Report, we sold 17,360 shares of our Series A common stock for \$124,992 to one of our key employees under our Stock Incentive Plan. We issued such shares of Series A common stock to the recipient pursuant to a written subscription agreement in accordance with Rule 701 under the Securities Act.

Item 3. Defaults Upon Senior Securities

None.

Item 4. Submission of Matters to a Vote of Security Holders

None.

Item 5. Other Information

None.

Item 6. Exhibits

Exhibit Number	Description
3.1	Second Amended and Restated Certificate of Incorporation of Registrant (incorporated by reference to Exhibit 3.1 to the Registrant's Current Report on Form 8-K (File No. 001-32410) filed with the SEC on January 28, 2005)
3.2	Amended and Restated By-laws of Registrant (incorporated by reference to Exhibit 3.2 to the Registrant's Registration Statement on Form S-4 (File No. 333 -) filed with the SEC on April 13, 2005).
3.3	Certificate of Designations of Convertible Perpetual Preferred Stock (incorporated by reference to Exhibit 3.2 to the Registrant's Current Report on Form 8-K (File No. 001-32410) filed with the SEC on January 28, 2005)

95

Exhibit Number	Description
4.1	Form of certificate of Series A common stock (incorporated by reference to Exhibit 4.1 to Amendment No. 6 to the Registrant's Registration Statement on Form S-1 (File No. 333-120187) (the "Form S-1") filed with the SEC on January 19, 2005)
4.2	Form of certificate of Convertible Perpetual Preferred Stock (incorporated by reference to Exhibit 4.2 to Amendment No. 5 to the Form S-1 filed with the SEC on January 13, 2005)
4.3	Third Amended and Restated Shareholders' Agreement, dated as of October 31, 2005, among Celanese Corporation, Blackstone Capital Partners (Cayman) Ltd. 1, Blackstone Capital Partners (Cayman) Ltd. 2, Blackstone Capital Partners (Cayman) Ltd. 3 and BA Capital Investors Sidecar Fund, L.P. (incorporated by reference to Exhibit 4.3 to the Registrant's Registration Statement filed on Form S-1 (File No. 333-127902) filed with the SEC on November 1, 2005)
4.4	Amended and Restated Registration Rights Agreement, dated as of January 26, 2005, among Blackstone Capital Partners (Cayman) Ltd. 1, Blackstone Capital Partners (Cayman) Ltd. 2, Blackstone Capital Partners (Cayman) Ltd. 3, BA Capital Investors Sidecar Fund, L.P. and Celanese Corporation (incorporated by reference to Exhibit 10.2 to the Form 8-K (File No. 001-32410) filed with the SEC on January 28, 2005)
10.1	Share Purchase and Transfer Agreement and Settlement Agreement, dated August 19, 2005, between Celanese Europe Holding GmbH & Co. KG, as the purchaser and Paulson & Co. Inc. and Arnold and S. Bleichroeder Advisers, LLC, each on behalf of its own and with respect to shares owned by the investment funds and separate accounts managed by it, as the sellers (incorporated by reference to Exhibit 10.1 to the Form 8-K (File No. 001-32410) filed with the SEC on August 19, 2005)

Title: President and Chief Executive Officer

Date: November 10, 2005

By: /s/ John J. Gallagher III

Name: John J. Gallagher III

Title: Executive Vice President and Chief
Financial Officer
(Principal Financial Officer)

Date: November 10, 2005

98

PROSPECTUS

Up to 23,000,000 Shares



Celanese

Celanese Corporation

SERIES A COMMON STOCK



The selling stockholders identified in this prospectus may offer up to 23,000,000 shares of Series A common stock of Celanese Corporation. The selling stockholders will receive all of the net proceeds from this offering.



The Series A common stock is listed on the New York Stock Exchange under the symbol "CE". The last reported sale price of Celanese Corporation's Series A common stock on the New York Stock Exchange on October 26, 2005 was \$16.48 per share.




Investing in the Series A common stock involves risks. See "Risk Factors" beginning on page

14.

At the time the selling stockholders offer shares by this prospectus, we will provide a prospectus supplement that will contain specific information about the terms of the offering and that may add to or update the information in this prospectus. You should read this prospectus and the applicable prospectus supplement carefully before you invest.

The selling stockholders may offer the shares in amounts, at prices and on terms determined by market conditions at the time of the offering. The selling stockholders may sell shares through agents they select or through underwriters and dealers they select. They also may sell securities directly to investors. If they use agents, underwriters or dealers to sell the securities, we will name them and describe their compensation in a prospectus supplement.

The Securities and Exchange Commission and state securities regulators have not approved or disapproved these securities, or determined if this prospectus is truthful or complete. Any representation to the contrary is a criminal offense.



November 7, 2005.

[THIS PAGE INTENTIONALLY LEFT BLANK.]

TABLE OF CONTENTS

	<u>Page</u>
Basis of Presentation	ii
Market and Industry Data and Forecasts	iv
Prospectus Summary	1
Risk Factors	14
Special Note Regarding Forward-Looking Statements	33
The Transactions	35
The Recent Restructuring	42
The Recent Financings	46
Use of Proceeds	47

Price Range of Common Stock	47
Dividend Policy	47
Capitalization	49
Unaudited Pro Forma Financial Information	50
Selected Historical Financial Data	58
Management's Discussion and Analysis of Financial Condition and Results of Operations	60
Industry Overview	133
Business	138
Management	171
Principal and Selling Stockholders	184
Certain Relationships and Related Party Transactions	187
Description of Indebtedness	191
Description of Capital Stock	198
Description of Convertible Perpetual Preferred Stock	203
Shares Eligible for Future Sales	206
Certain United States Federal Income and Estate Tax Consequences to non-U.S. Holders	208
Plan of Distribution	211
Validity of the Shares	213
Experts	213
Where You Can Find Additional Information	214
Index to Consolidated Financial Statements	F-1



You should rely only on the information contained in this prospectus. None of the Issuer nor its subsidiaries has authorized anyone to provide you with information different from that contained in this prospectus. The prospectus may be used only for the purposes for which it has been published and no person has been authorized to give any information not contained in this prospectus. If you receive any other information, you should not rely on it. The Issuer is not making an offer of these securities in any state where the offer is not permitted.

BASIS OF PRESENTATION

In this prospectus, the term "the Issuer" refers to Celanese Corporation, a Delaware corporation, and not to its respective subsidiaries and the terms "Celanese," "Company," "we," "our" and "us" refer to the Issuer and its subsidiaries on a consolidated basis. The term "BCP Crystal" refers to BCP Crystal US Holdings Corp., a Delaware corporation, and, prior to the Recent Restructuring, to BCP Caylux Holdings Luxembourg S.C.A., a Luxembourg partnership limited by shares (*société en commandite par actions*), and not their respective subsidiaries. The term "Celanese Holdings" refers to Celanese Holdings LLC, a Delaware limited liability company, and, prior to the Recent Restructuring, to BCP Crystal Holdings Ltd. 2, an exempted company incorporated under the laws of the Cayman Islands, and not their respective subsidiaries. The term "Purchaser" refers to our subsidiary, Celanese Europe Holding GmbH & Co. KG, formerly known as BCP Crystal Acquisition GmbH & Co. KG, a German limited partnership (*Kommanditgesellschaft, KG*), and not its subsidiaries, except where otherwise indicated. The terms "Original Stockholders" and "selling stockholders" refer to Blackstone Capital Partners (Cayman) Ltd. 1, Blackstone Capital Partners (Cayman) Ltd. 2, Blackstone Capital Partners (Cayman) Ltd. 3 and BA Capital Investors Sidecar Fund, L.P. The term "BACI" refers to BA Capital Investors Sidecar Fund, L.P. Unless we specifically state otherwise, references to "pro forma" give effect, in the manner described under "Unaudited Pro Forma Financial Information" and the notes thereto, to (1) the Transactions, the Recent Restructuring and the Recent Financings (each as defined in this prospectus), as if they had occurred on January 1, 2004, in the case of our unaudited pro forma statement of operations data for the year ended December 31, 2004, and (2) the Recent Financings in the case of our unaudited pro forma statement of operations data for the six months ended June 30, 2005. There is no pro forma impact of the Transactions, Recent Restructuring and Recent Financings on our financial position as of June 30, 2005, therefore, an unaudited pro forma balance sheet has not been prepared. The unaudited pro forma financial information does not reflect any adjustments for (1) the acquisition of Acetex and Vinamul Polymers and related financings; (2) the recent purchases of Celanese AG ("CAG") shares or (3) the potential future dispositions of a portion of our ownership interest in the cyclo-olefin copolymer ("COC") business, our interest in Pemeas GmbH, our sale of the emulsions powders business and our interest in Estech GmbH, each as described under "Summary—Recent Developments" below. The unaudited pro forma financial data is presented for informational purposes only and should not be considered indicative of actual consolidated results of operations that we would have reported had the Transactions, the Recent Restructuring, and the Recent Financings actually been consummated on the dates indicated and do not purport to indicate results of operations for any future period.

Pursuant to a voluntary tender offer commenced in February 2004, the Purchaser, an indirect wholly-owned subsidiary of the Issuer, in April 2004 acquired approximately 84% of the ordinary shares of Celanese AG (the "CAG Shares") outstanding. All references in this prospectus to the outstanding ordinary shares of CAG (as defined below) exclude treasury shares, unless expressly stated otherwise. As of June 30, 2005, the Issuer's indirect ownership of approximately 84% of the outstanding CAG Shares would equate to approximately 77% of the issued CAG Shares (including treasury shares). Pursuant to a mandatory offer commenced in September 2004 and continuing as of the date of this prospectus, the Purchaser acquired additional CAG Shares. In addition, in August 2005, the Purchaser acquired approximately 5.9 million, or approximately 12%, of the outstanding CAG Shares from two shareholders. As a result of these acquisitions, partially offset by the issuance of additional CAG Shares as a result of the exercise of options issued under the CAG stock option plan, as of the date of this prospectus, we own approximately 98% of the outstanding CAG Shares. The mandatory offer expires on December 1, 2005, unless further extended.

The Issuer does not have any independent external operations other than through the indirect ownership of CAG and Celanese Americas Corporation ("CAC"), their consolidated subsidiaries, non-consolidated subsidiaries, ventures and other investments. The Issuer's unaudited interim consolidated financial statements for the three and six months ended June 30, 2005 and the three months ended June 30, 2004, and the unaudited interim consolidated financial statements of Celanese AG for the three months ended March 31, 2004 (together, the "Unaudited Interim Consolidated Financial Statements") are included elsewhere in this prospectus. For accounting purposes, the Issuer

Financial Statements (as defined below) and Note 1 to the Unaudited Interim Consolidated Financial Statements for additional information on the basis of presentation and accounting policies of the Successor.

CAG is incorporated as a stock corporation (*Aktiengesellschaft, AG*) organized under the laws of the Federal Republic of Germany. As used in this prospectus, the term "CAG" refers to (i) prior to the Recent Restructuring, CAG and CAC, their consolidated subsidiaries, their non-consolidated subsidiaries, ventures and other investments, and (ii) following the Recent Restructuring, Celanese AG, its consolidated subsidiaries, its non-consolidated subsidiaries, ventures and other investments, except that with respect to shareholder and similar matters where the context indicates, "CAG" refers to Celanese AG. For accounting purposes, "Predecessor" refers to CAG and its subsidiaries.

The consolidated financial statements of the Successor for the nine months ended December 31, 2004, and the consolidated financial statements of the Predecessor for the three months ended March 31, 2004 and for each of the years ended December 31, 2003 and 2002 included in this prospectus (collectively, the "Consolidated Financial Statements") and the Unaudited Interim Consolidated Financial Statements were prepared in accordance with accounting principles generally accepted in the United States ("U.S. GAAP") for all periods presented. The Consolidated Financial Statements and the Unaudited Interim Consolidated Financial Statements reflect, for the periods indicated, the financial condition, results of operations and cash flows of the businesses transferred to CAG from Hoechst Aktiengesellschaft, also referred to as "Hoechst" in this prospectus, in a demerger that became effective on October 22, 1999, adjusted for acquisitions and divestitures. The Consolidated Financial Statements and the Unaudited Interim Consolidated Financial Statements and other financial information included in this prospectus, unless otherwise specified, have been presented to separately show the effects of discontinued operations. The results of the Successor are not comparable to the results of the Predecessor due to the differences in the basis of presentation of purchase accounting as compared to historical cost.

CAG is a foreign private issuer and previously filed its consolidated financial statements as of December 31, 2003 on Form 20-F. CAG changed its fiscal year to end on September 30 and also filed its consolidated financial statements as of September 30, 2004 and for the nine months then ended in its 2004 Annual Report on Form 20-F. In accordance with German law, the reporting currency of the CAG consolidated financial statements is the euro. As a result of the Purchaser's acquisition of voting control of CAG, the financial statements of CAG contained in this prospectus are reported in U.S. dollars to be consistent with our reporting requirements. For CAG's reporting requirements, the euro continues to be the reporting currency.

In the preparation of other information included in this prospectus, euro amounts have been translated into U.S. dollars at the applicable historical rate in effect on the date of the relevant event/period. For purposes of pro forma and prospective information, euro amounts have been translated into U.S. dollars using the rate in effect on December 31, 2004 or June 30, 2005, whichever is applicable. Our inclusion of this information is not meant to suggest that the euro amounts actually represent such dollar amounts or that such amounts could have been converted into U.S. dollars at any particular rate, if at all.

MARKET AND INDUSTRY DATA AND FORECASTS

This prospectus includes industry data and forecasts that the Issuer has prepared based, in part, upon industry data and forecasts obtained from industry publications and surveys and internal company surveys. Third-party industry publications and surveys and forecasts generally state that the information contained therein has been obtained from sources believed to be reliable. In this prospectus, the terms "SRI Handbook," "CMAI Methanol Analysis," "Nexant Chem Study 2003," "Nexant Chem Study 2002" and "Tecnon Orbichem Survey" refer to the SRI *International Chemical Economics Handbook*, CMAI *2002-2003 World Methanol Analysis*, Nexant Chem Systems *September 2003 PERP Acetic Acid Study*, Nexant Chem Systems *February 2002 Vinyl Acetate Study* and Tecnon Orbichem *Acetic Acid and Vinyl Acetate World Survey* September 2003 report, respectively. The statements regarding Celanese's market position in this prospectus are based on information derived from the SRI Handbook, CMAI Methanol Analysis, Tecnon Orbichem Survey, Nexant Chem Study 2002 and Nexant Chem Study 2003.



AO Plus™, BuyTiconaDirect™, CelActiv®, Celanex, Celcon®, Celstran®, Celvolit®, Compel®, GUR®, Hoecat®, Hostaform®, Impet®, Impet-HI®, Mowilith®, Nutrinova® DHA, Riteflex®, Sunett®, Topas®, Vandar®, VAntage™, Vectra®, Vectran®, Vinamul®, Elite®, Duroset® and certain other products and services named in this prospectus are registered trademarks and service marks of Celanese. Acetex® is a registered trademark of Acetex Corporation, a subsidiary of the Issuer. Fortron® is a registered trademark of Fortron Industries, a venture of Celanese.

PROSPECTUS SUMMARY

This summary highlights selected information in this prospectus, but it may not contain all of the information that you should consider before deciding to invest in our stock. You should read this entire prospectus carefully, including the "Risk Factors" section and the financial statements, which are included elsewhere in this prospectus.

See "Market and Industry Data and Forecasts" on page iv for the sources of our leadership statements below.

CELANESE CORPORATION

We are an integrated global producer of value-added industrial chemicals and have #1 or #2 market positions worldwide in products comprising the majority of our sales. We are also the world's largest producer of acetyl products, including acetic acid, vinyl acetate monomer (VAM) and polyacetal products (POM) and a leading global producer of high-performance engineered polymers used in consumer and industrial products and designed to meet highly technical customer requirements. Our operations are located in North America, Europe and Asia. We believe we are one of the lowest-cost producers of key building block chemicals in the acetyls chain, such as acetic acid and VAM, due to our economies of scale, operating efficiencies and proprietary production technologies.

We have a large and diverse global customer base consisting principally of major companies in a broad array of industries. For the three months ended March 31, 2004, approximately 38% of our net sales by the Predecessor were to customers located in North America, approximately 40% to customers in Europe/Africa and approximately 22% to customers in Asia, Australia and the rest of the world. For the nine months ended December 31, 2004, approximately 37% of our net sales by the Successor were to customers located in North America, approximately 39% to customers in Europe/Africa and approximately 24% to customers in Asia, Australia and the rest of the world.

Segment Overview

We operate through four business segments: Chemical Products, Technical Polymers Ticona, Acetate Products and Performance Products. The table below illustrates each segment's net sales to external customers for the three months ended March 31, 2004, by the Predecessor and for the nine months ended December 31, 2004, by the Successor, as well as each segment's major products and end use markets.

	Chemical Products	Technical Polymers Ticona	Acetate Products ⁽²⁾	Performance Products
2004 Net Sales ⁽¹⁾				
Predecessor (three months ended March 31, 2004)	\$789 million	\$227 million	\$172 million	\$44 million
Successor (nine months ended December 31, 2004)	\$2,491 million	\$636 million	\$523 million	\$131 million
Major Products	<ul style="list-style-type: none"> • Acetic acid • Vinyl acetate monomer (VAM) • Polyvinyl alcohol (PVOH) • Emulsions • Acetic anhydride • Acetate esters • Carboxylic acids • Methanol 	<ul style="list-style-type: none"> • Polyacetal products (POM) • UHMW-PE (GUR) • Liquid crystal polymers (Vectra) • Polyphenylene sulfide (Fortron) 	<ul style="list-style-type: none"> • Acetate tow • Acetate filament 	<ul style="list-style-type: none"> • Sunett sweetener • Sorbates

Major End-Use Markets	<ul style="list-style-type: none"> • Paints • Coatings • Adhesives • Lubricants • Detergents 	<ul style="list-style-type: none"> • Fuel system components • Conveyor belts • Electronics • Seat belt mechanisms 	<ul style="list-style-type: none"> • Filter products • Textiles 	<ul style="list-style-type: none"> • Beverages • Confections • Baked goods • Dairy products
------------------------------	---	---	---	---



- (1) Net sales of \$1,243 million for the Predecessor for the three months ended March 31, 2004 and \$3,826 million for the Successor for the nine months ended December 31, 2004, also include \$11 million and \$45 million in net sales from Other Activities, respectively, primarily attributable to our captive insurance companies. 2004 net sales of Chemical Products excludes inter-segment sales of \$29 million with respect to the Predecessor for the three months ended March 31, 2004 and \$82 million with respect to the Successor for the nine months ended December 31, 2004.
- (2) In October 2004, we announced our plans to exit the acetate filament business, which ceased production in April 2005, and to consolidate our flake and tow production at three sites, instead of five.

Chemical Products

Our Chemical Products segment produces and supplies acetyl products, including acetic acid, acetate esters, vinyl acetate monomer, polyvinyl alcohol, and emulsions. We are a leading global producer of acetic acid, the world's largest producer of vinyl acetate monomer and the largest North American producer of methanol, the major raw material used for the production of acetic acid. We are also the largest polyvinyl alcohol producer in North America.

Technical Polymers Ticona

Our Technical Polymers Ticona segment develops, produces and supplies a broad portfolio of high performance technical polymers for use in automotive and electronics products and in other consumer and industrial applications, often replacing metal or glass. Together with our 45%-owned venture Polyplastics Co. Ltd ("Polyplastics"), our 50%-owned venture Korea Engineering Plastics Company Ltd., and Fortron Industries, our 50%-owned venture with Kureha Chemicals Industry of Japan, we are a leading participant in the global technical polymers business.

Acetate Products

Our Acetate Products segment primarily produces and supplies acetate tow, which is used in the production of filter products. We are one of the world's leading producers of acetate tow including production by our ventures in China. In October 2004, we announced plans to consolidate our acetate flake and tow manufacturing by early-2007 and to exit the acetate filament business, which ceased production in April 2005. This restructuring has been implemented to increase efficiency, reduce over-capacities in certain manufacturing areas and to focus on products and markets that provide long-term value.

Performance Products

The Performance Products segment operates under the trade name of Nutrinova and produces and sells a high intensity sweetener and food protection ingredients, such as sorbates, for the food, beverage and pharmaceuticals industries.

Competitive Strengths

We have benefited from a number of competitive strengths, including the following:

- ***Leading Market Positions*** . We have #1 or #2 market positions globally in products that make up a majority of our sales according to SRI Handbook and Tecnon Orbichem Survey. Our leadership positions are based on our large share of global production capacity, operating efficiencies, proprietary technology and competitive cost structures in our major products.

- *Proprietary Production Technology and Operating Expertise* . Our production of acetyl products employs industry leading proprietary and licensed technologies, including our proprietary AO Plus acid-optimization technology for the production of acetic acid and VAntage vinyl acetate monomer technology.
- *Low Cost Producer* . Our competitive cost structures are based on economies of scale, vertical integration, technical know-how and the use of advanced technologies.
- *Global Reach* . We operate 31 production facilities (excluding our ventures) throughout the world, with major operations in North America, Europe and Asia. Ventures owned by us and our partners operate ten additional facilities. Our infrastructure of manufacturing plants, terminals, and sales offices provides us with a competitive advantage in anticipating and meeting the needs of our global and local customers in well-established and growing markets, while our geographic diversity reduces the potential impact of volatility in any individual country or region. We have a strong and growing presence in Asia (particularly in China) where ventures owned by us and our partners operate three additional facilities.

-
- *International Strategic Investments* . Our strategic investments, including our ventures, have enabled us to gain access, minimize costs and accelerate growth in new markets, while also generating significant cash flow and earnings.
 - *Diversified Products and End-Use Markets* . We offer our customers a broad range of products in a wide variety of end-use markets. This product diversity and exposure help us reduce the potential impact of volatility in any individual market segment.

Business Strategies

We are focused on increasing operating cash flows, profitability, return on investment and shareholder value, which we believe can be achieved through the following business strategies:

- *Maintain Cost Advantage and Productivity Leadership* . We continually seek to reduce our production and raw material costs. Our advanced process control projects (APC) generate savings in energy and raw materials while increasing yields in production units. We intend to continue using best practices to reduce costs and increase equipment reliability in maintenance and project engineering.
- *Focused Business Investment* . We intend to continue investing strategically in growth areas, including new production capacity, to extend our global market leadership position. We expect to continue to benefit from our investments and capacity expansion that enable us to meet increases in global demand.
- *Maximize Cash Flow and Reduce Debt* . Over the past several years, we have generated a significant amount of operating cash flow. Between January 1, 2002 and March 31, 2004, the Predecessor generated over \$650 million of net cash provided by operating activities. Between April 1, 2004 and December 31, 2004, the Successor consumed over \$60 million of net cash used in operating activities. The cash flow used by operations was affected by the one-time payment of a \$95 million obligation to a third party, \$59 million associated with the exercising of stock appreciation rights, pension contributions totaling \$409 million and higher interest expense due to increased debt levels. We expect improvement in our operating cash flow through increased productivity in our operations, increased cash dividends from our ventures, reduced pension contributions and pursuing additional cost reduction efforts. We believe in a focused capital expenditure plan that is dedicated to attractive investment projects. The Company is targeting a \$125 million reduction in selling, general and administrative expense over the next two to three years. In addition, the Company is seeking a \$100 million improvement in procurement costs in the next two to three years. We intend to use our free cash flow to reduce indebtedness and selectively

expand our businesses. The operating cash flow used by the Predecessor for the three months ended March 31, 2004 was \$107 million. The operating cash flow generated by Successor for the six months ended June 30, 2005 was \$190 million. As of June 30, 2005, we had total debt of \$3,393 million and cash and cash equivalents of \$959 million. See "Capitalization" for additional information.

- *Deliver Value-Added Solutions* . We continually develop new products and industry leading production technologies that solve our customers' problems. We believe that our customers value our expertise, and we will continue to work with them to enhance the quality of their products.
- *Enhance Value of Portfolio* . We will continue to further optimize our business portfolio through divestitures, acquisitions and strategic investments that enable us to focus on businesses in which we can achieve market, cost and technology leadership over the long term. In addition, we intend to continue to expand our product mix into higher value-added products.

THE TRANSACTIONS

As used in this prospectus, the term "Transactions" means, collectively, the Tender Offer, the Original Financing, and the Refinancing described under "The Transactions" elsewhere in this prospectus.

Pursuant to the Tender Offer, in April 2004 the Purchaser, an indirect wholly owned subsidiary of the Issuer, acquired, at a price of €32.50 per share, a total of 41,588,227 CAG Shares, representing approximately 84% of the CAG Shares outstanding as of December 31, 2004. Pursuant to a mandatory offer commenced in September 2004 and continuing as of the date of this prospectus, the Purchaser acquired additional CAG Shares. In addition, in August 2005, we acquired approximately 5.9 million, or approximately 11.8%, of the outstanding CAG Shares from two shareholders. As a result of these acquisitions, partially offset by the issuance of additional shares of CAG as a result of the exercise of options issued under the CAG stock option plan, as of the date of this prospectus, we own approximately 98% of the outstanding CAG Shares. The Purchaser may from time to time purchase or be required to purchase any or all of the outstanding CAG Shares not owned by it in market transactions or otherwise. Examples of instances in which the Purchaser may be required to purchase additional CAG Shares include the ongoing mandatory offer relating to the domination and profit and loss transfer agreement entered into by the Purchaser and CAG, or additional mandatory offers required by actions that the Purchaser or its affiliates may take in the future, such as a possible delisting of the CAG Shares from the Frankfurt Stock Exchange, a possible squeeze-out of the minority shareholders of CAG or a possible conversion of CAG into a different legal form. The Purchaser's decision to pursue subsequent voluntary purchases will depend on, among other factors, the then-prevailing market prices and any negotiated terms with minority shareholders. See "The Transactions—Post-Tender Offer Events."

RECENT RESTRUCTURING

We recently completed an internal restructuring of certain of our operations. See "The Recent Restructuring."

RECENT DEVELOPMENTS

Celanese Corporation IPO . The Issuer recently completed its initial public offering of its Series A common stock and a concurrent offering of preferred stock. In addition, we have amended and restated our senior credit facilities and have borrowed additional amounts thereunder. The net proceeds of these offerings, together with the borrowings under the amended and restated senior credit facilities, were used to redeem a portion of the senior discount notes and a portion of the senior subordinated notes of our subsidiaries, to repay the floating rate term loan of our subsidiaries and to pay a special dividend to the Original Stockholders. See "The Recent Financings."

Special Dividends . In March 2005, Celanese Corporation issued a stock dividend of 7.5 million shares of its Series A common stock to the holders of its Series B common stock. In addition, on April 7, 2005, Celanese Corporation used a portion of the proceeds of the Recent Financings to pay a special cash dividend to holders of its Series B common stock of \$804 million, which was declared on March 8, 2005. See Note 3 to the

Consolidated Financial Statements. See "The Recent Financings," "Management's Discussion and Analysis of Financial Condition and Results of Operations" and "Principal and Selling Stockholders."

Acetate Restructuring . In October 2004, we announced plans to implement a strategic restructuring of our acetate business to increase the efficiency, reduce overcapacity in certain areas and to focus on products and markets that provide long-term value. As part of this restructuring, we plan to exit the acetate filament business, which ceased production in April 2005, and to consolidate our acetate flake and tow operations at three locations, instead of five. The restructuring resulted in \$50 million of asset impairment charges recorded as a special charge and \$12 million in charges to depreciation for related asset retirement obligations for the nine months ended December 31, 2004.

Acetex Acquisition . In July 2005, we acquired Acetex Corporation ("Acetex") for \$270 million and assumed Acetex's \$247 million of debt (net of acquired cash of \$54 million). Acetex's operations include an acetyls business with plants in Europe and a North American specialty polymers and film business. Acetex has entered into a front-end engineering design for the construction of an acetyls complex in Saudi Arabia. We acquired Acetex using existing cash. We caused Acetex to exercise its option to redeem its 10 7/8% senior notes due 2009 totaling approximately \$265 million. The redemption was funded primarily with available cash and took place on August 19, 2005. The redemption price was approximately \$280 million, which represented 105.438% of the outstanding principal amount, plus accrued and unpaid interest to August 19, 2005. On August 25, 2005, the Company repaid the remaining \$36 million of assumed debt with available cash. Acetex has two primary businesses: the Acetyls Business and the Specialty Polymers and Films Business. The Acetyls business produces acetic acid, polyvinyl alcohol and vinyl acetate monomer and will be operated as part of our Chemical Products segment. The Specialty Polymers and Films Business produces specialty polymers (used in the manufacture of a variety of plastics products, including packaging and laminating products, auto parts, adhesives and medical products) as well as products for the agricultural, horticultural and construction industries and will be included in Other Activities.

Vinamul Polymers Acquisition . In February 2005, we acquired Vinamul Polymers, the North American and European emulsion polymer business of National Starch and Chemical Company, for \$208 million. National Starch and Chemical Company is a subsidiary of Imperial Chemical Industries PLC. The Vinamul Polymers product line includes vinyl acetate-ethylene copolymers, vinyl acetate homopolymers and copolymers, and acrylic and vinyl acrylic emulsions. Vinamul Polymers operates manufacturing facilities in the United States, Canada, the United Kingdom and The Netherlands. As part of the agreement, National Starch and Chemical Company will continue to supply Vinamul Polymers with starch, dextrin and other specialty ingredients following the acquisition. We will supply the Vinamul Polymers business with vinyl acetate monomer and polyvinyl alcohols. We financed this acquisition primarily through \$200 million of borrowings under the Acquisition Facilities.

Proposed Dispositions . In December 2004, we approved a plan to dispose of a portion of our ownership interest in the COC business included within the Technical Polymers Ticona segment and our interest in Pemeas GmbH, the fuel cell venture included in Other Activities. This decision resulted in \$32 million and \$24 million of asset impairment charges recorded in the nine months ended December 31, 2004 and the six months ended June 30, 2005, respectively as a special charge related to the COC business. The revenues and the operating loss for COC were \$10 million and \$37 million for the six months ended June 30, 2005, \$8 million and \$59 million for the nine months ended December 31, 2004, \$1 million and \$9 million for the three months ended March 31, 2004 and \$7 million and \$35 million for the year ended December 31, 2003, respectively. The revenues for the fuel cell business were not material for any period presented. Operating loss for the fuel cell business was \$3 million for the six months ended June 30, 2005, \$8 million for the nine months ended December 31, 2004, \$2 million for the three months ended March 31, 2004 and \$12 million for the year ended December 31, 2003. As of June 30, 2005, the estimated total assets of COC was approximately \$12 million, and the estimated total assets of Pemeas GmbH was \$19 million.

On October 5, 2005, we announced we have signed a letter of intent to divest our COC business to a venture between Daicel Chemical Industries Ltd. and our polyplastic venture, Polyplastics Co. Ltd.

In July 2005, we announced an intention to sell our emulsion powders business to National Starch and Chemical Company and to Elatex AG, both subsidiaries of ICI. This transaction closed in September 2005.

In August 2005, the Issuer and Hatco Corporation agreed to wind up Estech GmbH, its venture for neopropyl esters. During the six months ended June 30, 2005 the Issuer recorded an impairment charge of \$10 million related to this matter. This venture had a net book value of zero as of June 30, 2005.

Stock Incentive Plan, Deferred Compensation Plan and Bonuses . In December 2004, we adopted a stock incentive plan and a deferred compensation plan to assist us in recruiting, retaining and motivating key employees, directors and consultants. Celanese Corporation has paid bonuses of \$2 million, in the aggregate, to certain members of management in 2005. In addition, three of our named executive officers will be eligible to receive retention bonuses totaling approximately \$13 million in the aggregate, fifty percent of which has been paid in 2004.

Under the Stock Incentive Plan, Celanese Corporation has granted options with the exercise price equal to the fair market value of its Series A common stock. In addition, it has sold 1,666,917 shares of its Series A common stock at \$7.20 per share under its Stock Incentive Plan to certain of our executive officers, employees and directors. In connection with such issuance, we recorded a compensation expense equal to the difference between the issue price and the fair market value of Series A common stock times the number of shares issued below the initial public offering price, in the aggregate amount of approximately \$14 million.

The aggregate maximum amount payable under the deferred compensation plan is \$192 million. The initial component of the deferred compensation plan totaling an aggregate of approximately \$27 million vested in the fourth quarter of 2004 and was paid in the first quarter of 2005. We recorded a charge in the fourth quarter of 2004 for the first \$27 million of the deferred compensation plan.

See "Management—Stock Incentive Plan," "—Deferred Compensation Plan" and "—Bonus".

Internal Controls . We are evaluating our internal controls over financial reporting in order to allow management to report on, and our independent auditors to attest to, our internal controls over financial reporting, as required by Section 404 of the Sarbanes-Oxley Act of 2002 and rules and regulations of the SEC thereunder. The management's certified report and auditor attestation requirements of Section 404 will initially apply to Celanese Corporation as of December 31, 2006 and CAG as of September 30, 2006. If we are not able to implement the requirements of Section 404 in a timely manner or with adequate compliance, it may have a significant and adverse effect on our business and reputation and our internal controls would be considered ineffective for the purposes of Section 404. In addition to, and separate from, our evaluation of internal controls under Section 404, in 2004 we identified and remediated two significant deficiencies in our internal controls. In 2005, during the course of the audit of our financial statements as of and for the nine months ended December 31, 2004, we and our independent auditors identified two material weaknesses in our internal controls relating to the period covered by such financial statements. The ongoing material weaknesses and the identification of any other significant deficiencies in the future could affect our ability to ensure timely and reliable financial reports. If we have other deficiencies or weaknesses and are unable to remediate such deficiencies or weaknesses in internal controls in a timely manner, our ability to record, process, summarize and report financial information within the time periods specified in the rules and forms of the SEC will be adversely affected. See "Risk Factors—Risks Related to the Acquisition of CAG—Our internal controls over financial reporting may not be effective and our independent auditors may not be able to certify as to their effectiveness, which could have a significant and adverse effect on our business and reputation" and "—We and our independent auditors have identified significant deficiencies and material weaknesses in our internal controls that could affect our ability to ensure timely and reliable financial reports."

Partial Redemption of the Notes . In February 2005, subsidiaries of the Issuer redeemed approximately 35% of the aggregate principal amount of the senior subordinated notes and approximately 35% of the aggregate principal amount at maturity of the senior discount notes with a portion of the net proceeds from the offering by the Issuer of its Series A common stock and preferred stock that was contributed to such subsidiaries for that purpose.

Recent Purchases of CAG Shares . In August 2005, we acquired approximately 5.9 million, or approximately 11.8%, of the outstanding CAG Shares from two shareholders of CAG for the aggregate consideration of approximately €302 million (\$369 million). In addition, we paid to such shareholders an additional purchase price of approximately €12 million (\$15 million) in consideration

for the settlement of certain claims and for such shareholders agreeing to, among other things, (1) accept the shareholders' resolutions passed at the extraordinary general meeting of CAG held on July 30 and 31, 2004 and the annual general meeting of CAG held on May 19 and 20, 2005, (2) acknowledge the legal effectiveness of the domination and profit and loss transfer agreement, (3) irrevocably withdraw and abandon all actions, applications and appeals each brought or joined in legal proceedings related to, among other things, challenging the effectiveness of the Domination Agreement and amount of fair cash compensation offered by Purchaser in the mandatory offer required by Section 305(1) of the German Stock Corporation Act, (4) refrain from acquiring any CAG Shares or any other investment in CAG, and (5) refrain from taking any future legal action with respect to shareholder resolutions or corporate actions of CAG. We paid the aggregate consideration of €314 million (\$384 million) for the additional CAG Shares that we acquired from such shareholders and for the agreements described above using available cash. We also announced that we would increase our offer to purchase any remaining outstanding CAG Shares to €51 per share (plus interest on €41.92 per share) for all minority shareholders that would accept the increased offer on or prior to September 29, 2005 and waive their rights to participate in an increase of the offer consideration as a result of the pending award proceedings. In addition, all shareholders who tendered their shares pursuant to the mandatory offer of €41.92 per share, plus interest, commenced in September 2004 and continuing as of the date of this prospectus, were entitled to claim the difference between the increased offer of €51 per share and the mandatory offer of €41.92 per share. Any shareholder who accepted the increased offer of €51 per share, or claimed the difference between the mandatory offer and the increased offer, was obligated to agree to waive its rights to participate in any possible future increase of the offer consideration as a result of the pending award proceedings. For minority shareholders who did not accept the increased offer on or prior to the September 29, 2005 expiration date, the terms of the original €41.92 per share mandatory offer will continue to apply. The mandatory offer will expire on December 1, 2005, unless further extended. As a result of these acquisitions, partially offset by the issuance of additional shares of CAG as a result of the exercise of options issued under the CAG stock option plan, as of the date of this prospectus, we own approximately 98% of the outstanding CAG Shares.

Shutdown of Texas Gulf Coast Plants. In September 2005, we announced a controlled shutdown of our plants in Clear Lake, Pasadena, Bay City and Bishop, Texas in preparation for Hurricane Rita. We subsequently announced that these plants sustained minimal damage from this hurricane and that we are in the process of resuming production at these plants. We believe the hurricane will have an aggregate negative impact on earnings of approximately \$15 million in the third and fourth quarters of 2005.



Our principal executive offices are located at 1601 West LBJ Freeway, Dallas, TX 75234-6034 and our main telephone number is +1-972-443-4000.

THE OFFERING

Common stock offered by the selling stockholders	Up to 23,000,000 shares of Series A common stock
Common stock to be outstanding before and after this offering	158,562,161 shares
Use of proceeds	The selling stockholders will receive all net proceeds from the

sale of the shares of our common stock in this offering. We will not receive any of the proceeds from the sale of shares of common stock by the selling stockholders.

Dividend policy

Our board of directors adopted a policy of declaring, subject to legally available funds, a quarterly cash dividend on each share of our common stock at an annual rate initially equal to approximately 1% of the \$16 price per share in the initial public offering of our Series A common stock (or \$0.16 per share) unless our board of directors, in its sole discretion, determines otherwise, commencing the second quarter of 2005. Pursuant to this policy, the Company paid the first quarterly dividend of \$0.04 per share on August 11, 2005 and intends to pay the second quarterly dividend of \$0.04 per share on November 1, 2005. However, there is no assurance that sufficient cash will be available in the future to pay such dividend. Further, such dividends payable to holders of our Series A common stock dividend cannot be declared or paid nor can any funds be set aside for the payment thereof, unless we have paid or set aside funds for the payment of all accumulated and unpaid dividends with respect to the shares of our preferred stock, as described below.

Our board of directors may, at any time, modify or revoke our dividend policy on our Series A common stock.

We are required under the terms of the preferred stock to pay scheduled quarterly dividends, subject to legally available funds. See "Dividend Policy."

New York Stock Exchange symbol

"CE"

Unless we specifically state otherwise, all information in this prospectus:

- assumes an offering of 20,000,000 shares by the selling stockholders and no exercise by the underwriters of their over-allotment option, if any;
- excludes
 - 12,097,177 shares of Series A common stock reserved for issuance upon exercise of options granted to certain of our executive officers, key employees and directors upon consummation of our initial public offering, with an exercise price equal to the price to public per share in the initial public offering; and

-
- 2,468,546 additional shares of Series A common stock reserved for issuance in connection with our equity incentive plans;
 - 12,000,000 shares of Series A common stock reserved for issuance upon conversion of our

preferred stock; and

- does not reflect our acquisitions of Acetex and Vinamul Polymers or the indebtedness we incurred in connection with those acquisitions or our recent purchase of 5.9 million of CAG shares for any period ending prior to the respective closing dates of such acquisitions.

RISK FACTORS

Investing in our stock involves risks. You should carefully consider all the information in this prospectus prior to investing in our stock. In particular, we urge you to consider carefully the factors set forth under the heading "Risk Factors."

9

SUMMARY HISTORICAL AND PRO FORMA FINANCIAL DATA

The balance sheet data shown below for December 31, 2003 and 2004, and the statements of operations and cash flow data for 2002, 2003 and the three months ended March 31, 2004 and the nine months ended December 31, 2004, all of which are set forth below, are derived from the audited Consolidated Financial Statements included elsewhere in this prospectus and should be read in conjunction with those financial statements and the notes thereto. The balance sheet data shown below as of June 30, 2005, and the statements of operations and cash flows data for the three months ended June 30, 2004 and the six months ended June 30, 2005, all of which are set forth below, are derived from the Unaudited Interim Consolidated Financial Statements, included elsewhere in this prospectus and should be read in conjunction with those financial statements and the notes thereto. The balance sheet data for 2002 is derived from CAG's audited financial statements which are not included in this prospectus.

The following summary unaudited pro forma financial data have been prepared to give pro forma effect to (1) the Transactions, the Recent Restructuring and the Recent Financings, as if they had occurred on January 1, 2004, in the case of our unaudited pro forma statement of operations data for the year ended December 31, 2004, and (2) the Recent Financings in the case of our unaudited pro forma statement of operations data for the six months ended June 30, 2005. There is no pro forma impact of the Transactions, Recent Restructuring and Recent Financings on our financial position as of June 30, 2005; therefore, an unaudited pro forma balance sheet has not been prepared. The unaudited pro forma financial data is for informational purposes only and should not be considered indicative of actual consolidated results of operations that we would have reported had the Transactions, the Recent Restructuring, and the Recent Financings actually been consummated on the dates indicated and do not purport to indicate results of operations for any future period. You should read the following data in conjunction with "The Transactions," "The Recent Restructuring," "The Recent Financings," "Unaudited Pro Forma Financial Information," "Management's Discussion and Analysis of Financial Condition and Results of Operations," the Consolidated Financial Statements and the Unaudited Interim Consolidated Financial Statements included elsewhere in this prospectus.

As of June 30, 2005, the Purchaser, an indirect wholly owned subsidiary of the Issuer, owned approximately 84% of the CAG Shares then outstanding and the pro forma information assumes that we do not acquire any additional CAG Shares. As a result of the acquisition of approximately 5.9 million CAG Shares from two shareholders of CAG in August 2005, as well as CAG Shares acquired pursuant to the mandatory offer commenced in September 2004 and continuing as of the date of this prospectus partially offset by the issuance of additional CAG Shares as a result of the exercise of options issued under the CAG stock option plan, as of the date of this prospectus, we own approximately 98% of the outstanding CAG Shares. The Issuer, apart from the financing of the Transactions, does not have any independent external operations other than through the indirect ownership of CAG and CAC, their consolidated subsidiaries, their non-consolidated subsidiaries, ventures and other investments. Accordingly, financial and other information of CAG is presented in this prospectus. This prospectus presents the financial information relating to CAG and its subsidiaries under the caption "Predecessor" and the information relating to us under the caption "Successor." See "The Transactions."

	Predecessor		Successor					
	Year Ended December 31,		Three Months Ended	Three Months Ended	Nine Months Ended	Six Months Ended	Pro Forma ⁽¹⁾	
	2002	2003	March 31, 2004	June 30, 2004	December 31, 2004	June 30, 2005	Year Ended December 31, 2004	Six Months Ended June 30, 2005
		(unaudited)			(unaudited)		(unaudited)	(unaudited)
(in millions, except shares and per share data)								
Statement of Operations Data :								
Net sales	\$ 3,836	\$ 4,603	\$ 1,243	\$ 1,229	\$ 3,826	\$ 3,026	\$ 5,069	\$ 3,026
Cost of sales	(3,171)	(3,883)	(1,002)	(1,058)	(3,092)	(2,300)	(4,001)	(2,300)
Selling, general and administrative expenses	(446)	(510)	(137)	(125)	(498)	(297)	(625)	(287)
Research and development expenses	(65)	(89)	(23)	(22)	(67)	(46)	(89)	(46)
Special charges ⁽²⁾ :								
Insurance recoveries associated with plumbing cases	—	107	—	2	1	4	1	4
Sorbates antitrust matters	—	(95)	—	—	—	—	—	—
Restructuring, impairment and other special charges, net	5	(17)	(28)	(1)	(92)	(69)	(99)	(34)
Foreign exchange gain (loss)	3	(4)	—	—	(3)	2	(3)	2
Gain (loss) on disposition of assets	11	6	(1)	—	3	(2)	2	(2)
Operating profit (loss)	173	118	52	25	78	318	255	363
Equity in net earnings of affiliates	21	35	12	18	36	27	48	27
Interest expense	(55)	(49)	(6)	(130)	(300)	(244)	(250)	(134)
Interest and other income (expense), net ⁽³⁾	41	92	14	(17)	12	45	26	45
Income tax benefit (provision)	(57)	(53)	(17)	(10)	(70)	(51)	(109)	(51)
Minority interests	—	—	—	(10)	(8)	(38)	(23)	(38)
Earnings (loss) from continuing operations	123	143	55	(124)	(252)	57	(53)	212
Earnings (loss) from discontinued operations, net of income tax	27	6	23	(1)	(1)	—	—	—
Cumulative effect of changes in accounting principles, net of income tax	18	(1)	—	—	—	—	—	—
Net earnings (loss)	\$ 168	\$ 148	\$ 78	\$ (125)	\$ (253)	\$ 57	\$ (53)	\$ 212
Earnings (loss) per common share— basic ⁽⁴⁾ :								
Continuing operations	\$ 2.44	\$ 2.89	\$ 1.12	\$ (1.25)	\$ (2.54)	\$ 0.35	\$ (0.40)	\$ 1.31
Discontinued operations	\$ 0.54	\$ 0.12	\$ 0.46	\$ (0.01)	\$ (0.01)	\$ —	\$ —	\$ —
Cumulative effect of change in accounting principle	\$ 0.36	\$ (0.02)	—	—	—	—	—	—
Net earnings (loss)	\$ 3.34	\$ 2.99	\$ 1.58	\$ (1.26)	\$ (2.55)	\$ 0.35	\$ (0.40)	\$ 1.31
Weighted average shares— basic ⁽⁴⁾ :	50,329,346	49,445,958	49,321,468	99,377,884	99,377,884	150,182,788	158,544,801	158,544,801
Earnings (loss) per common share— diluted ⁽⁴⁾ :								
Continuing operations	\$ 2.44	\$ 2.89	\$ 1.11	\$ (1.25)	\$ (2.54)	\$ 0.35	\$ (0.40)	\$ 1.24

	Predecessor		Successor					Pro Forma ⁽¹⁾	
	Year Ended December 31,		Three Months Ended	Three Months Ended	Nine Months Ended	Six Months Ended	Year Ended	Six Months Ended	
	2002	2003	March 31, 2004	June 30, 2004	December 31, 2004	June 30, 2005	December 31, 2004	June 30, 2005	
			(unaudited)			(unaudited)		(unaudited)	(unaudited)
(in millions, except shares and per share data)									
Discontinued operations	\$ 0.54	\$ 0.12	\$ 0.46	\$ (0.01)	\$ (0.01)	\$ —			
Cumulative effect of change in accounting principle	\$ 0.36	\$ (0.02)	—	—	—	—			
Net earnings (loss)	\$ 3.34	\$ 2.99	\$ 1.57	\$ (1.26)	\$ (2.55)	\$ 0.35			
Weighted average shares—diluted ⁽⁴⁾ :	50,329,346	49,457,145	49,712,421	99,377,884	99,377,884	150,273,928	158,544,801	170,635,941	

	Predecessor		Successor				
	Year Ended December 31,		Three Months Ended	Three Months Ended	Nine Months Ended	Six Months Ended	
	2002	2003	March 31, 2004	June 30, 2004	December 31, 2004	June 30, 2005	
			(unaudited)			(unaudited)	
(in millions, except shares and per share data)							

Statement of Cash Flows Data:

Net cash provided by (used in) continuing operations:

Operating activities	\$ 363	\$ 401	\$ (107)	\$ (107)	\$ (63)	\$ 190
Investing activities	(139)	(275)	96	(1,649)	(1,810)	(138)
Financing activities	(150)	(108)	(43)	2,498	2,686	168

Balance Sheet Data:

Trade working capital ⁽⁵⁾	\$ 599	\$ 641		\$ 762	\$ 859
Total assets	6,417	6,814		7,410	7,396
Total debt	644	637		3,387	3,393
Shareholders' equity (deficit)	2,096	2,582		(112)	126

(1) As of June 30, 2005, we owned approximately 84% of the outstanding CAG Shares and the pro forma information presented above assumes that we do not acquire any additional CAG Shares. Any additional CAG shares purchased by the Company would result in lower future minority interest expense. In August 2005, we acquired approximately 5.9 million, or approximately 11.8%, of the outstanding CAG Shares from two shareholders, which increased our ownership percentage of CAG to approximately 96%. In addition, pursuant to a mandatory offer commenced in September 2004 and continuing as of the date of this prospectus, we acquired additional CAG shares. As a result of these acquisitions, partially offset by the issuance of additional shares of CAG as a result of the exercise of options issued under the CAG stock option plan, as of the date of this prospectus, we own approximately 98% of the outstanding CAG Shares. See "Prospectus Summary—Recent Developments—Recent Purchases of CAG Shares."

(2) Special charges include impairment charges, provisions for restructuring, which include costs associated with employee termination benefits and plant and office closures, certain insurance recoveries and other expenses and income incurred outside the normal course of ongoing operations. See Notes 21 and 13 to the Consolidated Financial Statements and Unaudited Interim Consolidated Financial Statements, respectively.

(3)

Interest and other income (expense), net, includes interest income, dividends from cost basis investments and other non-operating income (expense).

- (4) Earnings (loss) per share for the Predecessor periods has been calculated by dividing net earnings (loss) by the historical weighted average shares outstanding of the Predecessor. As the capital structure of the Predecessor and Successor are substantially different, the reported earnings (loss) per share are not comparable.

Successor basic earnings (loss) per common share is computed by dividing earnings (loss) available to common stockholders by the weighted average number of common shares outstanding during the periods. Successor diluted earnings (loss) per common share is computed by dividing earnings (loss) available to common stockholders by the sum of the weighted average common shares outstanding plus dilutive common shares for the period.

Pro forma basic earnings (loss) per common share is computed by dividing earnings (loss) available to common stockholders by the number of common shares outstanding assuming the Recent Financings and related share activity occurred on January 1, 2004. Pro forma diluted earnings per common share is computed by dividing earnings (loss) available to common Series A stockholders by the sum of the number of common shares outstanding assuming the Recent Financings and related share activity occurred on January 1, 2004 adjusted to give effect to common stock equivalents, if dilutive. Earnings (loss) available to common stockholders is computed by deducting preferred stock dividends from net earnings (loss).

12

Successor earnings (loss) per share is calculated as follows:

	Successor				
	Three Months Ended June 30, 2004	Nine Months Ended December 31, 2004	Six Months Ended June 30, 2005	Pro forma Year Ended December 31, 2004	Pro forma Six Months Ended June 30, 2005
	(unaudited)		(unaudited)	(unaudited)	(unaudited)
(in millions, except share and per share data)					
Earnings (loss) from continuing operations	\$ (124)	\$ (252)	\$ 57	\$ (53)	\$ 212
Less: Preferred dividend at a 4.25% dividend rate	—	—	(4)	(10)	(5)
Earnings (loss) from continuing operations available to common stockholders	(124)	(252)	53	(63)	207
(Loss) from discontinued operations, net of tax	(1)	(1)	—	—	—
Net earnings (loss) available to common stockholders	<u>\$ (125)</u>	<u>\$ (253)</u>	<u>\$ 53</u>	<u>\$ (63)</u>	<u>\$ 207</u>
Basic earnings (loss) from continuing operations per common share	<u>\$ (1.25)</u>	<u>\$ (2.54)</u>	<u>\$ 0.35</u>	<u>\$ (0.40)</u>	<u>\$ 1.31</u>
Diluted earnings (loss) from continuing operations per common share	<u>\$ (1.25)</u>	<u>\$ (2.55)</u>	<u>\$ 0.35</u>	<u>\$ (0.40)</u>	<u>\$ 1.24</u>
Basic net earnings (loss) per common share	<u>\$ (1.26)</u>	<u>\$ (2.54)</u>	<u>\$ 0.35</u>		
Diluted net earnings (loss) per common share	<u>\$ (1.26)</u>	<u>\$ (2.55)</u>	<u>\$ 0.35</u>		
Basic weighted average common shares outstanding ^(a) :	<u>99,377,884</u>	<u>99,377,884</u>	<u>150,182,788</u>	<u>158,544,801</u>	<u>158,544,801</u>
Diluted weighted average common shares outstanding ^(a)	<u>99,377,884</u>	<u>99,377,884</u>	<u>150,273,928</u>	<u>158,544,801</u>	<u>170,635,941</u>

(a) Weighted average common shares outstanding are calculated in the table below.

	Successor				Pro forma Six Months Ended June 30, 2005
	Three Months Ended June 30, 2004	Nine Months Ended December 31, 2004	Six Months Ended June 30, 2005	Pro forma Year Ended December 31, 2004	
	(unaudited)		(unaudited)	(unaudited)	(unaudited)
(in millions, except share and per share data)					
Basic weighted average common shares outstanding	99,377,844	99,377,884	150,182,788	158,544,801	158,544,801
Dilutive stock options	—	—	91,140	—	91,140
Assumed conversion of preferred stock	—	—	—	—	12,000,000
Dilutive weighted average common shares outstanding	<u>99,377,844</u>	<u>99,377,884</u>	<u>150,273,928</u>	<u>158,544,801</u>	<u>170,635,941</u>

For the six months ended June 30, 2005 and the pro forma year ended December 31, 2004, shares issuable upon the conversion of preferred stock and employee stock options which would have an anti-dilutive effect have been excluded from the calculation of dilutive earnings (loss) per share.

(5) Trade working capital is defined as trade accounts receivable from third parties and affiliates net of allowance for doubtful accounts, plus inventories, less trade accounts payable to third parties and affiliates. For the calculation of trade working capital, see note (4) to "Selected Historical Financial Data."

RISK FACTORS

An investment in our stock involves risks. You should carefully consider the risks described below, together with the other information in this prospectus, before deciding to purchase any shares in this offering.

Risks Related to the Acquisition of CAG

If the Domination Agreement ceases to be operative, the Issuer's managerial control over CAG is limited.

As of the date of this prospectus, we own 100% of the outstanding shares of CAC and approximately 98% of the outstanding shares of CAG. Our access to cash flows of, and our control of, CAG is subject to the continuing effectiveness of the Domination Agreement. See "The Transactions—Post-Tender Offer Events—Domination and Profit and Loss Transfer Agreement."

The Domination Agreement is subject to legal challenges instituted by dissenting shareholders. Minority shareholders have filed nine actions against CAG in the Frankfurt District Court (*Landgericht*), seeking, among other things, to set aside the shareholder resolutions passed at the extraordinary general meeting held on July 30 and 31, 2004 based, among other things, on the alleged violation of procedural requirements and information rights of the shareholders, to declare the Domination Agreement and the change in the fiscal year void and to prohibit CAG from performing its obligations under the Domination Agreement. Pursuant to German law, the time period for the filing of such challenges has expired. Further, several additional minority shareholders have joined the proceedings via third party intervention in support of the plaintiffs. The Purchaser has joined the proceedings via third party intervention in support of CAG. A ratification resolution (*Bestätigungsbeschluss*) to ratify the shareholders' resolutions passed at the extraordinary general meeting held on July 30 and 31, 2004 was submitted to a shareholder vote, and approved, at the annual general meeting of CAG held on May 19 and 20, 2005. Following the annual general meeting, several minority shareholders of CAG commenced legal actions with the Frankfurt District Court against the shareholders' resolutions passed at the annual shareholders meeting

as well, and requested that the court set aside the ratification resolution. In June 2005, the Frankfurt District Court has suspended the proceedings regarding the actions against the shareholders' resolutions passed at the extraordinary general meeting held on July 30 and 31, 2004 until a judicially final and binding decision is rendered with regard to the actions against the ratification resolution passed at the annual general meeting. In addition, a German court could revoke the registration of the Domination Agreement in the commercial register. On August 2, 2004, two minority shareholders instituted public register proceedings with the Königstein Local Court (*Amtsgericht*) and the Frankfurt District Court, both with a view to have the registration of the Domination Agreement in the Commercial Register deleted (*Amtslöschungsverfahren*). In June 2005, the Frankfurt District Court ruled that it does not have jurisdiction over this matter. The proceeding in the Königstein Local Court is still pending. See "Business—Legal Proceedings."

If the Domination Agreement ceases to be operative, the Purchaser's ability, and thus our ability to control the board of management decisions of CAG, will be significantly limited by German law. As a result, we may not be able to ensure that our strategy for the operation of our business can be fully implemented. In addition, our access to the operating cash flow of CAG in order to fund payment requirements on our indebtedness will be limited, which could have a material adverse effect on the value of our stock.

If the Domination Agreement ceases to be operative, certain actions taken under the Domination Agreement might have to be reversed.

If legal challenges of the Domination Agreement by dissenting shareholders of CAG are successful, some or all actions taken under the Domination Agreement, including the Recent Restructuring, may be required to be reversed and the Purchaser may be required to compensate CAG for damages caused by such actions. Any such event could have a material adverse effect on our ability to make payments on our indebtedness and on the value of our stock.

Minority shareholders may interfere with CAG's future actions, which may prevent us from causing CAG to take actions which may have beneficial effects for the holders of the notes.

The Purchaser currently owns approximately 98% of the CAG Shares. Shareholders unrelated to us hold the remainder of the outstanding CAG Shares. German law provides certain rights to minority shareholders, which could have the effect of delaying, or interfering with, corporate actions (including those requiring shareholder approval), such as the potential application for revocation of admission of the CAG Shares to the Frankfurt Stock Exchange, the squeeze-out and the potential conversion of CAG from its current legal form of a stock corporation into a limited partnership (*Kommanditgesellschaft, KG*) or a limited liability company (*Gesellschaft mit beschränkter Haftung, GmbH*) in accordance with the provisions of the German Transformation Act (*Umwandlungsgesetz, UmwG*). Minority shareholders may be able to delay or prevent the implementation of CAG's corporate actions irrespective of the size of their shareholding. Any challenge by minority shareholders to the validity of a corporate action may be subject to judicial resolution that may substantially delay or hinder the implementation of such action. Such delays of, or interferences with, corporate actions as well as related litigation may limit our access to CAG's cash flows and make it difficult or impossible for us to take or implement corporate actions which may be desirable in view of our operating or financial requirements, including actions which may have beneficial effects for our shareholders.

CAG's board of management may refuse to comply with instructions given by the Purchaser pursuant to the Domination Agreement, which may prevent us from causing CAG to take actions which may have beneficial effects for our shareholders.

Under the Domination Agreement, the Purchaser is entitled to give instructions directly to the board of management of CAG, including, but not limited to, instructions that are disadvantageous to CAG, as long as such disadvantageous instructions benefit the Purchaser or the companies affiliated with either the Purchaser or CAG. CAG's board of management is required to comply with any such instruction, unless, at the time when such instruction is given, (i) it is, in the opinion of the board of management of CAG, obviously not in the interests of the Purchaser or the companies affiliated with either the Purchaser or CAG, (ii) in the event of a disadvantageous instruction, the negative consequences to CAG are disproportionate to the benefits to the Purchaser or the companies affiliated with either the Purchaser or CAG, (iii) compliance with the instruction would violate legal or statutory restrictions, (iv) compliance with the instruction would endanger the existence of CAG or (v) it is doubtful whether the Purchaser will be able to fully compensate CAG, as required by the Domination Agreement, for its annual loss (*Jahresfehlbetrag*) incurred during the fiscal year in which such instruction is given. The

board of management of CAG remains ultimately responsible for making the executive decisions for CAG and the Purchaser, despite the Domination Agreement, is not entitled to act on behalf of, and has no power to legally bind, CAG. The CAG board of management may delay the implementation of, or refuse to implement, any of the Purchaser's instructions despite its general obligation to follow such instructions (with the exceptions mentioned above). Such delays of, or interferences with, compliance with the Purchaser's instructions by the board of management of CAG may make it difficult or impossible for the Purchaser to implement corporate actions which may be desirable in view of our operating or financial requirements, including actions which may have beneficial effects for our shareholders.

The Purchaser will be required to ensure that CAG pays a guaranteed fixed annual payment to the minority shareholders of CAG, which may reduce the funds the Purchaser can otherwise make available to us.

As long as the Purchaser does not own 100% of the outstanding CAG Shares, the Domination Agreement requires, among other things, the Purchaser to ensure that CAG makes a gross guaranteed fixed annual payment (*Ausgleich*) to minority shareholders of €3.27 per CAG share less certain corporate taxes in lieu of any future dividend. Taking into account the circumstances and the tax rates at the time of the entering into of the Domination Agreement, the net guaranteed fixed annual payment is €2.89 per CAG share for a full fiscal year. As of October 26, 2005, there were approximately 0.9 million CAG Shares held by minority shareholders. The net guaranteed fixed

annual payment may, depending on applicable corporate tax rates, in the future be higher, lower or the same as €2.89. The amount of this guaranteed fixed annual payment was calculated in accordance with applicable German law. The amount of the payment is currently under review in special award proceedings (*Spruchverfahren*). See "Business—Legal Proceedings." Such guaranteed fixed annual payments will be required regardless of whether the actual distributable profits per share of CAG are higher, equal to, or lower than the amount of the guaranteed fixed annual payment per share. The guaranteed fixed annual payment will be payable for so long as there are minority shareholders of CAG and the Domination Agreement remains in place. No dividends for the period after the effectiveness of the Domination Agreement, other than the guaranteed fixed annual payment effectively paid by the Purchaser, have been or are expected to be paid by CAG. These requirements may reduce the funds the Purchaser can make available to the Issuer and its subsidiaries and, accordingly, diminish our ability to make payments on our respective indebtedness. See "The Transactions—Post-Tender Offer Events—Domination and Profit and Loss Transfer Agreement."

The amounts of the fair cash compensation and of the guaranteed fixed annual payment offered under the Domination Agreement may be increased, which may further reduce the funds the Purchaser can otherwise make available to us.

As of the date of this prospectus, several minority shareholders of CAG have initiated special award proceedings (*Spruchverfahren*) seeking the court's review of the amounts of the fair cash compensation (*Abfindung*) and of the guaranteed fixed annual payment (*Ausgleich*) offered under the Domination Agreement. On March 14, 2005, the Frankfurt District Court dismissed on grounds of inadmissibility the motions of all minority shareholder regarding the initiation of these special award proceedings. The ruling of the court is, however, under appeal (*sofortige Beschwerden*) with the Frankfurt Higher District Court (*Oberlandesgericht*). As a result of these proceedings, the amounts of the fair cash compensation (*Abfindung*) and of the guaranteed fixed annual payment (*Ausgleich*) could be increased by the court, and the Purchaser would be required to make such payments within two months after the publication of the court's ruling. Any such increase may be substantial. All minority shareholders including those who have already received the fair cash compensation would be entitled to claim the respective higher amounts. This may reduce the funds the Purchaser can make available to the Issuer and its subsidiaries and, accordingly, diminish our ability to make payments on our indebtedness. See "Business—Legal Proceedings."

The Purchaser may be required to compensate CAG for annual losses, which may reduce the funds the Purchaser can otherwise make available to the Issuer.

Under the Domination Agreement, the Purchaser is required, among other things, to compensate CAG for any annual loss incurred, determined in accordance with German accounting requirements, by CAG at the end of the fiscal year in which the loss was incurred. This obligation to compensate CAG for annual losses will apply during the entire term of the Domination Agreement. If CAG incurs losses during any period of the operative term of the Domination Agreement and if such losses lead to an annual loss of CAG at the end of any given fiscal

year during the term of the Domination Agreement, the Purchaser will be obligated to make a corresponding cash payment to CAG to the extent that the respective annual loss is not fully compensated for by the dissolution of profit reserves (*Gewinnrücklagen*) accrued at the level of CAG during the term of the Domination Agreement. The Purchaser may be able to reduce or avoid cash payments to CAG by off-setting against such loss compensation claims by CAG any valuable counterclaims against CAG that the Purchaser may have. If the Purchaser was obligated to make cash payments to CAG to cover an annual loss, we may not have sufficient funds to make payments on our indebtedness when due and, unless the Purchaser is able to obtain funds from a source other than annual profits of CAG, the Purchaser may not be able to satisfy its obligation to fund such shortfall. See "The Transactions—Post-Tender Offer Events—Domination and Profit and Loss Transfer Agreement."

Two of our subsidiaries have agreed to guarantee the Purchaser's obligation under the Domination Agreement, which may diminish our ability to make payments on our indebtedness.

Our subsidiaries, BCP Caylux Holdings Luxembourg S.C.A. and BCP Crystal, have each agreed to provide the Purchaser with financing to strengthen the Purchaser's ability to fulfill its obligations

under, or in connection with, the Domination Agreement and to ensure that the Purchaser will perform all of its obligations under, or in connection with, the Domination Agreement when such obligations become due, including, without limitation, the obligations to make a guaranteed fixed annual payment to the outstanding minority shareholders, to offer to acquire all outstanding CAG Shares from the minority shareholders in return for payment of fair cash consideration and to compensate CAG for any annual loss incurred by CAG during the term of the Domination Agreement. In addition, the Issuer expects to guarantee all obligations of the Purchaser under, or in connection with, the Domination Agreement, including the repayment of all existing and future intercompany indebtedness of the Issuer's subsidiaries to CAG. Further, under the terms of the Issuer's guarantee, in certain limited circumstances CAG may be entitled to require the immediate repayment of some or all of the intercompany indebtedness owed by the Issuer's subsidiaries to CAG. If the Issuer, BCP Caylux Holdings Luxembourg S.C.A. and/or BCP Crystal are obligated to make payments under such guarantees to the Purchaser, CAG and/or the minority shareholders, as the case may be, or if the intercompany indebtedness owed to CAG is accelerated, we may not have sufficient funds for payments on our indebtedness when due or to make funds available to the Issuer.

Even if the minority shareholders' challenges to the Domination Agreement are unsuccessful and the Domination Agreement continues to be operative, we may not be able to receive distributions from CAG sufficient to pay our obligations.

Even if the minority shareholders' challenges to the Domination Agreement are unsuccessful and the Domination Agreement continues to be operative, we are limited in the amount of distributions we may receive in any year from CAG. Under German law, the amount of distributions to the Purchaser will be determined based on the amount of unappropriated earnings generated during the term of the Domination Agreement as shown in the unconsolidated annual financial statements of CAG, prepared in accordance with German accounting principles and as adopted and approved by resolutions of the CAG board of management and supervisory board, which financial statements may be different from Celanese's consolidated financial statements under U.S. GAAP. Our share of these earnings, if any, may not be in amounts and at times sufficient to allow us to pay our indebtedness as it becomes due which could have a material adverse effect on the value of our stock.

We must rely on payments from our subsidiaries to fund payments on our preferred stock, and certain of our subsidiaries must rely on payments from their own subsidiaries to fund payments on their indebtedness. Such funds may not be available in certain circumstances.

We must rely on payments from our subsidiaries to fund dividend, redemption and other payments on our preferred stock. In addition, our subsidiaries Crystal US Holdings 3 L.L.C. ("Crystal LLC") and BCP Crystal are holding companies and all of their operations are conducted through their subsidiaries. Therefore, they depend on the cash flow of their subsidiaries, including CAG, to meet their obligations, including obligations of approximately \$3.4 billion (excluding \$194 million of future accretion on the senior discount notes) of their indebtedness. If the Domination Agreement ceases to be operative, such subsidiaries may be unable to meet their obligations under such indebtedness. Although the Domination Agreement became operative on October 1, 2004, it is subject to legal challenges instituted by dissenting shareholders. In August 2004, minority shareholders filed

nine actions against CAG in the Frankfurt District Court (*Landgericht*) seeking, among other things, to set aside the shareholder resolutions passed at the extraordinary general meeting held on July 30 and 31, 2004 based, among other things, on the alleged violation of procedural requirements and information rights of the shareholders, to declare the Domination Agreement and the change in the fiscal year void and to prohibit CAG from performing its obligations under the Domination Agreement. Pursuant to German law, the time period for the filing of such challenges has expired. Further, several additional minority shareholders have joined the proceedings via third party intervention in support of the plaintiffs. The Purchaser has joined the proceedings via third party intervention to support CAG. In addition, a German court could revoke the registration of the Domination Agreement in the commercial register. On August 2, 2004, two minority shareholders instituted public register proceedings with the Königstein Local Court (*Amtsgericht*) and the Frankfurt District Court, both with a view to have the registration of the Domination Agreement in the Commercial Register deleted (*Amtslöschungsverfahren*). See "Business—Legal Proceedings."

The ability of our subsidiaries to make distributions to us, BCP Crystal and Crystal LLC by way of dividends, interest, return on investments, or other payments (including loans) or distributions is subject to various restrictions, including restrictions imposed by the amended and restated senior credit facilities and indentures governing their indebtedness, and the terms of future debt may also limit or prohibit such payments. In addition, the ability of the subsidiaries to make such payments may be limited by relevant provisions of German and other applicable laws.

Our internal controls over financial reporting may not be effective and our independent auditors may not be able to certify as to their effectiveness, which could have a significant and adverse effect on our business and reputation.

We are evaluating our internal controls over financial reporting in order to allow management to report on, and our independent auditors to attest to, our internal controls over financial reporting, as required by Section 404 of the Sarbanes-Oxley Act of 2002 and rules and regulations of the SEC thereunder, which we refer to as Section 404. We are currently performing the system and process evaluation and testing required (and any necessary remediation) in an effort to comply with management certification and auditor attestation requirements of Section 404. The management certification and auditor attestation requirements of Section 404 will initially apply to Celanese Corporation as of December 31, 2006 and CAG as of September 30, 2006. In the course of our ongoing Section 404 evaluation, we have identified areas of internal controls that may need improvement, and plan to design enhanced processes and controls to address these and any other issues that might be identified through this review. Currently, none of the identified areas that need improvement have been categorized as significant deficiencies or material weaknesses, individually or in the aggregate. However, as we are still in the evaluation process, we may identify conditions that may result in significant deficiencies or material weaknesses in the future. In 2004, certain members of our accounting staff identified two significant deficiencies and our auditors identified two material weaknesses, in addition to, and separate from, our Section 404 evaluation process. Those deficiencies are discussed in detail in the immediately subsequent risk factor.

We cannot be certain as to the timing of completion of our evaluation, testing and any remediation actions or the impact of the same on our operations. If we are not able to implement the requirements of Section 404 in a timely manner or with adequate compliance, our internal controls would be considered ineffective for purposes of Section 404, our independent auditors may not be able to certify as to the effectiveness of our internal control over financial reporting and we may be subject to sanctions or investigation by regulatory authorities, such as the SEC. As a result, there could be a negative reaction in the financial markets due to a loss of confidence in the reliability of our financial statements. In addition, we may be required to incur costs in improving our internal control system and the hiring of additional personnel. Any such action could negatively affect our results.

We expect to incur expenses of an aggregate of approximately \$9 million to \$14 million in 2005 in connection with our compliance with Section 404.

We and our independent auditors have identified significant deficiencies and material weaknesses in our internal controls that could affect our ability to ensure timely and reliable financial reports.

In addition to, and separate from, our evaluation of internal controls under Section 404 of the Sarbanes-Oxley Act of 2002 and any areas requiring improvement that we identify as part of that process, we previously identified two significant deficiencies and two material weaknesses in our internal controls. The Public Company

Accounting Oversight Board ("PCAOB") defines a significant deficiency as a control deficiency, or a combination of control deficiencies, that adversely affects the company's ability to initiate, authorize, record, process, or report external financial data reliably in accordance with generally accepted accounting principles such that there is more than a remote likelihood that a misstatement of the company's annual or interim financial statements that is more than inconsequential will not be prevented or detected. The PCAOB defines a material weakness as a single deficiency, or a combination of deficiencies, that results in more than a remote likelihood that a material misstatement of the annual or interim financial statements will not be prevented or detected.

In 2004, we identified two significant deficiencies in internal controls in the computation of certain accounting adjustments. These deficiencies were discovered in addition to, and separate from, the evaluation process we are conducting in connection with Section 404 of the Sarbanes-Oxley Act of 2002, or Section 404, which is further described below. The first deficiency was identified during the quarter ended June 30, 2004 by members of our corporate financial reporting group and related to the qualifications and ability of certain accounting managers to initially calculate the change from the LIFO (last-in, first-out) method of accounting for inventories to FIFO (first-in, first-out) and the resulting failure of such employees to correctly make such calculations. The second was identified during the quarter ended June 30, 2004 by one of our financial accounting managers and related to an omitted employee benefit accrual due to the failure to provide the applicable employment contracts to the actuary prior to the cut-off date for the December 31, 2003 pension valuation. Corrective actions taken by us included an internal audit review, the development of enhanced guidelines, the termination and reassignment of responsible persons and an elevation of the issues to the Supervisory Board of Celanese AG. The significant deficiencies noted were corrected in the quarter ended September 30, 2004 and thus did not exist as of December 31, 2004.

In addition, in September 2005 we identified a significant deficiency in internal controls relating to sales to countries and other parties that are or have previously been subject to sanctions and embargoes imposed by the U. S. government. This significant deficiency was identified as a result of an internal investigation that was initiated in connection with the SEC review of a registration statement of which this prospectus is a part. The Company has taken immediate corrective actions which include a directive to senior business leaders stating that they are prohibited from selling products into certain countries subject to these trade restrictions, as well as making accounting systems modifications that prevents the initiation of purchase orders and shipment of products to these countries. Also, we plan to enhance the business conduct policy training in the area of export control. As a result, we believe that we have taken remediation measures that, once fully implemented, will be effective in eliminating this deficiency.

In connection with the audit of our financial statements as of and for the nine months ended December 31, 2004, we identified a material weakness in our internal controls for the same period. On March 30, 2005, we received a letter from KPMG, our independent auditors, who also identified the same material weakness and a second material weakness in the course of their audit. The additional material weakness identified by KPMG related to several deficiencies in the assessment of hedge effectiveness and documentation. The required adjustments were made in the proper accounting period, except for one hedging transaction adjusted during the quarter ended June 30, 2005. The material weakness identified by KPMG and us related to conditions preventing our ability to adequately research, document, review and draw conclusions on accounting and reporting matters, which had previously resulted in adjustments that had to be recorded to prevent our financial statements from being materially misleading. The conditions largely related to significant increases in the frequency of, and the limited number of personnel available to address, complex accounting matters and transactions and as a result of the consummation of simultaneous debt and equity offerings during the year-end closing process. We do not believe that the adjustments made in connection with these material weaknesses had any material impact on previously reported financial information. In response to the letter from KPMG with respect to the first material weakness identified above, we organized a team responsible for the identification and documentation of potential derivative accounting transactions and commenced formal training for team members specifically related to derivative accounting. With respect to the second material weakness identified above, we hired certain accounting personnel and are in the process of hiring additional personnel which should ensure that adequate personnel is available to adequately research, document, review and conclude on accounting and reporting matters and will increase accounting resources. In addition, we hired additional personnel responsible for the development and implementation of additional internal reporting and accounting procedures, including derivative accounting procedures. Both material weaknesses were identified during our year-end closing process for the

31, 2004, continued as of March 31, 2005 and June 30, 2005 and still exist as of the date of this prospectus. We expect to remediate these material weaknesses by the end of the fiscal year ending December 31, 2005.

We are in the process of implementing changes to strengthen our internal controls. In addition, while we have taken actions to address these deficiencies and weaknesses, additional measures may be necessary and these measures along with other measures we expect to take to improve our internal controls may not be sufficient to address the issues identified by us or ensure that our internal controls are effective. If we are unable to correct existing or future deficiencies or weaknesses in internal controls in a timely manner, our ability to record, process, summarize and report financial information within the time periods specified in the rules and forms of the SEC will be adversely affected. This failure could materially and adversely impact our business, our financial condition and the market value of our securities. In addition, there could be a negative reaction in the financial markets due to a loss of confidence in reliability of future financial statements and SEC filings.

We expect to incur expenses of approximately \$2 million per year associated with the strengthening of our disclosure controls and procedures and internal controls over financial reporting.

Risks Related to Our Indebtedness

Our high level of indebtedness could diminish our ability to raise additional capital to fund our operations, limit our ability to react to changes in the economy or the chemicals industry and prevent us from meeting obligations under our indebtedness.

We are highly leveraged. After giving effect to the Transactions, the Recent Restructuring and the Recent Financings, our total indebtedness totals approximately \$3.4 billion as of June 30, 2005 (excluding \$194 million of future accretion on the senior discount notes). See "Capitalization" for additional information.

Our substantial debt could have important consequences for you, including:

- making it more difficult for us to make payments on our debt;
- increasing vulnerability to general economic and industry conditions;
- requiring a substantial portion of cash flow from operations to be dedicated to the payment of principal and interest on indebtedness, therefore reducing our ability to use CAG's cash flow to fund operations, capital expenditures and future business opportunities;
- exposing us to the risk of increased interest rates as certain of our borrowings, including the borrowings under the amended and restated senior credit facilities, are at variable rates of interest;
- limiting our ability to obtain additional financing for working capital, capital expenditures, product development, debt service requirements, acquisitions and general corporate or other purposes; and
- limiting our ability to adjust to changing market conditions and placing us at a competitive disadvantage compared to our competitors who have less debt.

Despite our current high leverage, we and our subsidiaries may be able to incur substantially more debt. This could further exacerbate the risks of our high leverage.

We may be able to incur substantial additional indebtedness in the future. The terms of our existing debt do not fully prohibit us from doing so. The revolving credit facilities provide commitments of up to \$2.6 billion, which excludes our delayed draw acquisition facility, which expired unutilized in July 2005. As of June 30, 2005,

there were no outstanding borrowings under the revolving credit facilities and \$613 million was available for borrowings (taking into account letters of credit issued under the revolving credit facilities). See "Prospectus Summary—Recent Developments." If new debt is added to our current debt levels, the related risks that we now face could intensify.

We may not be able to generate sufficient cash to service our indebtedness, and may be forced to take other actions to satisfy obligations under our indebtedness, which may not be successful.

Our ability to satisfy our cash needs depends on cash on hand, receipt of additional capital, including possible additional borrowings, and receipt of cash from our subsidiaries by way of distributions, advances or cash payments. As of June 30, 2005, our indebtedness totals approximately \$3.4 billion (excluding \$194 million of future accretion on the senior discount notes). Debt service requirements consist of principal repayments aggregating \$249 million in the next five years and \$3,143 million thereafter (excluding \$194 million of accreted value on the senior discount notes) and average annual cash interest payments of approximately \$205 million in each of the next five years. See "Management's Discussion and Analysis of Financial Condition and Results of Operations—Liquidity and Capital Resources—Liquidity—Contractual Obligations."

Our ability to make scheduled payments on or to refinance our debt obligations depends on the financial condition and operating performance of our subsidiaries, which is subject to prevailing economic and competitive conditions and to certain financial, business and other factors beyond our control. We may not be able to maintain a level of cash flows from operating activities sufficient to permit us to pay the principal, premium, if any, and interest on our indebtedness.

If our cash flows and capital resources are insufficient to fund our debt service obligations, we may be forced to reduce or delay capital expenditures, sell assets (including the CAG Shares), seek additional capital or restructure or refinance our indebtedness. These alternative measures may not be successful and may not permit us to meet our scheduled debt service obligations. In the absence of such operating results and resources, we could face substantial liquidity problems and might be required to dispose of material assets or operations to meet our debt service and other obligations. The amended and restated senior credit facilities and the indentures governing our indebtedness restrict our ability to dispose of assets and use the proceeds from the disposition. We may not be able to consummate those dispositions or to obtain the proceeds which we could realize from them and these proceeds may not be adequate to meet any debt service obligations then due.

Restrictive covenants in our debt instruments may limit our ability to engage in certain transactions and may diminish our ability to make payments on our indebtedness.

The amended and restated senior credit facilities and the indentures governing our indebtedness contain various covenants that limit our ability to engage in specified types of transactions. These covenants limit the ability of Crystal LLC, BCP Crystal and their restricted subsidiaries to, among other things, incur additional indebtedness or issue preferred stock, pay dividends on or make other distributions on or repurchase their capital stock or make other restricted payments, make investments, and sell certain assets.

In addition, the amended and restated senior credit facilities contain covenants that require Celanese Holdings to maintain specified financial ratios and satisfy other financial condition tests. Celanese Holdings' ability to meet those financial ratios and tests can be affected by events beyond its control, and it may not be able to meet those tests at all. A breach of any of these covenants could result in a default under the amended and restated senior credit facilities. Upon the occurrence of an event of default under the amended and restated senior credit facilities, the lenders could elect to declare all amounts outstanding under the amended and restated senior credit facilities to be immediately due and payable and terminate all commitments to extend further credit. If Celanese Holdings were unable to repay those amounts, the lenders under the amended and restated senior credit facilities could proceed against the collateral granted to them to secure that indebtedness. The Issuer's subsidiaries have pledged a significant portion of their assets as collateral under the amended and restated senior credit facilities. If the lenders under the amended and restated senior credit facilities accelerate the repayment of borrowings, the Issuer and its subsidiaries may not have sufficient assets to repay the amended and restated senior credit facilities as well as their other indebtedness, which could have a material adverse effect on the value of our stock.

The terms of our amended and restated senior credit facilities limit the ability of BCP Crystal and its subsidiaries to pay dividends or otherwise transfer their assets to us.

Our operations are conducted through our subsidiaries and our ability to pay dividends is dependent on the earnings and the distribution of funds from our subsidiaries. However, the terms of our amended and restated senior credit facilities limit the ability of BCP Crystal and its subsidiaries to pay dividends or otherwise transfer their assets to us. Accordingly, our ability to pay dividends on our stock is similarly limited.

Risks Related to Our Business

We are an international company and are exposed to general economic, political and regulatory conditions and risks in the countries in which we have significant operations.

We operate in the global market and have customers in many countries. We have major facilities located in North America, Europe and Asia, including facilities in Germany, China, Japan, Korea and Saudi Arabia operated through ventures. Our principal customers are similarly global in scope, and the prices of our most significant products are typically world market prices. Consequently, our business and financial results are affected directly and indirectly by world economic, political and regulatory conditions.

Conditions such as the uncertainties associated with war, terrorist activities, epidemics, pandemics or political instability in any of the countries in which we operate could affect us by causing delays or losses in the supply or delivery of raw materials and products as well as increased security costs, insurance premiums and other expenses. These conditions could also result in or lengthen economic recession in the United States, Europe, Asia or elsewhere. Moreover, changes in laws or regulations, such as unexpected changes in regulatory requirements (including import or export licensing requirements), or changes in the reporting requirements of United States, German or European Union governmental agencies, could increase the cost of doing business in these regions. Any of these conditions may have an effect on our business and financial results as a whole and may result in volatile current and future prices for our securities, including our stock.

From time to time, certain of our foreign subsidiaries have made sales of acetate, sweeteners and polymer products to countries that are or have previously been subject to sanctions and embargoes imposed by the U.S. government and the United Nations. These countries include Iran, Sudan and Syria, three countries currently identified by the U.S. State Department as terrorist-sponsoring states, and other countries that previously have been identified by the U.S. State Department as terrorist-sponsoring states, or countries sales to which have been regulated in connection with other foreign policy concerns. Because certain of our foreign subsidiaries have contact with and transact business in such countries, our reputation may suffer due to our association with these countries, which may have a material adverse effect on the valuation of our stock. Further, certain U.S. states have recently enacted legislation regarding investments by pension funds and other retirement systems in companies that have business activities or contacts with countries that have been identified as terrorist-sponsoring states and similar legislation may be pending in other states. As a result, pension funds and other retirement systems may be subject to reporting requirements with respect to investments in companies such as ours or may be subject to limits or prohibitions with respect to those investments that may have a material adverse effect on the price of our shares.

Further, approximately \$10 million of the sales to Iran and Syria described in the immediately preceding paragraph may be in violation of regulations of the United States Treasury Department's Office of Foreign Assets Control, or OFAC, or the United States Department of Commerce's Bureau of Industry and Security. In addition, we have recently discovered that two of our foreign subsidiaries made approximately \$180,000 of sales of emulsions to Cuba which were apparently in violation of OFAC regulations. Cuba is also currently identified by the U.S. State Department as a terrorist-sponsoring state. We have informed the U.S. Treasury Department and the U.S. Department of Commerce of both of these matters and are currently engaged in preliminary discussions with the Departments. Our inquiry into these transactions is continuing and the Departments' review of this matter is in a very preliminary stage.

consequences. We do not expect these matters to have a material adverse effect on our financial position, results of operations and cash flows. These matters may, however, have a material adverse effect on the valuation of our stock, beyond any loss of revenue or earnings. In addition, the Departments' investigation into our activities with respect to Iran, Cuba and Syria may result in additional scrutiny of our activities with respect to other countries and other parties that are the subject of sanctions.

Cyclical trends in the industrial chemicals industry has in the past and may in the future result in reduced operating margins or in operating losses.

Consumption of the basic chemicals that we manufacture, in particular those in acetyl products, such as methanol, formaldehyde, acetic acid and vinyl acetate monomer, has increased significantly over the past 30 years. Despite this growth in consumption, producers have experienced alternating periods of inadequate capacity and excess capacity for these products. Periods of inadequate capacity, including some due to raw material shortages, have usually resulted in increased selling prices and operating margins. This has often been followed by periods of capacity additions, which have resulted in declining capacity utilization rates, selling prices and operating margins.

We expect that these cyclical trends in selling prices and operating margins relating to capacity shortfalls and additions will likely persist in the future, principally due to the continuing combined impact of five factors:

- Significant capacity additions, whether through plant expansion or construction, can take two to three years to come on stream and are therefore necessarily based upon estimates of future demand.
- When demand is rising, competition to build new capacity may be heightened because new capacity tends to be more profitable, with a lower marginal cost of production. This tends to amplify upswings in capacity.
- When demand is falling, the high fixed cost structure of the capital-intensive chemicals industry leads producers to compete aggressively on price in order to maximize capacity utilization.
- As competition in these products is focused on price, being a low-cost producer is critical to profitability. This favors the construction of larger plants, which maximize economies of scale, but which also lead to major increases in capacity that can outstrip current growth in demand.
- Cyclical trends in general business and economic activity produce swings in demand for chemicals.

We believe that the basic chemicals industry, particularly in the commodity chemicals manufactured by our Chemical Products segment, is currently characterized by overcapacity, and that there may be further capacity additions in the next few years.

The length and depth of product and industry business cycles of our markets, particularly in the automotive, electrical, construction and textile industries, may result in reduced operating margins or in operating losses.

Some of the markets in which our customers participate, such as the automotive, electrical, construction and textile industries, are cyclical in nature, thus posing a risk to us which is beyond our control. These markets are highly competitive, to a large extent driven by end-use markets, and may experience overcapacity, all of which may affect demand for and pricing of our products.

We are subject to risks associated with the increased volatility in raw materials prices and the availability of key raw materials.

We purchase significant amounts of natural gas, ethylene, butane, and propylene from third parties for use in our production of basic chemicals in the Chemical Products segment, principally methanol, formaldehyde, acetic acid, vinyl acetate monomer, as well as oxo products. We use a portion

of our output of these chemicals, in turn, as inputs in the production of further products in all our segments. We also purchase significant amounts of cellulose or wood pulp for use in our production of cellulose acetate in the Acetate Products segment. We purchase significant amounts of natural gas, electricity, coal and fuel oil to supply the energy required in our production processes.

Prices of natural gas, oil and other hydrocarbons and energy have increased dramatically in 2004 and 2005. To the extent this trend continues and we are unable to pass through these price increases to our customers, our operating profit and results of operations may be less favorable than expected.

We are exposed to any volatility in the prices of our raw materials and energy. Although we have agreements providing for the supply of natural gas, ethylene, propylene, wood pulp, electricity, coal and fuel oil, the contractual prices for these raw materials and energy vary with market conditions and may be highly volatile. Factors which have caused volatility in our raw material prices in the past and which may do so in the future include:

- Shortages of raw materials due to increasing demand, e.g., from growing uses or new uses;
- Capacity constraints, e.g., due to construction delays, strike action or involuntary shutdowns;
- The general level of business and economic activity; and
- The direct or indirect effect of governmental regulation.

We strive to improve profit margins of many of our products through price increases when warranted and accepted by the market; however, our operating margins may decrease if we cannot pass on increased raw material prices to customers. Even in periods during which raw material prices decline, we may suffer decreasing operating profit margins if raw material price reductions occur at a slower rate than decreases in the selling prices of our products.

A substantial portion of our products and raw materials are commodities whose prices fluctuate as market supply/demand fundamentals change. We manage our exposure through the use of derivative instruments and forward purchase contracts for commodity price hedging, entering into long-term supply agreements, and multi-year purchasing and sales agreements. Our policy, for the majority of our natural gas and butane requirements, allows entering into supply agreements and forward purchase or cash-settled swap contracts. As of December 31, 2004 and as of June 30, 2005, there were no derivative contracts of this type outstanding. In 2003, there were forward contracts covering approximately 35% of our Chemical Products segment North American requirements. We regularly assess our practice of purchasing a portion of our commodity requirements forward, and the utilization of a variety of other raw material hedging instruments, in addition to forward purchase contracts, in accordance with changes in market conditions.

We capped our exposure on approximately 20% of our U.S. natural gas requirements during the months of August and September of 2004. The fixed price natural gas forward contracts and any premium associated with the purchase of a price cap are principally settled through actual delivery of the physical commodity. The maturities of the cash-settled swap or cap contracts correlate to the actual purchases of the commodity and have the effect of securing or limiting predetermined prices for the underlying commodity. Although these contracts were structured to limit exposure to increases in commodity prices, certain swaps may also limit the potential benefit we might have otherwise received from decreases in commodity prices. These cash-settled swap or cap contracts were accounted for as cash flow hedges.

We have a policy of maintaining, when available, multiple sources of supply for raw materials. However, some of our individual plants may have single sources of supply for some of their raw materials, such as carbon monoxide and acetaldehyde. We may not be able to obtain sufficient raw materials due to unforeseen developments that would cause an interruption in supply. Even if we have multiple sources of supply for a raw material, these sources may not make up for the loss of a major supplier. Nor can there be any guarantee that profitability will not be affected should we be required to qualify additional sources of supply in the event of the loss of a sole or a major supplier.

Failure to develop new products and production technologies or to implement productivity and cost reduction initiatives successfully may harm our competitive position.

Our operating results, especially in our Performance Products and Technical Polymers Ticona segments, depend significantly on the development of commercially viable new products, product grades and applications, as well as production technologies. If we are unsuccessful in developing new products, applications and production processes in the future, our competitive position and operating results will be negatively affected. Likewise, we have undertaken and are continuing to undertake initiatives in all segments to improve productivity and performance and to generate cost savings. These initiatives may not be completed or beneficial or the estimated cost savings from such activities may not be realized.

Frankfurt airport expansion could require us to reduce production capacity of, limit expansion potential of, or incur relocation costs for our Kelsterbach plant which would lead to significant additional costs.

The Frankfurt airport's expansion plans include the construction of an additional runway (the northwest option), which would be located in close proximity to our Kelsterbach production plant. The construction of this particular runway could have a negative effect on the plant's current production capacity and future development. While the government of the state of Hesse and the owner of the Frankfurt airport promote the expansion of the northwest option, it is uncertain whether this option is in accordance with applicable laws. Although the government of the state of Hesse expects the plan approval for the airport expansion in 2007 and the start of operations in 2009-2010, neither the final outcome of this matter nor its timing can be predicted at this time.

Environmental regulations and other obligations relating to environmental matters could subject us to liability for fines, clean-ups and other damages, require us to incur significant costs to modify our operations and increase our manufacturing and delivery costs.

Costs related to our compliance with environmental laws concerning, and potential obligations with respect to, contaminated sites may have a significant negative impact on our operating results. These include obligations related to sites currently or formerly owned or operated by us, or where waste from our operations was disposed. We also have obligations related to the indemnity agreement contained in the demerger and transfer agreement between CAG and Hoechst, also referred to as the demerger agreement, for environmental matters arising out of certain divestitures that took place prior to the demerger. Our accruals for environmental remediation obligations, \$129 million as of June 30, 2005, may be insufficient if the assumptions underlying those accruals prove incorrect or if we are held responsible for currently undiscovered contamination. See "Management's Discussion and Analysis of Financial Condition and Results of Operations—Critical Accounting Policies and Estimates—Environmental Liabilities," Notes 19 and 27 to the Consolidated Financial Statements.

Our operations are subject to extensive international, national, state, local, and other supranational laws and regulations that govern environmental and health and safety matters. We incur substantial capital and other costs to comply with these requirements. If we violate them, we can be held liable for substantial fines and other sanctions, including limitations on our operations as a result of changes to or revocations of environmental permits involved. Stricter environmental, safety and health laws, regulations and enforcement policies could result in substantial costs and liabilities to us or limitations on our operations and could subject our handling, manufacture, use, reuse or disposal of substances or pollutants to more rigorous scrutiny than at present. Consequently, compliance with these laws could result in significant capital expenditures as well as other costs and liabilities and our business and operating results may be less favorable than expected. Due to new air regulations in the United States, management expects that there will be a temporary increase in compliance costs that will total approximately \$30 million to \$45 million through 2007. For example, the Miscellaneous Organic National Emissions Standards for Hazardous Air Pollutants (NESHAP) regulations, and various approaches to regulating boilers and incinerators, including the NESHAPs for Industrial/ Commercial/Institutional Boilers and Process Heaters, will impose additional requirements on our operations. Although some of these rules have been finalized, a significant portion of the NESHAPs for Industrial/Commercial/Institutional Boilers and Process Heaters regulation that provides for a low

risk alternative method of compliance for hydrogen chloride emissions has been challenged in federal court. We cannot predict the outcome of this challenge, which could, if successful, increase our costs by, according to our estimates, approximately \$50 million above the \$30 million to \$45 million noted above through 2007 to comply

with this regulation. As another example, recent European Union regulations require a trading system for carbon dioxide emissions to have been in place by January 1, 2005. Accordingly, an emission trading system came into effect at the start of 2005. This regulation will affect our power plants at the Kelsterbach and Oberhausen sites in Germany and the Lanaken site in Belgium, as well as power plants operated by other InfraServ entities on sites at which we operate. We are still evaluating how these regulations affect the newly acquired Acetex facilities in Europe. We and the InfraServ entities may be required to develop additional cost-effective methods to reduce carbon dioxide emissions further, which could result in increased capital expenditures.

We are also involved in several claims, lawsuits and administrative proceedings relating to environmental matters. An adverse outcome in any of them may negatively affect our earnings and cash flows in a particular reporting period.

Changes in environmental, health and safety regulatory requirements could lead to a decrease in demand for our products.

New or revised governmental regulations relating to health, safety and the environment may also affect demand for our products.

Pursuant to the European Union regulation on Risk Assessment of Existing Chemicals, the European Chemicals Bureau of the European Commission has been conducting risk assessments on approximately 140 major chemicals. Some of the chemicals initially being evaluated include vinyl acetate monomer or VAM, which we produce. These risk assessments entail a multi-stage process to determine to what extent the European Commission should classify the chemical as a carcinogen and, if so, whether this classification and related labeling requirements should apply only to finished products that contain specified threshold concentrations of a particular chemical. In the case of VAM, we currently do not expect a final ruling until the end of 2005. We and other VAM producers are participating in this process with detailed scientific analyses supporting the industry's position that VAM is not a probable human carcinogen and that labeling of final products should not be required. If labeling is required, then it should depend on relatively high parts per million of residual VAM in these end products. We cannot predict the outcome or effect of any final ruling.

Several recent studies have investigated possible links between formaldehyde exposure and various end points including leukemia. The International Agency for Research on Cancer or IARC recently reclassified formaldehyde from Group 2A (probable human carcinogen) to Group 1 (known human carcinogen) based on studies linking formaldehyde exposure to nasopharyngeal cancer, a rare cancer in humans. IARC also concluded that there is insufficient evidence for a causal association between leukemia and occupational exposure to formaldehyde, although it also characterized evidence for such an association as strong. The results of IARC's review will be examined by government agencies with responsibility for setting worker and environmental exposure standards and labeling requirements. We are a producer of formaldehyde and plastics derived from formaldehyde. We are participating together with other producers and users in the evaluations of these findings. We cannot predict the final effect of IARC's reclassification.

Other recent initiatives will potentially require toxicological testing and risk assessments of a wide variety of chemicals, including chemicals used or produced by us. These initiatives include the Voluntary Children's Chemical Evaluation Program and High Production Volume Chemical Initiative in the United States, as well as various European Commission programs, such as the new European Environment and Health Strategy, commonly known as SCALE, as well as the Proposal for the Registration, Evaluation, Authorization and Restriction of Chemicals or REACH. REACH, which the European Commission proposed in October 2003, will establish a system to register and evaluate chemicals manufactured in, or imported to, the European Union. Depending on the final ruling, additional testing, documentation and risk assessments will occur for the chemical industry. This will affect European producers of chemicals as well as all chemical companies worldwide that export to member states of the European Union. The final ruling has not yet been decided.

The above-mentioned assessments in the United States and Europe may result in heightened concerns about the chemicals involved and in additional requirements being placed on the production, handling, labeling or use of the subject chemicals. Such concerns and additional requirements could

increase the cost incurred by our customers to use our chemical products and otherwise limit the use of these products, which could lead to a decrease in demand for these products.

Our production facilities handle the processing of some volatile and hazardous materials that subject us to operating risks that could have a negative effect on our operating results.

Our operations are subject to operating risks associated with chemical manufacturing, including the related

storage and transportation of raw materials, products and wastes. These hazards include, among other things:

- pipeline and storage tank leaks and ruptures;
- explosions and fires; and
- discharges or releases of toxic or hazardous substances.

These operating risks can cause personal injury, property damage and environmental contamination, and may result in the shutdown of affected facilities and the imposition of civil or criminal penalties. The occurrence of any of these events may disrupt production and have a negative effect on the productivity and profitability of a particular manufacturing facility and our operating results and cash flows.

We maintain property, business interruption and casualty insurance which we believe is in accordance with customary industry practices, but we cannot predict whether this insurance will be adequate to fully cover all potential hazards incidental to our business. We have established two captive insurance subsidiaries (Captives) that provide a portion of the total insurance coverage to us for certain of our lower tier property and casualty risks. They additionally provide coverage to third parties for their higher tier risk programs. If there were concurrent claims made on all policies issued by the Captives, sufficient capital may not be available for them to satisfy all claims against all such policies. As of December 31, 2004 and June 30, 2005, the net retained concurrent aggregate risk of all policies written by the Captives, after reinsuring higher tier risks with third party insurance companies, net of established reserves, amounted to approximately \$498 million and \$393 million, respectively.

Our significant non-U.S. operations expose us to global exchange rate fluctuations that could impact our profitability.

We are exposed to market risk through commercial and financial operations. Our market risk consists principally of exposure to fluctuations in currency exchange and interest rates.

As we conduct a significant portion of our operations outside the United States, fluctuations in currencies of other countries, especially the euro, may materially affect our operating results. For example, changes in currency exchange rates may affect:

- The relative prices at which we and our competitors sell products in the same market; and
- The cost of items required in our operations.

We use financial instruments to hedge our exposure to foreign currency fluctuations. The net notional amounts under such foreign currency contracts outstanding at June 30, 2005 were \$317 million. The hedging activity of foreign currency denominated intercompany net receivables resulted in a cash inflow of approximately \$19 million, \$24 million and less than \$1 million for the six months ended June 30, 2005, the nine months ended December 31, 2004 and the three months ended March 31, 2004, respectively. These positive effects may not be indicative of future effects.

A substantial portion of our net sales is denominated in currencies other than the U.S. dollar. In our consolidated financial statements, we translate our local currency financial results into U.S. dollars based on average exchange rates prevailing during a reporting period or the exchange rate at the end of that period. During times of a strengthening U.S. dollar, at a constant level of business, our reported international sales, earnings, assets and liabilities will be reduced because the local currency will translate into fewer U.S. dollars. We estimate that the translation effects of changes in the value of other currencies against the U.S. dollar increased net sales by approximately 2% for the six months ended June 30, 2005, 3% for the nine months ended December 31, 2004, 6% for the three months

ended March 31, 2004, 7% for the year ended December 31, 2003 and 2% for the year ended 2002. We estimate that the translation effects of changes in the value of other currencies against the U.S. dollar decreased total assets by approximately 5% for the six months ended June 30, 2005, 3% for the nine months ended December 31, 2004, decreased total assets by approximately 1% for the three months ended March 31, 2004 and increased total assets by approximately 5% in 2003.

In addition to currency translation risks, we incur a currency transaction risk whenever one of our operating subsidiaries enters into either a purchase or a sales transaction using a currency different from the operating subsidiary's functional currency. Given the volatility of exchange rates, we may not be able to manage our currency transaction and/or translation risks effectively, or volatility in currency exchange rates may expose our financial condition or results of operations to a significant additional risk. Since a portion of our indebtedness is and will be denominated in currencies other than U.S. dollars, a weakening of the U.S. dollar could make it more difficult for us to repay our indebtedness.

Significant changes in pension fund investment performance or assumptions relating to pension costs may have a material effect on the valuation of pension obligations, the funded status of pension plans, and our pension cost.

Our funding policy for pension plans is to accumulate plan assets that, over the long run, will approximate the present value of projected benefit obligations. Our pension cost is materially affected by the discount rate used to measure pension obligations, the level of plan assets available to fund those obligations at the measurement date and the expected long-term rate of return on plan assets. Significant changes in investment performance or a change in the portfolio mix of invested assets can result in corresponding increases and decreases in the valuation of plan assets, particularly equity securities, or in a change of the expected rate of return on plan assets. A change in the discount rate would result in a significant increase or decrease in the valuation of pension obligations, affecting the reported funded status of our pension plans as well as the net periodic pension cost in the following fiscal years. Similarly, changes in the expected return on plan assets can result in significant changes in the net periodic pension cost of the following fiscal years. As of December 31, 2004, our underfunded position related to our defined benefit pension plans was \$636 million. During the six months ended June 30, 2005 we contributed approximately \$4 million to the plans. During the nine months ended December 31, 2004, we contributed approximately \$434 million to the plans. During the three months ended March 31, 2004, we contributed approximately \$39 million to the plans.

We have recorded a significant amount of goodwill and other identifiable intangible assets, and we may never realize the full value of our intangible assets.

In connection with the Transactions and the Vinamul acquisition, we have recorded a significant amount of goodwill and other identifiable intangible assets. Goodwill and other net identifiable intangible assets were approximately \$1,202 million as of June 30, 2005, or 16% of our total assets based on purchase accounting. Goodwill and net identifiable intangible assets are recorded at fair value on the date of acquisition and, in accordance with Financial Accounting Standards Board Statement of Financial Accounting Standards ("SFAS") No. 142, Goodwill and Other Intangible Assets, will be reviewed at least annually for impairment. Impairment may result from, among other things, deterioration in our performance, adverse market conditions, adverse changes in applicable laws or regulations, including changes that restrict the activities of or affect the products and services sold by our business, and a variety of other factors. The amount of any quantified impairment must be expensed immediately as a charge to results of operations. Depending on future circumstances, it is possible that we may never realize the full value of our intangible assets. Any future determination of impairment of a significant portion of goodwill or other identifiable intangible assets would have an adverse effect on our financial condition and results of operations.

CAG may be required to make payments to Hoechst.

Under its 1999 demerger agreement with Hoechst, CAG agreed to indemnify Hoechst for environmental liabilities that Hoechst may incur with respect to CAG's German production sites, which were transferred from Hoechst to CAG in connection with the demerger. CAG also has an obligation to indemnify Hoechst against liabilities for environmental damages or contamination arising

determinable and may materially affect operating results.

CAG's obligation to indemnify Hoechst against liabilities for environmental contamination in connection with the divestiture agreements is subject to the following thresholds (translated into U.S. dollars using the December 31, 2004 exchange rate):

- CAG will indemnify Hoechst for the total amount of these liabilities up to €250 million (approximately \$340 million);
- Hoechst will bear the full amount of those liabilities between €250 million (approximately \$340 million) and €750 million (approximately \$1,022 million); and
- CAG will indemnify Hoechst for one third of those liabilities for amounts exceeding €750 million (approximately \$1,022 million).

CAG has made payments through June 30, 2005 of \$39 million for environmental contamination liabilities in connection with the divestiture agreements, and may be required to make additional payments in the future. As of June 30, 2005, we have reserves of approximately \$36 million for this contingency, and may be required to record additional reserves in the future.

Also, CAG has undertaken in the demerger agreement to indemnify Hoechst to the extent that Hoechst is required to discharge liabilities, including tax liabilities, in relation to assets included in the demerger, where such liabilities have not been demerged due to transfer or other restrictions. CAG did not make any payments to Hoechst during the six months ended June 30, 2005 nor did it make any payments in 2004 or 2003 in connection with this indemnity.

Under the demerger agreement, CAG will also be responsible, directly or indirectly, for all of Hoechst's obligations to past employees of businesses that were demerged to CAG. Under the demerger agreement, Hoechst agreed to indemnify CAG from liabilities (other than liabilities for environmental contamination) stemming from the agreements governing the divestiture of Hoechst's polyester businesses, which were demerged to CAG, insofar as such liabilities relate to the European part of that business. Hoechst has also agreed to bear 80 percent of the financial obligations arising in connection with the government investigation and litigation associated with the sorbates industry for price fixing described in "Business—Legal Proceedings—Sorbates Antitrust Actions" and Note 27 to the Consolidated Financial Statements, and CAG has agreed to bear the remaining 20 percent.

Our variable rate indebtedness subjects us to interest rate risk, which could cause our debt service obligations to increase significantly and affect our operating results.

Certain of our borrowings, primarily borrowings under the amended and restated senior credit facilities, are at variable rates of interest and expose us to interest rate risk. If interest rates increase, which we expect to occur, our debt service obligations on the variable rate indebtedness would increase even though the amount borrowed remained the same, and our net income and cash available for servicing our indebtedness would decrease. As of June 30, 2005, we had approximately \$1.8 billion of variable rate debt, of which \$300 million is hedged with an interest rate swap, which leaves us approximately \$1.5 billion of variable rate debt subject to interest rate exposure. Accordingly, a 1% increase in interest rates would increase annual interest expense by approximately \$15 million.

We may enter into interest rate swap agreements to reduce the exposure of interest rate risk inherent in our debt portfolio. We have, in the past, used swaps for hedging purposes only.

We are a "controlled company" within the meaning of the New York Stock Exchange rules and, as a result, are exempt from certain corporate governance requirements.

Upon completion of this offering, affiliates of the Sponsor will continue to control a majority of the voting power of our outstanding common stock. As a result, we are a "controlled company" within the meaning of the New York Stock Exchange corporate governance standards. Under the New York Stock Exchange rules, a company of which more than 50% of the voting power is held by

another company is a "controlled company" and need not comply with certain requirements, including (1) the requirement that a majority of the board of directors consist of independent directors, (2) the requirement that the nominating committee be composed entirely of independent directors with a written charter addressing the committee's purpose and responsibilities, (3) the requirement that the compensation committee be composed entirely of independent directors with a written charter addressing the committee's purpose and responsibilities and (4) the requirement for an annual performance evaluation of the nominating/corporate governance and compensation committees. Following this offering, we intend to utilize these exemptions. As a result, we will not have a majority of independent directors nor will our nominating and compensation committees consist entirely of independent directors. Accordingly, you will not have the same protections afforded to shareholders of companies that are subject to all of the New York Stock Exchange corporate governance requirements.

Because our Sponsor will continue to control us after this offering, the influence of our public shareholders over significant corporate actions will be limited, and conflicts of interest between our Sponsor and us or you could arise in the future.

Assuming the selling stockholders sell 20,000,000 shares of our Series A common stock offered by this prospectus, our Sponsor (as defined in this prospectus) would beneficially own (or have a right to acquire) approximately 50.76% of our outstanding Series A common stock (approximately 49.01% of our outstanding common stock if the selling stockholders sell 23,000,000 shares). In addition, the Original Stockholders (other than BACI) that are affiliates of the Sponsor have obtained from BACI a proxy to vote the shares of our Series A common stock owned by BACI which will enable the Original Stockholders (other than BACI) to continue to control the majority of the voting power of our outstanding Series A common stock. Under the terms of the stockholders' agreement between us and the Original Shareholders, certain of the Original Stockholders (other than BACI) that are affiliates of the Sponsor are also entitled to designate all nominees for election to our board of directors for so long as they hold at least 25% of the total voting power of our Series A common stock. Thereafter, although our Sponsor will not have an explicit contractual right to do so, it may still nominate directors in its capacity as a stockholder. See "Certain Relationships and Related Party Transactions—New Arrangements—Shareholders' Agreement." As a result, our Sponsor, through its control over the composition of our board of directors and its control of the majority of the voting power of our Series A common stock, will continue to have effective control over our decisions to enter into any corporate transaction and will have the ability to prevent any transaction that requires the approval of equityholders, regardless of whether or not other equityholders believe that any such transaction is in their own best interests. For example, our Sponsor effectively could cause us to make acquisitions that increase our indebtedness or to sell revenue-generating assets. Additionally, our Sponsor is in the business of making investments in companies and may from time to time acquire and hold interests in businesses that compete directly or indirectly with us. Our Sponsor may also pursue acquisition opportunities that may be complementary to our business, and as a result, those acquisition opportunities may not be available to us. So long as our Sponsor continues to own a significant amount of our equity, even if such amount is less than 50%, it will continue to be able to significantly influence or effectively control our decisions.

Our second amended and restated certificate of incorporation renounces any interest or expectancy that we have in, or right to be offered an opportunity to participate in, specified business opportunities. The second amended and restated certificate of incorporation further provides that none of the Original Stockholders (including the Sponsor) or their affiliates or any director who is not employed by Celanese (including any non-employee director who serves as one of our officers in both his director and officer capacities) or his or her affiliates has any duty to refrain from (i) engaging in a corporate opportunity in the same or similar lines of business in which we or our affiliates now engage or propose to engage or (ii) otherwise competing with us. In addition, in the event that any of the Original Stockholders (including the Sponsor) or any non-employee director acquires knowledge of a potential transaction or other business opportunity which may be a corporate opportunity for itself or himself or its or his affiliates and for Celanese Corporation or its affiliates, such Original Stockholder

or non-employee director has no duty to communicate or offer such transaction or business opportunity to Celanese Corporation or us and may take any such opportunity for themselves or offer it to another person or entity.

Our future success will depend in part on our ability to protect our intellectual property rights, and our inability to enforce these rights could reduce our ability to maintain our market position and our margins.

We attach great importance to patents, trademarks, copyrights and product designs in order to protect our investment in research and development, manufacturing and marketing. Our policy is to seek the widest possible protection for significant product and process developments in its major markets. Patents may cover products, processes, intermediate products and product uses. Protection for individual products extends for varying periods in accordance with the date of patent application filing and the legal life of patents in the various countries. The protection afforded, which may also vary from country to country, depends upon the type of patent and its scope of coverage. Our continued growth strategy may bring us to regions of the world where intellectual property protection may be limited and difficult to enforce.

As patents expire, the products and processes described and claimed in those patents become generally available for use by the public. Our European and U.S. patents for making Sunett, an important product in our Performance Products segment, expired at the end of the first quarter of 2005, which reduces our ability to realize revenues from making Sunett due to increased competition and potential limitations and will result in our results of operations and cash flows relating to the product being less favorable than today.

We also seek to register trademarks extensively as a means of protecting the brand names of our products, which brand names become more important once the corresponding patents have expired. If we are not successful in protecting our trademark rights, our revenues, results of operations and cash flows may be adversely affected.

Risks Related to This Offering

Future sales of our shares could depress the market price of our Series A common stock.

The market price of our Series A common stock could decline as a result of sales of a large number of shares of Series A common stock in the market after the offering or the perception that such sales could occur. These sales, or the possibility that these sales may occur, also might make it more difficult for us to sell equity securities in the future at a time and at a price that we deem appropriate.

If the selling stockholders sell the shares through underwriters, we, our executive officers and directors and the selling stockholders expect to agree with the underwriters not to sell, dispose of or hedge any shares of our Series A common stock or securities convertible into or exchangeable for shares of our Series A common stock, subject to specified exceptions, during the period from the date of this prospectus continuing through the date that is 90 days after the date of the prospectus supplement that will accompany this prospectus at the time of an offering, except with the prior written consent of the lead underwriter(s).

As of October 26, 2005, we had 158,562,161 shares of Series A common stock outstanding. Of those shares, the 50,000,000 shares of Series A common stock sold in our January 2005 initial public offering are freely tradeable and the up to 23,000,000 shares that may be sold by the selling stockholders will be freely tradeable. The remaining 85,562,161 shares of Series A common stock outstanding (assuming the selling stockholders sold all 23,000,000 shares offered by this prospectus) will be eligible for resale from time to time after the expiration of the lock-up period, subject to contractual and Securities Act restrictions. None of those shares may be currently resold under Rule 144(k) without regard to volume limitations and approximately 85,562,161 shares may be sold subject to volume, manner of sale, holding period and other conditions of Rule 144. After the expiration of any such lock-up period, the Original Stockholders, which will collectively beneficially own (or have a right to acquire) 83,908,661 shares (assuming the selling stockholders sold all 23,000,000 shares offered by this prospectus), will have the ability to cause us to register the resale of their shares.

The market price of our Series A common stock may be volatile, which could cause the value of your investment to decline.

Securities markets worldwide experience significant price and volume fluctuations. This market volatility, as well as general economic, market or political conditions, could reduce the market price of the Series A common stock in spite of our operating performance. In addition, our operating results could be below the expectations of public market analysts and investors, and in response, the market price of our Series A common stock could decrease significantly. You may be unable to resell your shares of our common stock at or above the offering price.

Provisions in our second amended and restated certificate of incorporation and bylaws, as well as any shareholders' rights plan, may discourage a takeover attempt.

Provisions contained in our second amended and restated certificate of incorporation and bylaws could make it more difficult for a third party to acquire us, even if doing so might be beneficial to our shareholders. Provisions of our second amended and restated certificate of incorporation and bylaws impose various procedural and other requirements, which could make it more difficult for shareholders to effect certain corporate actions. For example, our second amended and restated certificate of incorporation authorizes our board of directors to determine the rights, preferences, privileges and restrictions of unissued series of preferred stock, without any vote or action by our shareholders. Thus, our board of directors can authorize and issue shares of preferred stock with voting or conversion rights that could adversely affect the voting or other rights of holders of our Series A common stock. These rights may have the effect of delaying or deterring a change of control of our company. In addition, a change of control of our company may be delayed or deterred as a result of our having three classes of directors (each class elected for a three year term) or as a result of any shareholders' rights plan that our board of directors may adopt following the consummation of this offering. In addition, we would be required to issue additional shares of our Series A common stock to holders of the preferred stock who convert following a fundamental change. See "Description of Convertible Perpetual Preferred Stock." These provisions could limit the price that certain investors might be willing to pay in the future for shares of our Series A common stock. See "Description of Capital Stock."

SPECIAL NOTE REGARDING FORWARD-LOOKING STATEMENTS

This prospectus contains certain forward-looking statements and information relating to us that are based on the beliefs of our management as well as assumptions made by, and information currently available to, us. These statements include, but are not limited to, statements about our strategies, plans, objectives, expectations, intentions, expenditures, and assumptions and other statements contained in this prospectus that are not historical facts. When used in this document, words such as "anticipate," "believe," "estimate," "expect," "intend," "plan" and "project" and similar expressions, as they relate to us are intended to identify forward-looking statements. These statements reflect our current views with respect to future events, are not guarantees of future performance and involve risks and uncertainties that are difficult to predict. Further, certain forward-looking statements are based upon assumptions as to future events that may not prove to be accurate.

Many factors could cause our actual results, performance or achievements to be materially different from any future results, performance or achievements that may be expressed or implied by such forward-looking statements. These factors include, among other things:

- changes in general economic, business, political and regulatory conditions in the countries or regions in which we operate;
- the length and depth of product and industry business cycles particularly in the automotive, electrical, electronics and construction industries;
- changes in the price and availability of raw materials, particularly changes in the demand for, supply of, and market prices of fuel oil, natural gas, coal, electricity and petrochemicals such as ethylene, propylene and butane, including changes in production quotas in OPEC countries and the deregulation of the natural gas transmission industry in Europe;
- the ability to pass increases in raw material prices on to customers or otherwise improve margins through price increases;
- the ability to maintain plant utilization rates and to implement planned capacity additions and expansions;
- the ability to reduce production costs and improve productivity by implementing technological

improvements to existing plants;

- the existence of temporary industry surplus production capacity resulting from the integration and start-up of new world-scale plants;
- increased price competition and the introduction of competing products by other companies;
- the ability to develop, introduce and market innovative products, product grades and applications, particularly in the Technical Polymers Ticona and Performance Products segments of our business;
- changes in the degree of patent and other legal protection afforded to our products;
- compliance costs and potential disruption or interruption of production due to accidents or other unforeseen events or delays in construction of facilities;
- potential liability for remedial actions under existing or future environmental regulations;
- potential liability resulting from pending or future litigation, or from changes in the laws, regulations or policies of governments or other governmental activities in the countries in which we operate;
- changes in currency exchange rates and interest rates;
- changes in the composition or restructuring of us or our subsidiaries and the successful completion of acquisitions, divestitures and venture activities;
- pending or future challenges to the Domination Agreement and continuing access to the cash flows of CAG; and

33

- various other factors, both referenced and not referenced in this prospectus.

Many of these factors are macroeconomic in nature and are, therefore, beyond our control. Should one or more of these risks or uncertainties materialize, or should underlying assumptions prove incorrect, our actual results, performance or achievements may vary materially from those described in this prospectus as anticipated, believed, estimated, expected, intended, planned or projected. We neither intend nor assume any obligation to update these forward-looking statements, which speak only as of their dates.

34

THE TRANSACTIONS

As used in this prospectus, the term "Transactions" means, collectively, the Tender Offer, the Original

Financing and the Refinancing described below. Our current ownership structure is summarized under "The Recent Restructuring."

The Tender Offer and the Original Financing

Pursuant to the Tender Offer, in April 2004 the Purchaser, an indirect wholly owned subsidiary of the Issuer, acquired, at a price of €32.50 per share, a total of 41,588,227 CAG Shares, representing approximately 84% of the CAG Shares outstanding on that date.

In addition, as a part of the Tender Offer, the Purchaser agreed to refinance certain existing debt of CAG, pre-fund certain pension obligations of CAG, pre-fund certain contingencies and certain obligations linked to the value of the CAG Shares, such as the payment of fair cash compensation under the Domination Agreement for the remaining CAG Shares, and payment obligations related to outstanding stock appreciation rights, stock options and interest payments, provide additional funds for working capital and other general corporate purposes, and pay related fees and expenses. The sources and uses of funds used in connection with the Tender Offer and the Original Financing are set forth in the table below.

Sources	
(in millions)	
Revolving Credit Facilities ⁽¹⁾	\$ —
Term Loan Facility	608
Senior Subordinated Bridge Loan Facilities ⁽²⁾	1,565
Mandatorily Redeemable Preferred Shares ⁽³⁾	200
Cash Equity Investments ⁽⁴⁾	650
Total Sources	<u>\$ 3,023</u>

Uses	
(in millions)	
Aggregate Tender Offer Price ⁽⁵⁾	\$ 1,624
Pension Contribution ⁽⁶⁾	463
Refinancing of Existing Debt ⁽⁷⁾	175
Available Cash ⁽⁸⁾	555
Estimated Fees and Expenses	206
Total Uses	<u>\$ 3,023</u>

(1) The revolving credit facilities provided for borrowings of up to \$608 million. No amounts thereunder were borrowed in connection with the Tender Offer and the Original Financing.

(2) Represents \$814 million of the Senior Subordinated Bridge B and \$751 million of the Senior Subordinated Bridge C Loan variable rate borrowings (which includes the U.S. dollar equivalent of a €450 million tranche). The senior subordinated bridge loan facilities were originally due in 2014, subject to certain conditions.

(3) Represents \$200 million of the Issuer's mandatorily redeemable preferred shares which were subsequently redeemed on July 1, 2004. See "—The Refinancing."

(4) Consisted of cash equity contributions of \$650 million from the Original Stockholders.

(5)

Represents the U.S. dollar equivalent of the total amount of consideration at €32.50 per ordinary share for approximately 84% of the then-outstanding CAG Shares.

- (6) Represents the amount to pre-fund certain of Celanese's pension obligations.
- (7) Represents the amount of variable rate loans of Celanese repaid subsequent to the Tender Offer.
- (8) Represents cash available to purchase remaining outstanding CAG Shares, to pay certain contingencies and obligations of CAG linked to the value of the CAG Shares, to repay additional existing indebtedness, to pay interest on the senior subordinated notes and to make loans to Celanese and its subsidiaries for working capital and general corporate purposes.

The Refinancing

Our subsidiary, BCP Caylux Holdings Luxembourg S.C.A. ("BCP Caylux") used the proceeds from its offerings of \$1,225 million and €200 million principal amount of the senior subordinated notes in June and July 2004, together with available cash and borrowings under a \$350 million senior secured floating rate term loan to repay its two senior subordinated bridge loan facilities, plus accrued interest, to redeem the mandatorily redeemable preferred shares of Celanese Corporation and to pay related fees and expenses. See "Description of Indebtedness" for a description of the senior subordinated notes.

<u>Sources</u> (in millions)	
Senior Subordinated Notes ⁽¹⁾	\$ 1,475
Floating Rate Term Loan	350
Available Cash	<u>47</u>
Total Sources	<u>\$ 1,872</u>

<u>Uses</u> (in millions)	
Refinancing of Senior Subordinated Bridge Loan Facilities ⁽²⁾	\$1,594
Redemption of Mandatorily Redeemable Preferred shares	227
Estimated Fees and Expenses	<u>51</u>
Total Uses	<u>\$1,872</u>

(1) Includes the U.S. dollar equivalent of the euro notes.

(2) Represents \$814 million of the Senior Subordinated Bridge B and \$751 million of Senior Subordinated Bridge C Loan variable rate borrowings, plus accrued interest on the senior subordinated bridge loan facilities.

Senior Discount Notes Offering

In September 2004, Crystal LLC and Crystal US Sub 3 Corp., a subsidiary of Crystal LLC, issued \$853 million aggregate principal amount at maturity of their Senior Discount Notes due 2014. The issuers of the senior discount notes used the net proceeds of \$500 million from the offering to make a return of capital distribution to the Issuer, which in turn made a distribution to the Original Stockholders, and to pay fees and expenses. Until October 1, 2009, interest on the notes will accrue in the form of an increase in the accreted value of the notes. See "Description of Indebtedness—Senior Discount Notes due 2014."

Post-Tender Offer Events

After the completion of the Tender Offer and the Original Financing, we or our affiliates entered into or intend to pursue some or all of the following:

Delisting. The CAG Shares were delisted from the New York Stock Exchange (the "NYSE") on June 2, 2004. CAG may also apply to revoke the admission of the CAG Shares to the Frankfurt Stock Exchange, which would require, among other things, a resolution at the shareholders' meeting of CAG with the majority of the votes cast in favor of such resolution. If the CAG Shares were to be delisted from both the NYSE and from the Frankfurt Stock Exchange, the Purchaser or CAG would have to offer the then outstanding minority shareholders of CAG fair cash compensation in exchange for their CAG Shares determined as described below.

Domination and Profit and Loss Transfer Agreement. On June 22, 2004, the Purchaser entered into a domination and profit and loss transfer agreement (*Beherrschungs- und Gewinnabführungsvertrag*) with CAG (the "Domination Agreement"), pursuant to which CAG agreed to submit itself to the direction of, and to transfer its entire profits to, the Purchaser and the Purchaser agreed to compensate CAG for any annual losses (*Jahresfehlbetrag*) incurred during the term of the Domination Agreement. The Domination Agreement and a related change to CAG's fiscal year were submitted to a shareholder vote and approved at an extraordinary general meeting held on July 30-31, 2004. The Domination Agreement was registered in the commercial register on August 2, 2004 and became operative on October 1, 2004. The Domination Agreement is subject to legal challenges instituted by dissenting shareholders. Minority shareholders have filed nine actions against CAG in the Frankfurt District Court (*Landgericht*), seeking, among other things, to set aside

the shareholder resolutions passed at the extraordinary general meeting held on July 30 and 31, 2004 based, among other things, on the alleged violation of procedural requirements and information rights of the shareholders, to declare the Domination Agreement and the change in the fiscal year void and to prohibit CAG from performing its obligations under the Domination Agreement. A ratification resolution (*Bestätigungsbeschluss*) to ratify the shareholders' resolutions passed at the extraordinary general meeting held on July 30 and 31, 2004 was submitted to a shareholder vote, and approved, at the annual general meeting of CAG held on May 19 and 20, 2005. Following the annual general meeting, several minority shareholders of CAG commenced legal actions with the Frankfurt District Court against the shareholders' resolutions passed at the annual shareholders meeting as well, and requested that the court set aside the ratification resolution. However, in conjunction with a share purchase agreement reached with two shareholders in August 2005, two of these lawsuits were withdrawn. In June 2005, the Frankfurt District Court has suspended the proceedings regarding the actions against the shareholders' resolutions passed at the extraordinary general meeting held on July 30 and 31, 2004 until a judicially final and binding decision is rendered with regard to the actions against the ratification resolution passed at the annual general meeting. In addition, a German court could revoke the registration of the Domination Agreement in the commercial register. In August 2004, two minority shareholders instituted public register proceedings with the Königstein Local Court (*Amtsgericht*) and the Frankfurt District Court, both with a view to have the registration of the Domination Agreement in the Commercial Register deleted (*Amtslöschungsverfahren*). In June 2005, the Frankfurt District Court ruled that it does not have jurisdiction over this matter. The proceeding with the Königstein Local Court is still pending. See "Business—Legal Proceedings."

Pursuant to the Domination Agreement, the entire annual statutory profits of CAG, if any, less any loss carried forward from the previous fiscal year, less any amount to be allocated to the statutory capital reserve (*gesetzliche Rücklage*) and less any amount to be allocated to other profit reserves (*andere Gewinnrücklagen*)

upon approval by the Purchaser, will be transferred to the Purchaser. If, however, during any fiscal year during the operative term of the Domination Agreement, CAG incurs an annual loss (*Jahresfehlbetrag*), the Purchaser would have to pay to CAG an amount equal to such loss to the extent that the respective annual loss is not fully compensated for by dissolving other profit reserves (*andere Gewinnrücklagen*) accrued at CAG since the date on which the Domination Agreement became operative (*Verlustausgleichspflicht*). Such payment obligation would accrue at the end of any fiscal year of CAG in which an annual loss was incurred and such accrual would be independent from the adoption of the financial statements. In the event that profits of CAG (including distributable profit reserves accrued and carried forward during the term of the Domination Agreement) or valuable counterclaims by the Purchaser against CAG, which can be off-set against loss compensation claims by CAG, are not sufficient to cover such annual loss, the Purchaser will be required to compensate CAG for any such shortfall by making a cash payment equal to the amount of such shortfall. In such event, the Purchaser may not have sufficient funds to distribute to us for payment of our obligations and, unless the Purchaser is able to obtain funds from a source other than annual profits of CAG, the Purchaser may not be able to satisfy its obligation to fund such shortfall. BCP Caylux Holdings Luxembourg S.C.A. and BCP Crystal have each agreed to provide the Purchaser with financing to further strengthen the Purchaser's ability to be in a position at all times to fulfill all of its obligations when they become due under, or in connection with, the Domination Agreement and to ensure that the Purchaser will perform all of its obligations under, or in connection with, the Domination Agreement when such obligations become due, including, without limitation, the obligations to pay a guaranteed fixed annual payment to the outstanding minority shareholders of CAG, to offer to acquire all outstanding CAG Shares from the minority shareholders in return for payment of fair cash consideration and to compensate CAG for any annual loss incurred by CAG during the term of the Domination Agreement. In addition, the Issuer expects to guarantee all obligations of the Purchaser under, or in connection with, the Domination Agreement, including the repayment of all existing and future intercompany indebtedness of the Issuer's subsidiaries to CAG. Further, under the terms of the Issuer's guarantee, in certain limited circumstances CAG may be entitled to require the immediate repayment of some or all of the intercompany indebtedness owed by the Issuer's subsidiaries to CAG. If the Issuer, BCP Caylux Holdings Luxembourg S.C.A. and/or BCP Crystal are obligated to make payments under such guarantees to the Purchaser, CAG and/or the

minority shareholders, as the case may be, or if the intercompany indebtedness owed to CAG is accelerated, we may not have sufficient funds to make payments on our debt or to make funds available to the Issuer.

As a consequence of entering into the Domination Agreement, § 305(1) of the German Stock Corporation Act (*Aktiengesetz*) requires that, upon the Domination Agreement becoming operative, the Purchaser must at the request of each remaining minority shareholder of CAG, acquire such shareholders' registered ordinary shares of CAG in exchange for payment of "fair cash compensation" (*angemessene Barabfindung*). As required under § 305(3) sentence 3 of the German Stock Corporation Act, the Purchaser will pay to all minority shareholders who tender into such offer and whose shares are paid for after the day following the date the Domination Agreement becomes operative, interest on the offer price from such day until the day preceding the date of settlement at a rate of 2% per annum plus the base rate (as defined in § 247 of the German Civil Code (*BGB*)) per annum prevailing from time to time, as reduced by any guaranteed dividend payments. The mandatory offer required pursuant to § 305(1) of the German Stock Corporation Act is not a voluntary public takeover offer or any other offer under the German Securities Acquisition and Takeover Act (*Wertpapiererwerbs- und Übernahmegesetz*) or a takeover or tender offer under any other applicable German law. However, it may be considered a tender offer under applicable laws of the United States of America. Therefore, in order to comply with applicable U.S. securities laws, the Purchaser commenced an offer on September 2, 2004, which is continuing as of the date of this prospectus. The terms of this offer are set forth in the offer document, dated September 2, 2004, which was filed with the SEC under cover of Schedule TO on the same day. As of December 31, 2004, pursuant to this offer the Purchaser had acquired over 615,000 CAG Shares. In addition, in August 2005, we acquired approximately 5.9 million, or approximately 11.8%, of the outstanding CAG Shares from two shareholders of CAG for the aggregate consideration of approximately €302 million (\$369 million). In addition, we paid to such shareholders an additional purchase price of approximately €12 million (\$15 million) in consideration for the settlement of certain claims and for such shareholders agreeing to, among other things, (1) accept the shareholders' resolutions passed at the extraordinary general meeting of CAG held on July 30 and 31, 2004 and the annual general meeting of CAG held on May 19 and 20, 2005, (2) acknowledge the legal effectiveness of the domination and profit and loss transfer agreement, (3) irrevocably withdraw and abandon all actions, applications and appeals each brought or joined in legal proceedings related to, among other things, challenging the effectiveness of the Domination

Agreement and amount of fair cash compensation offered by Purchaser in the mandatory offer required by Section 305(1) of the German Stock Corporation Act, (4) refrain from acquiring any CAG Shares or any other investment in CAG, and (5) refrain from taking any future legal action with respect to shareholder resolutions or corporate actions of CAG. We paid the aggregate consideration of €314 million (\$384 million) for the additional CAG Shares that we acquired from such shareholders and for the agreements described above using available cash. We also announced that we would increase our offer to purchase any remaining outstanding CAG Shares to €51 per share (plus interest on €41.92 per share) for all minority shareholders that would accept the increased offer on or prior to September 29, 2005 and waive their rights to participate in an increase of the offer consideration as a result of the pending award proceedings. In addition, all shareholders who tendered their shares pursuant to the mandatory offer of €41.92 per share commenced in September 2004 and continuing as of the date of this prospectus, were entitled to claim the difference between the increased offer of €51 per share and the mandatory offer of €41.92 per share. Any shareholder who accepted the increased offer of €51 per share, or claimed the difference between the mandatory offer and the increased offer, was obligated to agree to waive its rights to participate in any possible future increase of the offer consideration as a result of the pending award proceedings. For minority shareholders who did not accept the increased offer on or prior to the September 29, 2005 expiration date, the terms of the original €41.92 per share mandatory offer will continue to apply. The mandatory offer will expire on December 1, 2005, unless further extended. At the current offer price of €41.92 per share for all Shares outstanding as of October 26, 2005 not already owned by the Purchaser, the total amount of funds necessary to purchase such remaining outstanding CAG Shares would be approximately €40 million, plus accrued interest on the mandatory offer of €41.92 per share from October 2, 2004. The Purchaser expects to use a significant portion of its available cash and borrowings under its

revolving credit facility to pay for any of the remaining outstanding CAG Shares that it may acquire. In addition, if CAG delists the CAG Shares from the Frankfurt Stock Exchange, the Purchaser effects a squeeze-out or CAG is converted into a limited partnership or a limited liability company, as described below, the Purchaser and/or CAG must in each case make another offer to the then remaining minority shareholders of CAG of fair cash compensation in exchange for their CAG Shares or, in the case of a conversion, in exchange for their equity interest in the entity that results from the conversion. Both the €41.92 per share fair cash compensation, plus interest, required to be offered to minority shareholders in connection with the Domination Agreement and the increased offer of €51 per share previously offered to minority shareholders are greater than the Tender Offer price. The amount of fair cash compensation is currently under review in special award proceedings (*Spruchverfahren*), as described in "Business—Legal Proceedings—Shareholder Litigation." As a result of the award proceedings, the amount of the fair cash consideration and the guaranteed fixed annual payment offered under the Domination Agreement could be increased by the court so that all minority shareholders, including those who have already tendered their shares into the mandatory offer and have received the fair cash compensation, could claim higher amounts. The amount of fair cash compensation per share to be offered upon the occurrence of any other such event may be equal to, higher or lower than, the Tender Offer price or the increased offer of €51 per share previously offered to minority shareholders in connection with the Domination Agreement.

Any minority shareholder who elects not to sell its shares to the Purchaser will be entitled to remain a shareholder of CAG and to receive a gross guaranteed fixed annual payment on its shares (*Ausgleich*) of €3.27 per CAG Share less certain corporate taxes in lieu of any future dividend. Taking into account the circumstances and the tax rates at the time of entering into the Domination Agreement, the net guaranteed fixed annual payment is €2.89 per CAG Share for a full fiscal year. The net guaranteed fixed annual payment may, depending on applicable corporate tax rates, in the future be higher, lower or the same as €2.89 per CAG Share in lieu of any future dividends determined as described below under "—Determination of the Amount to be Paid to the Minority Shareholders."

As described in "Risk Factors," due to legal challenges, there is no assurance that the Domination Agreement will remain operative in its current form. If the Domination Agreement ceases to be operative, the Purchaser cannot directly give instructions to the CAG board of management. However, irrespective of whether a domination agreement is in place between the Purchaser and CAG, under German law CAG is effectively controlled by the Purchaser because of the Purchaser's approximate 98% ownership of the CAG Shares. The Purchaser has the ability, through a variety of means, to utilize its controlling rights to, among other things, (1) ultimately cause a domination agreement to become operative; (2) use its ability, through its approximate 98% voting power at any shareholders' meetings of CAG, to elect the shareholder representatives on the supervisory

board and to thereby effectively control the appointment and removal of the members of the CAG board of management; and (3) effect all decisions that a majority shareholder is permitted to make under German law. The controlling rights of the Purchaser constitute a controlling financial interest for accounting purposes and result in the Purchaser being required to consolidate CAG as of the date of acquisition.

Change in Fiscal Year. At the extraordinary general meeting on July 30 and 31, 2004, CAG shareholders also approved a change of CAG's fiscal year and a corresponding change of CAG's statutes in order to take advantage of the consolidated tax filing status. Therefore, from September 30, 2004 onwards, CAG's fiscal year will begin on October 1 and end on September 30 of the following year. A short fiscal year ran from January 1, 2004 to September 30, 2004. The Issuer's fiscal year runs from January 1 to December 31.

Subsequent Purchases of CAG Shares. The Purchaser may from time to time purchase or be required to purchase any or all of the outstanding CAG Shares not owned by it in market transactions or otherwise. Examples of instances in which the Purchaser may be required to purchase additional CAG Shares include the ongoing mandatory offer relating to the domination and profit and loss transfer agreement entered into by the Purchaser and CAG, or additional mandatory offers required by actions that the Purchaser or its affiliates may take in the future, such as a possible delisting of the

CAG Shares from the Frankfurt Stock Exchange, a possible squeeze-out of the minority shareholders of CAG or a possible conversion of CAG into a different legal form. The Purchaser's decision to pursue subsequent voluntary purchases will depend on, among other factors, the then-prevailing market prices and any negotiated terms with minority shareholders. In August 2005, we acquired approximately 5.9 million, or approximately 11.8%, of the outstanding CAG Shares from two shareholders of CAG. See "Prospectus Summary—Recent Developments—Recent Purchases of CAG Shares."

Squeeze-out and Conversion. Because the Purchaser now owns CAG Shares representing over 95% of the registered ordinary share capital (excluding treasury shares) of CAG, the Purchaser is entitled to require, as permitted under German law, the transfer to the Purchaser of the CAG Shares owned by the then-outstanding minority shareholders of CAG in exchange for fair cash compensation (the "Squeeze-out"), determined as described below under "—Determination of the Amount to be Paid to the Minority Shareholders." As an alternative to the Squeeze-out, the Purchaser might also consider converting CAG from its current legal form of a stock corporation (*Aktiengesellschaft, AG*) into either a limited partnership (*Kommanditgesellschaft, KG*) or a limited liability company (*Gesellschaft mit beschränkter Haftung, GmbH*) in accordance with the provisions of the German Transformation Act (*Umwandlungsgesetz, UmwG*). Such conversion would be subject to approval by the affirmative vote of at least 75% of the share capital of CAG. The conversion would allow the Purchaser to take advantage of a more efficient governance structure as legal requirements applicable to GmbHs and KGs are in many respects less onerous than those applicable to AGs. As a result of such conversion, the CAG Shares will be automatically delisted from the Frankfurt Stock Exchange. However, if the Purchaser completely delists the CAG Shares from the Frankfurt Stock Exchange, effects a squeeze-out or converts CAG into a limited partnership or a limited liability company, the Purchaser and/or CAG must in each case offer the then remaining minority shareholders of CAG fair cash compensation, as described below, in exchange for their CAG Shares or, in the case of a conversion, in exchange for their equity interest in the entity that results from the conversion. The amount of the fair cash compensation per share may be equal to, higher or lower than the Tender Offer price or the fair cash compensation offered pursuant to the Domination Agreement.

Determination of the Amount to be Paid to the Minority Shareholders. The amount to be paid to the minority shareholders as fair cash compensation in exchange for their CAG Shares in connection with the Domination Agreement becoming operative, the delisting from the Frankfurt Stock Exchange, or a squeeze-out or, in the case of a conversion, in exchange for their equity interest in the entity resulting from such conversion, has been (in the case of the amount payable in connection with the Domination Agreement) or will be (in each other case) determined on the basis of the fair value of the enterprise of CAG, determined by CAG and /or the Purchaser in accordance with applicable German legal requirements, as of the date of the applicable resolution of CAG's shareholders' meeting, and, except in the case of a delisting from the Frankfurt Stock Exchange, examined by one or more duly qualified auditors chosen and appointed by the court. The amount of the guaranteed fixed annual payment in connection with the Domination Agreement becoming effective to minority shareholders who elect not to sell their CAG Shares to the Purchaser but to remain a shareholder of CAG was determined by the Purchaser and CAG in accordance with applicable German law, on the basis of the hypothetical projected

earnings of CAG assuming a full distribution of profits. The gross guaranteed fixed annual payment of €3.27 per share may be equal to, higher or lower than the actual otherwise distributable profits per share of CAG. Both the €1.92 per share fair cash compensation, plus interest, offered to minority shareholders in connection with the Domination Agreement and the increased offer of €51 per share previously offered to minority shareholders are greater than the Tender Offer price. The amount of cash compensation per share to be offered to minority shareholders in connection with any delisting from the Frankfurt Stock Exchange, Squeeze-out or conversion, as applicable, may be equal to, higher or lower than, the Tender Offer price or the increased offer of €51 per share previously offered in connection with the Domination Agreement. Furthermore, each of the guaranteed fixed annual payment and the fair cash compensation is subject to review by the court in award proceedings (*Spruchverfahren*) which have been instituted by several dissenting shareholders. If as a result of such award proceedings, the court increases the amount of the

40

guaranteed fixed annual payment and/or the fair cash consideration, or if such increase is agreed between the parties in a court settlement, payments already made to minority shareholders pursuant to the offer required by the Domination Agreement would have to be increased accordingly with retroactive effect. These award proceedings were dismissed in 2005; however, the dismissal is still subject to appeal.

Dividend. At the annual shareholders' meeting on June 15, 2004, CAG shareholders approved payment of a dividend on the CAG Shares for the fiscal year ended December 31, 2003 of €0.12 per share. No dividend on the CAG Shares for the fiscal year ended September 30, 2004 was paid to CAG's shareholders. As part of the preparation of the financial statements for the fiscal year ended September 30, 2004, CAG conducted a valuation of its assets, which resulted in a further non-cash impairment charge to the value of CAG as of September 30, 2004. The size of this charge will prevent CAG from declaring a dividend to its shareholders for the short fiscal year 2004. Any minority shareholder of CAG who elects not to sell its shares to the Purchaser in connection with the offer to the minority shareholders will be entitled to remain a shareholder of CAG and to receive the guaranteed fixed annual payment on its shares, in lieu of any future dividends. The amount of the guaranteed fixed annual payment to be paid to any minority shareholder who elects to retain its CAG Shares was based on an analysis of the fair enterprise value of CAG as of the date of the relevant shareholders' meeting assuming a full distribution of profits. The gross guaranteed fixed annual payment is €3.27 per CAG Share less certain corporate taxes. See "—Domination and Profit and Loss Transfer Agreement."

Any delisting from the Frankfurt Stock Exchange, squeeze-out or conversion would require approval by the shareholders of CAG. While it is to be expected that in each case, the Purchaser will have the requisite majority in such meeting to assure approval of such measures, minority shareholders, irrespective of the size of their shareholding, may, within one month from the date of any such shareholder resolution, file an action with the court to have such resolution set aside. While such action would only be successful if the resolution was passed in violation of applicable laws and cannot be based on the unfairness of the amount to be paid to the minority shareholders, a shareholder action may substantially delay the implementation of the challenged shareholder resolution pending final resolution of the action. If such action proved to be successful, the action could prevent the implementation of a delisting, Squeeze-out or conversion. Accordingly, there can be no assurance that any of the steps described above can be implemented timely or at all.

The Sponsor—The Blackstone Group

Certain affiliates of The Blackstone Group ("Blackstone" or the "Sponsor") beneficially own approximately 62.4% of the Issuer's outstanding Series A common stock and will beneficially own (or have a right to acquire) approximately 50.76% of the Issuer's outstanding Series A common stock (assuming no exercise of the underwriters' over-allotment option, if any) after the consummation of this offering. Blackstone is a leading investment and advisory firm founded in 1985, with offices in New York, Atlanta, Boston, Los Angeles, London, Paris and Hamburg. Blackstone manages one of the largest institutional private equity funds ever raised, a \$6.5 billion fund raised in 2002. Since it began private equity investing in 1987, Blackstone has raised more than \$14 billion in five funds and has invested in more than 87 companies. In addition to private equity investments, Blackstone's core businesses include real estate investments, corporate debt investments, asset management, corporate advisory services, and restructuring and reorganization advisory services.

41

THE RECENT RESTRUCTURING

In October—November 2004, we completed an internal restructuring pursuant to which the Purchaser effected, by giving a corresponding instruction under the Domination Agreement, the transfer of all of the shares of CAC from Celanese Holding GmbH, a wholly owned subsidiary of CAG, to BCP Caylux Holdings Luxembourg S.C.A. which resulted in BCP Caylux owning 100% of the equity of CAC and, indirectly, all of its assets, including subsidiary stock.

Following the transfer of CAC to BCP Caylux, (1) BCP Crystal Holdings Ltd. 2 contributed substantially all of its assets and liabilities (including all outstanding capital stock of BCP Caylux) to BCP Crystal, in exchange for all of the outstanding capital stock of BCP Crystal; (2) BCP Crystal assumed substantially all obligations of BCP Caylux, including all rights and obligations of BCP Caylux under the amended and restated senior credit facilities, the floating rate term loan and the senior subordinated notes; (3) BCP Caylux transferred certain assets, including its equity ownership interest in CAC, to BCP Crystal; (4) BCP Crystal Holdings Ltd. 2 was reorganized as a Delaware limited liability company and changed its name to Celanese Holdings LLC; and (5) Blackstone Crystal Holdings Capital Partners (Cayman) IV Ltd. was reorganized as a Delaware corporation and changed its name to Celanese Corporation. BCP Crystal, at its discretion, may subsequently cause the liquidation of BCP Caylux.

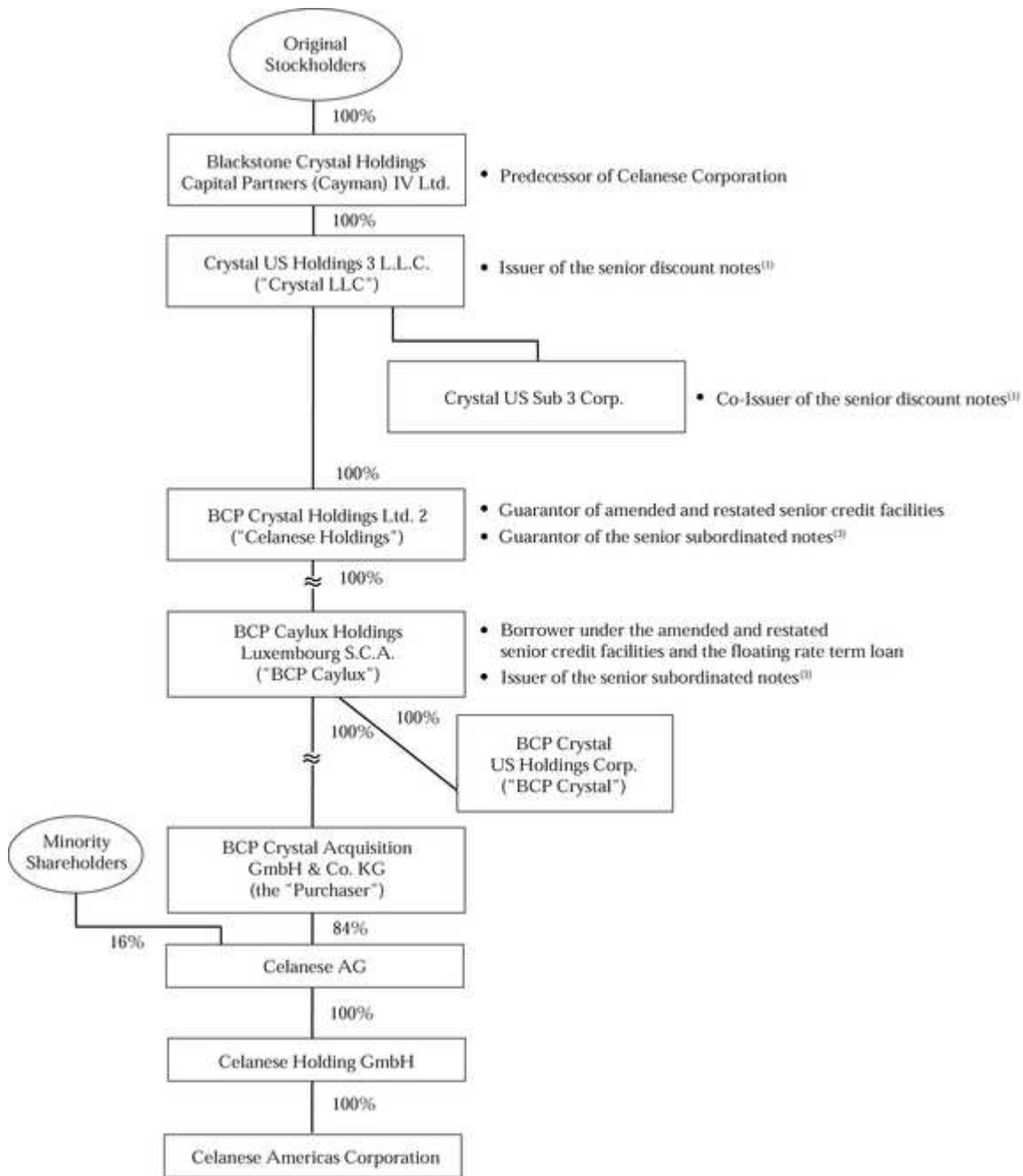
As a result of these transactions, BCP Crystal holds 100% of CAC's equity and, indirectly, all equity owned by CAC in its subsidiaries. In addition, BCP Crystal holds, indirectly, all of the CAG Shares held by the Purchaser.

From and after the completion of the Recent Restructuring, BCP Crystal's senior subordinated notes are guaranteed on an unsecured, senior subordinated basis by all of BCP Crystal's domestic, wholly owned subsidiaries that guarantee BCP Crystal's obligations under the amended and restated senior credit facilities.

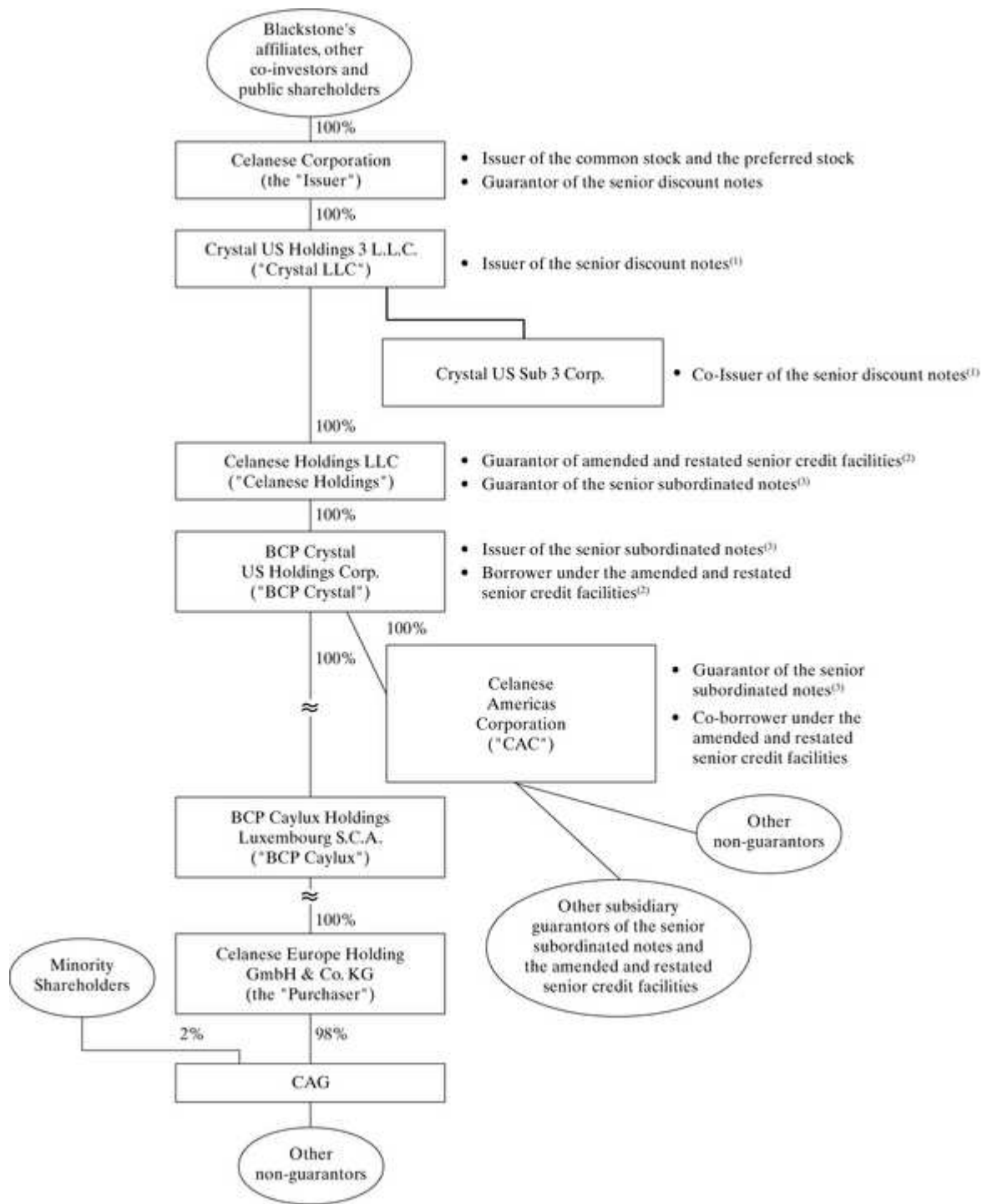
Corporate Structure

The charts below summarize our ownership structure immediately before completion of the Recent Restructuring and our current ownership structure.

Pre-Restructuring Structure



Footnotes on page 45



Footnotes on following page

(1) In September 2004, Crystal US Holdings 3 L.L.C. ("Crystal LLC") and Crystal US Sub 3 Corp., a subsidiary of Crystal LLC, issued and sold \$853 million aggregate principal amount at maturity of their Senior Discount Notes due 2014. Until October 1, 2009, interest on the notes will accrue in the form of an increase in the accreted value of such notes. Crystal LLC used approximately \$207 million of the net proceeds from the initial public offering of Series A common stock and the offering of preferred stock of Celanese Corporation to redeem approximately 35% of the outstanding principal amount at maturity, including a \$19 million premium, of the senior discount notes.

- (2) The amended and restated senior credit facilities provide financing of up to approximately \$2.6 billion, consisting of (1) an approximately \$1.7 billion term loan facility with a maturity in 2011 (including \$200 million borrowed under the acquisition facility in January 2004); (2) an approximately \$228 million credit-linked revolving facility under the acquisition facility with a maturity in 2009; and (3) a \$600 million revolving credit facility with a maturity in 2009. CAG may borrow under both revolving credit facilities. A \$242 million delayed-draw term loan facility with a maturity in 2011 expired unutilized in July 2005. See "Description of Indebtedness— Amended and Restated Senior Credit Facilities."
- (3) In June and July 2004, BCP Crystal issued and sold \$1,225 million aggregate principal amount of its 9 5/8% U.S. Dollar-denominated Senior Subordinated Notes due 2014 and €200 million principal amount of its 10 3/8% Euro-denominated Senior Subordinated Notes due 2014. BCP Crystal used approximately \$572 million of the net proceeds from the offering of Series A common stock and the offering of preferred stock of Celanese Corporation that was contributed to BCP Crystal to redeem approximately 35% of the outstanding principal amount of its senior subordinated notes, including a \$51 million premium. The senior subordinated notes are guaranteed on a senior subordinated basis by all of the BCP Crystal's domestic, wholly owned subsidiaries that guarantee the BCP Crystal's obligations under the amended and restated senior credit facilities. See "Description of Indebtedness—Senior Subordinated Notes Due 2014."

THE RECENT FINANCINGS

In connection with Celanese Corporation's recently completed initial public offering, it contributed \$779 million of the net proceeds to Crystal LLC, which used approximately \$207 million of such net proceeds to redeem approximately 35% of the aggregate principal amount at maturity of the notes. Crystal LLC contributed the remaining proceeds to Celanese Holdings, which in turn contributed it to BCP Crystal. BCP Crystal used such proceeds to redeem approximately 35% of the outstanding principal amount of the senior subordinated notes. BCP Crystal used a portion of the borrowings of approximately \$1,135 million under its amended and restated senior credit facilities to repay the amounts outstanding under its floating rate term loan and to pay a \$576 million dividend to Celanese Holdings, which in turn distributed this amount to Crystal LLC. Crystal LLC distributed this amount up to the Issuer, which used it, together with the remaining net proceeds from the offering of its Series A common stock and its preferred stock, to pay a dividend of \$804 million to the holders of its Series B common stock in April 2005. Our acquisition of Vinamul was primarily financed by \$200 million of the borrowings under the amended and restated senior credit facilities. The loans under our prior senior credit facilities remained outstanding under the amended and restated senior credit facilities. The sources and uses of funds used by the Issuer in connection with the Recent Financings are set forth in the table below.

	Sources (in millions)
Initial Public Offering of Series A Common Stock	\$ 800
Sale of Preferred Stock	240
Amended and Restated Senior Credit Facilities ⁽¹⁾	1,135
Total Sources	\$ 2,175

	Uses (in millions)
Partial Redemption of Senior Discount Notes ⁽²⁾	\$ 207
Partial Redemption of Senior Subordinated Notes ⁽³⁾	572

Repayment of Floating Rate Term Loan	354
Dividend to Holders of Series B Common Stock	804
Fees and Expenses ⁽⁴⁾	38
Acquisition of Vinamul	200
Total Uses	\$ 2,175

- (1) Includes a €150 million euro tranche (translated at an exchange rate of \$1.2944 to €1) and a \$741 million dollar tranche. Sources shown exclude the \$242 million delayed draw acquisition facility which expired unutilized in July 2005. See "Description of Indebtedness—Amended and Restated Senior Credit Facilities."
- (2) Represents redemption in February 2005 of approximately \$37 million of Series A senior discount notes and approximately \$151 million of Series B senior discount notes and \$19 million of premium.
- (3) Represents redemption in February 2005 of \$521 million of senior subordinated notes (including \$429 million of dollar notes and €70 million of euro notes which is the equivalent of approximately \$92 million translated at an exchange rate of \$1.3241 to €1 and \$51 million of premium.
- (4) Represents bank fees and other fees and expenses. The excess of actual amounts over the amounts paid via sources were \$24 million and funded with available cash.

USE OF PROCEEDS

The selling stockholders will receive all proceeds from the sale of the shares of our Series A common stock in this offering. We will not receive any of the proceeds from the sale of shares of our Series A common stock by the selling stockholders, including any sales pursuant to the over-allotment option, if any. We will pay all expenses (other than underwriting discounts or commissions or transfer taxes) of the selling stockholders in connection with this offering.

PRICE RANGE OF COMMON STOCK

Our Series A common stock has traded on the New York Stock Exchange under the symbol "CE" since January 21, 2005. The following table sets forth the high and low intraday sales prices per share of our common stock, as reported by the New York Stock Exchange, for the periods indicated.

	Price Range	
	High	Low
2005		
Quarter ended March 31, 2005	\$ 18.65	\$ 15.10
Quarter ended June 30, 2005	\$ 18.16	\$ 13.54
Quarter ended September 30, 2005	\$ 20.06	\$ 15.88
Quarter ending December 31, 2005 (through October 26, 2005)	\$ 17.34	\$ 16.30

The closing sale price of our Series A common stock, as reported by the New York Stock Exchange, on October 26, 2005 was \$16.48. As of October 26, 2005, there were 50 holders of record of our Series A common stock.

DIVIDEND POLICY

Our board of directors adopted a policy of declaring, subject to legally available funds, a quarterly cash dividend on each share of our common stock at an annual rate initially equal to approximately 1% of the \$16 price per share in the initial public offering of our Series A common stock (or \$0.16 per share) unless our board of directors, in its sole discretion, determines otherwise, commencing the second quarter of 2005. Pursuant to this policy, the Company paid the first quarterly dividend of \$0.04 per share on August 11, 2005 and intends to pay the second quarterly dividend of \$0.04 per share on November 1, 2005. However, there is no assurance that sufficient cash will be available in the future to pay such dividend. Further, such dividends payable to holders of our Series A common stock dividend cannot be declared or paid nor can any funds be set aside for the payment thereof, unless we have paid or set aside funds for the payment of all accumulated and unpaid dividends with respect to the shares of our preferred stock, as described below.

Our board of directors may, at any time, modify or revoke our dividend policy on our Series A common stock.

We are required under the terms of the preferred stock to pay scheduled quarterly dividends, subject to legally available funds. For so long as the preferred stock remains outstanding, (1) we will not declare, pay or set apart funds for the payment of any dividend or other distribution with respect to any junior stock or parity stock and (2) neither we, nor any of our subsidiaries, will, subject to certain exceptions, redeem, purchase or otherwise acquire for consideration junior stock or parity stock through a sinking fund or otherwise, in each case unless we have paid or set apart funds for the payment of all accumulated and unpaid dividends with respect to the shares of preferred stock and any parity stock for all preceding dividend periods.

The amounts available to us to pay cash dividends is restricted by our subsidiaries' debt agreements. The indentures governing the senior subordinated notes and the senior discount notes also limit, but do not prohibit, the ability of BCP Crystal, Crystal LLC and their respective subsidiaries to pay dividends. Any decision to declare and pay dividends in the future will be made at the discretion of our board of directors and will depend on, among other things, our results of

operations, cash requirements, financial condition, contractual restrictions and other factors that our board of directors may deem relevant.

Under the Domination Agreement, any minority shareholder of Celanese AG who elects not to sell its shares to the Purchaser will be entitled to remain a shareholder of Celanese AG and to receive a gross guaranteed fixed annual payment on their shares (*Ausgleich*) of €3.27 per Celanese Share less certain corporate taxes to be paid by Celanese AG in lieu of any future dividend. See "The Transactions—Post-Tender Offer Events—Domination and Profit and Loss Transfer Agreement."

Under Delaware law, our board of directors may declare dividends only to the extent of our "surplus" (which is defined as total assets at fair market value minus total liabilities, minus statutory capital), or if there is no surplus, out of our net profits for the then current and/or immediately preceding fiscal years. The value of a corporation's assets can be measured in a number of ways and may not necessarily equal their book value. The value of our capital may be adjusted from time to time by our board of directors but in no event will be less than the aggregate par value of our issued stock. Our board of directors may base this determination on our financial statements, a fair valuation of our assets or another reasonable method. Our board of directors will seek to assure itself that the statutory requirements will be met before actually declaring dividends. In future periods, our board of directors may seek opinions from outside valuation firms to the effect that our solvency or assets are sufficient to allow payment of dividends, and such opinions may not be forthcoming. If we sought and were not able to obtain such an opinion, we likely would not be able to pay dividends. In addition, pursuant to the terms of our preferred stock, we are prohibited from paying a dividend on our Series A common stock unless all payments due and payable under the preferred stock have been made.

CAPITALIZATION

The following table sets forth our capitalization as of June 30, 2005:

You should read the information in this table in conjunction with our financial statements and the notes to those statements appearing elsewhere in this prospectus and "Selected Historical Financial Data," and "Management's Discussion and Analysis of Financial Condition and Results of Operations."

	As of <u>June 30, 2005</u>
	<u>Actual</u>
	(unaudited)
	(in millions)
Cash and cash equivalents ⁽¹⁾⁽⁴⁾⁽⁵⁾	\$ 959
Total debt:	
Amended and restated senior credit facilities ⁽²⁾⁽⁵⁾ :	
Revolving credit facilities	\$ —
Term loan facility	1,725
Senior subordinated notes ⁽³⁾	957
Senior discount notes	360
Assumed debt	351
Total debt	<u>3,393</u>
Minority interest ⁽⁴⁾	523
Shareholders' equity:	
Preferred stock, \$0.01 par value, 100,000,000 shares authorized and 9,600,000 issued and outstanding as of June 30, 2005	—
Series A common stock, \$0.0001 par value, 400,000,000 shares authorized and 158,544,801 issued and outstanding as of June 30, 2005	—
Additional paid-in capital	350
Retained earnings (deficit)	(196)
Accumulated other comprehensive (loss)	(28)
Total shareholders' equity	<u>126</u>
Total capitalization	<u>\$ 4,042</u>

- [REDACTED]
- (1) Represents cash available to purchase remaining outstanding CAG Shares to make acquisitions, to repay additional existing indebtedness, to pay interest on debt, pay dividends and to make loans to its subsidiaries for working capital and general corporate purposes.
 - (2) The revolving credit facilities under the amended and restated senior credit facilities provide for borrowings of up to \$828 million. As of June 30, 2005, no amounts have been borrowed and \$613 million was available for borrowings under the revolving credit facilities (taking into account letters of credit issued under the revolving credit facilities).
 - (3) Includes the U.S. dollar equivalent of the euro-denominated notes and \$4 million premium on the \$225 million aggregate principal amount of the notes issued July 1, 2004.
 - (4) As of December 31, 2004, we owned approximately 84% of the CAG Shares then outstanding. In August 2005, we acquired approximately 5.9 million, or approximately 11.8%, of the outstanding CAG Shares from two shareholders of CAG, for the aggregate consideration of approximately €302 million (\$369 million), which increased our ownership percentage of CAG to approximately 96%. In addition, we paid these two shareholders an additional purchase price of approximately €12 million (\$15 million) for the settlement of certain claims and other agreements. In addition, pursuant to a mandatory offer commenced in September 2004 and continuing as of the date of this prospectus, we

acquired additional CAG Shares. As a result of these acquisitions, partially offset by the issuance of additional shares of CAG as a result of the exercise of options issued under the CAG stock option plan, as of the date of this prospectus, we own approximately 98% of the outstanding CAG Shares. See "Prospectus Summary—Recent Developments—Recent Purchases of CAG Shares." The following supplemental pro forma balance sheet information assumes we acquired these 5.9 million shares on June 30, 2005 using available cash. If we acquired these shares, cash and minority interest will decrease and the assets acquired and liabilities assumed will be preliminarily adjusted to the extent acquired, as follows:

	(in millions)
Cash paid to acquire minority shares	\$ (369)
Additional purchase price paid in consideration for settlement and other agreements	(15)
Reduction of minority interest	363
Goodwill and other purchase accounting adjustments	21
	<u>\$ —</u>

While we intend to acquire the remaining outstanding shares, there is no assurance that we will be able to do so. If we acquire more shares, our consolidated balance sheet will reflect lower cash and minority interests. At the offer price of €41.92 per share for all CAG Shares outstanding as of October 26, 2005 not already owned by the Purchaser, the total amount of funds necessary to purchase such remaining outstanding CAG Shares would be approximately €40 million, plus accrued interest on the mandatory offer of €41.92 per share from October 2, 2004.

- (5) In July 2005, we acquired Acetex for \$270 million and assumed Acetex's \$247 million of debt, which is net of cash acquired of \$54 million. We caused Acetex to exercise its option to redeem its 10 7/8% senior notes due 2009 totaling approximately \$265 million. The redemption was funded primarily with cash on hand and took place August 19, 2005. The redemption price was approximately \$280 million, which represented 105.438% of the outstanding principal amount, plus accrued and unpaid interest to August 19, 2005. On August 25, 2005, the Company repaid the remaining \$36 million of assumed debt with available cash.

UNAUDITED PRO FORMA FINANCIAL INFORMATION

The following unaudited pro forma financial information is based on the audited Consolidated Financial Statements and Unaudited Interim Consolidated Financial Statements of Celanese Corporation which appear elsewhere in this prospectus as adjusted to illustrate the estimated pro forma effects of the Transactions, the Recent Restructuring (including the application of purchase accounting) and the Recent Financings. As of June 30, 2005, we indirectly owned approximately 84% of the CAG Shares then outstanding. In August 2005, we acquired approximately 5.9 million, or approximately 11.8%, of the outstanding CAG Shares from two shareholders, which increased our ownership percentage of CAG to approximately 96%. In addition, pursuant to a mandatory offer commenced in September 2004 and continuing as of the date of this prospectus, we acquired additional CAG Shares. As a result of these acquisitions, partially offset by the issuance of additional shares of CAG as a result of the exercise of options issued under the CAG stock option plan, as of the date of this prospectus, we own approximately 98% of the outstanding CAG Shares. While we intend to acquire the remaining outstanding shares, there is no assurance that we will be able to do so. For those CAG Shares we acquired in August 2005 and pursuant to the mandatory offer and as well as any shares we may acquire in future, our balance sheet will reflect lower cash and minority interests and our statements of operations will reflect lower minority interest expense for the percentage of CAG Shares that we acquired or may acquire. For purposes of this unaudited pro forma financial information, we have assumed that we acquired only approximately 84% of the CAG Shares outstanding as of June 30, 2005. The unaudited pro forma financial information should be read in conjunction with the Consolidated Financial Statements, the Unaudited Interim Consolidated Financial Statements and other financial information appearing elsewhere in this prospectus, including "Basis of Presentation," "The Transactions," "The Recent Restructuring," "The Recent Financings" and "Management's Discussion and Analysis of Financial Condition and Results of Operations."

The unaudited pro forma statements of operations data give effect to (1) the Transactions, the Recent Restructuring and the Recent Financings, as if they had occurred on January 1, 2004 in the case of our unaudited pro forma statement of operations data for the year ended December 31, 2004, and (2) the Recent Financings in the case of our unaudited pro forma statement of operations data for the six months ended June 30, 2005. There is no pro forma impact of the Transactions, Recent Restructuring and Recent Financings on our financial position as

of June 30, 2005; therefore, an unaudited pro forma balance sheet has not been prepared. The unaudited pro forma adjustments are based upon available information and certain assumptions that we believe are reasonable.

The unaudited pro forma financial information does not reflect any adjustments for (1) the acquisition of Acetex and Vinamul Polymers and related financings, (2) the recent purchases of CAG Shares or (3) the potential future dispositions of a portion of our ownership interest in the COC business, our interest in Pemeas GmbH, our sale of the emulsions powders business and our interest in Estech GmbH, each as described under "Summary—Recent Developments" above.

The unaudited pro forma statements of operations data do not reflect certain one-time charges that we recorded following the closing of the Transactions and the Recent Financings. These one-time charges include for the year ended December 31, 2004 (1) an approximately \$53 million non-cash charge for the manufacturing profit added to inventory under purchase accounting, (2) the \$71 million of one-time costs related to the replacement of a portion of the Original Financing and (3) an \$18 million write-off of deferred financing fees and \$21 million of prepayment premium associated with the July 2004 redemption of our mandatorily redeemable preferred stock described in "The Transactions" section above; and for the six months ended June 30, 2005, (1) a \$28 million write-off of deferred financing fees, net of \$2 million of premium, and \$74 million of prepayment premiums associated with the redemption of a portion of our senior subordinated notes and senior discount notes and repayment of our existing floating rate term loan with a portion of the proceeds of the Recent Financings and (2) a \$35 million one-time charge related to the termination of the monitoring services provided by Blackstone Management Partners IV L.L.C. (the "Advisor") as well as \$10 million paid to the Advisor for monitoring services.

The unaudited pro forma financial information is for informational purposes only and should not be considered indicative of the actual consolidated results of operations that we would have reported had the Transactions, Recent Restructuring and Recent Financings actually been consummated on the dates indicated, and do not purport to indicate results of operations as of any future period.

**UNAUDITED PRO FORMA STATEMENT OF OPERATIONS DATA
FOR THE YEAR ENDED DECEMBER 31, 2004**

	Predecessor		Successor		Recent Financings Adjustments	Pro Forma
	Three Months Ended March 31, 2004	Nine Months Ended December 31, 2004	Transactions and Recent Restructuring Adjustments	Nine Months Ended December 31, 2004		
(in millions)						
Statement of Operations Data:						
Net sales	\$ 1,243	\$ 3,826	\$ —	\$ —	\$ —	\$ 5,069
Cost of sales	(1,002)	(3,092)	93 ^(a)	—	—	(4,001)
Selling, general and administrative expenses	(137)	(498)	—	—	10 ^(e)	(625)
Research and development expenses	(23)	(67)	1 ^(a)	—	—	(89)
Special charges:						
Insurance recoveries associated with plumbing cases	—	1	—	—	—	1
Other special charges, net	(28)	(92)	21 ^(a)	—	—	(99)
Foreign exchange gain (loss)	—	(3)	—	—	—	(3)
Gain (loss) on disposition of assets	(1)	3	—	—	—	2

Operating profit	52	78	115	10	255
Equity in net earnings of affiliates	12	36	—	—	48
Interest expense	(6)	(300)	22 ^(b)	34 ^(f)	(250)
Interest and other income, net	14	12	—	—	26
Earnings (loss) from continuing operations before tax and minority interests	72	(174)	137	44	79
Income tax (provision) benefit	(17)	(70)	(22) ^(c)	— ^(g)	(109)
Minority interests	—	(8)	(15) ^(d)	—	(23)
Earnings (loss) from continuing operations before nonrecurring charges directly attributable to the transactions ^(h)	<u>\$ 55</u>	<u>\$ (252)</u>	<u>\$ 100</u>	<u>\$ 44</u>	<u>\$ (53)</u>
Basic Earnings (Loss) Per Common Share Data ⁽ⁱ⁾ :					
Earnings (loss) from continuing operations per share	<u>\$ 1.12</u>	<u>\$ (2.54)</u>			<u>\$ (0.40)</u>
Weighted average shares	<u>49,321,468</u>	<u>99,377,884</u>			<u>158,544,801</u>
Diluted Earnings (Loss) Per Common Share Data ⁽ⁱ⁾ :					
Earnings (loss) from continuing operations per share	<u>\$ 1.11</u>	<u>\$ (2.54)</u>			<u>\$ (0.40)</u>
Weighted average shares	<u>49,712,421</u>	<u>99,377,884</u>			<u>158,544,801</u>

See accompanying notes to unaudited pro forma statement of operations data.

**UNAUDITED PRO FORMA STATEMENT OF OPERATIONS DATA
FOR THE SIX MONTHS ENDED JUNE 30, 2005**

	<u>Successor Six Months Ended June 30 2005</u>	<u>Recent Financings Adjustments</u>	<u>Pro Forma</u>
	(in millions)		
Statement of Operations Data:			
Net sales	\$ 3,026	\$ —	\$ 3,026
Cost of sales	(2,300)	—	(2,300)
Selling, general and administrative expenses	(297)	10 ^(e)	(287)
Research and development expenses	(46)	—	(46)
Special charges:			
Insurance recoveries associated with plumbing cases	4	—	4
Other special charges, net	(69)	35 ^(e)	(34)
Foreign exchange gain (loss)	2	—	2
Gain (loss) on disposition of assets	(2)	—	(2)

Operating profit	318	45	363
Equity in net earnings of affiliates	27	—	27
Interest expense	(244)	110 ^(f)	(134)
Interest and other income, net	45	—	45
Earnings (loss) from continuing operations before tax and minority interests	146	155	301
Income tax (provision) benefit	(51)	— ^(g)	(51)
Minority interests	(38)	—	(38)
Earnings (loss) from continuing operations before nonrecurring charges directly attributable to the transactions ^(h)	<u>\$ 57</u>	<u>\$ 155</u>	<u>\$ 212</u>
Basic Earnings (Loss) Per Common Share Data ⁽ⁱ⁾ :			
Earnings (loss) from continuing operations per share	<u>\$ 0.35</u>		<u>\$ 1.31</u>
Weighted average shares	<u>150,182,788</u>		<u>158,544,801</u>
Diluted Earnings (Loss) Per Common Share Data ⁽ⁱ⁾ :			
Earnings (loss) from continuing operations per share	<u>\$ 0.35</u>		<u>\$ 1.24</u>
Weighted average shares	<u>150,273,928</u>		<u>170,635,941</u>

See accompanying notes to unaudited pro forma statement of operations data.

NOTES TO UNAUDITED PRO FORMA STATEMENT OF OPERATIONS DATA

(a) Reflects the adjustments to operating expenses as follows:

	<u>Year Ended December 31, 2004</u>
	(in millions)
Purchase accounting for pensions / OPEB ⁽¹⁾	\$ 10
Impact of additional pension contribution ⁽²⁾	30
Manufacturing profit included in cost of sales ⁽³⁾	53
Depreciation and amortization ⁽⁴⁾	—
Investment banking fees ⁽⁵⁾	18
Stock option expense ⁽⁶⁾	1
Acquisition reserves ⁽⁷⁾	3
Total	<u>\$ 115</u>

(1) Reflects the estimated decrease to pension and OPEB expense resulting from the application of purchase accounting based primarily on actuarial valuations as of April 1, 2004.

- (2) Reflects the estimated decrease to pension expense resulting from pre-funding \$463 million of pension contributions in connection with the Transactions using an assumed average long-term rate of return on plan assets of 7.93%.
- (3) Reflects the elimination of the incremental cost of sales recorded in the nine months ended December 31, 2004 arising from the estimate of manufacturing profit added to inventory under purchase accounting.
- (4) Reflects the net impact of the estimated \$22 million decrease to depreciation (\$20 million recorded in cost of sales and \$2 million recorded in selling, general, and administrative expenses) and the \$22 million increase to amortization of intangible assets, recorded in selling, general and administrative expenses.
- (5) Reflects the elimination of investment banking fees incurred by CAG that were directly related to the Tender Offer.
- (6) Reflects the adjustment required to account for outstanding stock options in accordance with APB 25 in conformity with the Issuer's accounting policies. CAG historically accounted for its stock options under FAS 123.
- (7) Reflects the adjustment of acquisition reserves related to CAC from approximately 84% to 100% of fair value as a result of the Recent Restructuring that occurred in October-November, 2004.

These adjustments are allocated as follows:

	Year Ended December 31, 2004
	(in millions)
Cost of sales	\$ 93
Research and development expenses	1
Other special charges, net	21
	<u>\$ 115</u>

- (b) Represents pro forma interest expense resulting from our and our subsidiaries' existing capital structure using an assumed LIBOR rate of 1.59% as follows:

	Year Ended December 31, 2004
	(in millions)
Revolving credit facilities ⁽¹⁾	\$ —
Term loan ⁽²⁾	26
Floating rate term loan ⁽³⁾	18

Senior subordinated notes—dollar tranche ⁽⁴⁾	118
Senior subordinated notes—euro tranche ⁽⁵⁾	28
Assumed debt ⁽⁶⁾	18
Commitment and facility fees ⁽⁷⁾	9
Total cash interest expense	217
Senior discount notes ⁽⁸⁾	55
Amortization of capitalized debt issuance costs ⁽⁹⁾	13
Amortization of premium on notes ⁽¹⁰⁾	(1)
Total pro forma interest expense	284
Less historical interest expense	(306)
Net adjustment to interest expense	<u>\$ (22)</u>



- (1) Reflects pro forma interest expense on the existing revolving credit facilities at an assumed interest rate of LIBOR plus 2.50%. The revolving credit facilities have been undrawn since closing.
- (2) Reflects pro forma interest expense on the term loan at an assumed interest rate of LIBOR plus 2.50%.
- (3) Reflects pro forma interest expense on the floating rate term loan at an assumed interest rate of LIBOR plus 3.50%.
- (4) Reflects pro forma interest expense on the dollar notes at a fixed interest rate of 9.625%.
- (5) Reflects pro forma interest expense on the euro notes at a fixed interest rate of 10.375%.
- (6) Reflects historical cash interest expense on \$383 million of assumed debt and other obligations of Celanese that is not required to be refinanced as a result of the acquisition and related financing. Celanese may elect to refinance additional assumed debt.
- (7) Reflects commitment fees of 0.75% on an assumed \$380 million undrawn balance under the revolving credit facility and facility fees of 2.50% on an assumed \$228 million undrawn balance under the credit linked revolving credit facility.
- (8) Reflects pro forma non-cash interest expense on the senior discount notes at a weighted average fixed interest rate of 10.4%. Interest on the notes accrues semi-annually.
- (9) Reflects non-cash amortization of capitalized debt issuance costs. These costs are amortized over the term of the related facility (five years for the revolving credit facilities, seven years for the term loan, seven and one half years for the floating rate term loan and ten years for the senior subordinated notes and senior discount notes).
- (10) Reflects non-cash amortization of the \$6 million premium that was received in excess of the aggregate principal amount of the \$225 million notes issued on July 1, 2004.

Interest Rate Sensitivity

A 1/8% change in interest rates would have the following effect on pro forma interest expense:

	Year Ended December 31, 2004
	(in millions)
Term loan	\$ 0.8
Floating rate term loan	0.4
Total	\$ 1.2

- [REDACTED]
- (c) Reflects the tax effect of the pro forma adjustments calculated at a 40% statutory rate on non-U.S. items. The U.S. portion of the pro forma adjustments (including interest expense) does not reflect any tax effects as a result of a 100% valuation allowance on the net U.S. deferred tax assets. See Note 22 to the Consolidated Financial Statements.
- (d) Reflects minority interest in the earnings of CAG assuming we do not acquire more than the approximately 84% of the CAG Shares outstanding which we acquired in the Transaction. Any additional CAG shares purchased by the Company would result in lower future minority interest expense. In August 2005, we acquired approximately 5.9 million, or approximately 11.8%, of the outstanding CAG Shares from two shareholders of CAG, which increased our ownership percentage of CAG to approximately 96%. In addition, pursuant to a mandatory offer commenced in September 2004 and continuing as of the date of this prospectus, we acquired additional CAG Shares. As a result of these acquisitions, partially offset by the issuance of additional shares of CAG as a result of the exercise of options issued under the CAG stock option plan, as of the date of this prospectus, we own approximately 98% of the outstanding CAG Shares.

Recent Financings Adjustments

- (e) Reflects the impact of the termination of monitoring services eliminating the charge for the \$10 million annual monitoring fee and the \$35 million termination payment paid to the Advisor in January 2005. See "Certain Relationships and Related Party Transactions."
- (f) Reflects the reduction in interest expense as a result of the repayment of our floating rate term loan and the redemption of a portion of the senior subordinated notes and senior discount notes with the proceeds of the Recent Financings using an assumed LIBOR rate of 2.50% as follows:

	Year Ended December 31, 2004	Six Months Ended June 30, 2005
	(in millions)	
Revolving credit facilities ⁽¹⁾	\$ —	\$ —
Term loan ⁽²⁾	79	44
Senior subordinated notes—dollar tranche ⁽³⁾	77	39

Senior subordinated notes—euro tranche ⁽⁴⁾	18	9
Assumed debt ⁽⁵⁾	18	11
Commitment and facility fees ⁽⁶⁾	14	7
Total cash interest expense	206	110
Senior discount notes ⁽⁷⁾	35	19
Amortization of capitalized debt issuance costs ⁽⁸⁾	9	5
Amortization of premium on notes ⁽⁹⁾	—	—
Total pro forma interest expense	250	134
Less historical interest expense	—	(244)
Less pro forma interest expense for the Transactions (note (b))	(284)	—
Net adjustment to interest expense	<u>\$ (34)</u>	<u>\$ (110)</u>



(1) Reflects pro forma interest expense on our revolving credit facilities at an assumed interest rate of LIBOR plus 2.50%.

(2) Reflects pro forma interest expense on the term loan at an assumed interest rate of LIBOR plus 2.50%.

(3) Reflects pro forma interest expense on the remaining dollar notes after the Recent Financings at a fixed interest rate of 9.625%.

(4) Reflects pro forma interest expense on the remaining euro notes after the Recent Financings at a fixed interest rate of 10.375%.

(5) Reflects historical cash interest expense on \$383 million and \$351 million of assumed debt and other obligations of Celanese for the year ended December 31, 2004 and six months ended June 30, 2005 that is not required to be refinanced as a result of the acquisition and related financings. Celanese may elect to refinance additional assumed debt.

(6) Reflects commitment fees of 0.75% on an assumed \$600 million undrawn balance under the revolving credit facility and the assumed \$442 million acquisition facility for the periods undrawn, and facility fees of 2.50% on an assumed \$228 million balance under the credit-linked revolving credit facility.

(7) Reflects pro forma non-cash interest expense on the remaining senior discount notes after the use of proceeds from the offering, at a fixed rate of 10.4%. Interest on the notes accrues semi-annually.

(8) Reflects non-cash amortization of capitalized debt issuance costs. These costs are amortized over the term of the related facility (five years for the revolving credit facilities, seven years for the term loan and ten years for the senior subordinated notes and senior discount notes).

- (9) Reflects non-cash amortization of the remaining \$4 million premium after the use of proceeds from the offering by Celanese Corporation of its Series A common stock, that was received in excess of the aggregate principal amount of the \$225 million notes issued on July 1, 2004.

Interest Rate Sensitivity

A 1/8% change in interest rates would have the following effect on pro forma interest expense:

	Year Ended December 31, 2004	Six Months Ended June 30, 2005
	(in millions)	
Term Loan	\$ 1.9	\$ 1.1

- [REDACTED]
- (g) Reflects the tax effect of the pro forma adjustments calculated at a 40% statutory rate on non-U.S. items. The U.S. portion of the pro forma adjustments (including interest expense) does not reflect any tax effects as a result of a 100% valuation allowance on the net U.S. deferred tax assets. See Note 22 to the Consolidated Financial Statements.
- (h) The pro forma statement of operations data does not reflect for the year ended December 31, 2004 (1) a \$53 million (\$31 million after tax) one-time non-cash charge to cost of sales that was incurred as the inventory (to which capitalized manufacturing profit was added under purchase accounting) was sold after closing of the Transactions and the Recent Restructuring, (2) the \$71 million accelerated write-off of the deferred financing costs associated with the senior subordinated bridge loan facilities repaid with the proceeds from the senior subordinated notes, (3) \$18 million write-off of deferred financing fees and \$21 million of prepayment premium associated with the July 2004 redemption of our mandatorily redeemable preferred stock described in "The Transactions" section above; and for the six months ended June 30, 2005 (1) \$74 million of redemption premium, and \$28 million accelerated write-off of deferred financing fees, net of \$2 million of premium, associated with the senior subordinated notes and senior discount notes redeemed with the proceeds of Celanese Corporation's offering of its

Series A common stock, the repayment of our floating rate term loan, and (2) a \$35 million one-time charge to terminate the monitoring services of the Advisor as well as \$10 million paid to the Advisor for the monitoring services.

The pro forma statement of operations data also does not reflect any adjustments for the acquisition of Acetex, the recent purchase of CAG Shares or the acquisition of Vinamul Polymers or the possible future disposition of a portion of our ownership interest in the COC business and Pemeas GmbH (our fuel cell venture) each as described under "Prospectus Summary—Recent Developments" above. The revenues and the operating loss for COC were \$9 million and \$(68) million, respectively, for the year ended December 31, 2004 and \$10 million and \$(37) million, respectively for the six months ended June 30, 2005. The revenues for the fuel cell business were not material for any period presented. The operating loss for our fuel cell business for the year ended December 31, 2004 was approximately \$(10) million and \$(3) million for the six months ended June 30, 2005. As of June 30, 2005, the estimated total assets of COC was

approximately \$12 million, and the estimated total assets of Pemeas GmbH \$19 million. See "Prospectus Summary—Recent Developments."

- (i) Pro forma basic earnings (loss) per common share is computed by dividing earnings (loss) available to common stockholders by the number of common shares outstanding assuming the Recent Financings and related share activity occurred on January 1, 2004. Earnings (loss) available to common stockholders is computed by deducting preferred stock dividends from net earnings (loss). Pro forma diluted earnings per common share is computed by dividing earnings (loss) available to common Series A stockholders by the sum of the number of common shares outstanding assuming the Recent Financings and related share activity occurred on January 1, 2004 adjusted to give effect to common stock equivalents, if dilutive.

Successor pro forma earnings (loss) per share is calculated as follows:

	<u>Pro forma Year Ended December 31, 2004</u>	<u>Pro forma Six Months Ended June 30, 2005</u>
	(In millions, except share and per share amounts)	
Earnings (loss) from continuing operations	\$ (53)	\$ 212
Less: Preferred dividends at a 4.25% dividend rate	(10)	(5)
Earnings (loss) from continuing operations allocable to Series A common stockholders	<u>\$ (63)</u>	<u>\$ 207</u>
Basic net earnings (loss) per common share	<u>\$ (0.40)</u>	<u>\$ 1.31</u>
Diluted net earnings (loss) per common share	<u>\$ (0.40)</u>	<u>\$ 1.24</u>
Basic weighted average common shares outstanding ⁽¹⁾	<u>158,544,801</u>	<u>158,544,801</u>
Diluted weighted average common shares outstanding	<u>158,544,801</u>	<u>170,635,941</u>

- (1) Pro forma weighted average common shares outstanding are calculated as follows:

	<u>Pro forma Year Ended December 31, 2004</u>	<u>Pro forma Six Months Ended June 30, 2005</u>
	(In millions, except share and per share amounts)	
Basic weighted average common shares outstanding	158,544,801	158,544,801
Dilutive stock options	—	91,140
Assumed conversion of preferred stock	—	12,000,000
Diluted weighted average common shares outstanding	<u>158,544,801</u>	<u>170,635,941</u>

For the pro forma year ended December 31, 2004, shares issuable upon the conversion of preferred stock and employee stock options which would have an antidilutive effect have been excluded from the computation of pro forma diluted net earnings (loss) per share.

SELECTED HISTORICAL FINANCIAL DATA

The balance sheet data shown below for December 31, 2003 and 2004, and the statements of operations and cash flow data for 2002, 2003 and the three months ended March 31, 2004 and the nine months ended December 31, 2004, all of which are set forth below, are derived from the Consolidated Financial Statements included elsewhere in this prospectus and should be read in conjunction with those financial statements and the notes thereto. The balance sheet data shown below as of June 30, 2005, and the statements of operations and cash flows data for the three months ended June 30, 2004 and the six months ended June 30, 2005, all of which are set forth below, are derived from the Unaudited Interim Consolidated Financial Statements, included elsewhere in this prospectus and should be read in conjunction with those financial statements and the notes thereto. The balance sheet data for 2002 is derived from the Predecessor's audited financial statements which are not included in this prospectus. The statement of operations data for 2000 and the balance sheet data for 2000 and 2001 all of which are set forth below, are unaudited.

This prospectus presents the financial information relating to CAG and its subsidiaries under the caption "Predecessor" and the information relating to us under the caption "Successor."

As of the date of this prospectus, the Purchaser, an indirect wholly owned subsidiary of the Issuer, owns approximately 98% of the outstanding CAG Shares. As of June 30, 2005, the Purchaser, owned approximately 84% of the outstanding CAG Shares. The Issuer, apart from the financing of the Transactions, does not have any independent external operations other than through the indirect ownership of CAG and CAC, their consolidated subsidiaries, their non-consolidated subsidiaries, ventures and other investments. Accordingly, financial and other information of CAG is presented in this prospectus for periods through March 31, 2004 and our financial and other information is presented for periods subsequent to March 31, 2004.

Predecessor				Successor				
Year Ended December 31,				Three Months Ended March 31, 2004	Three Months Ended June 30, 2004	Nine Months Ended December 31, 2004	Six Months Ended June 30, 2005	
2000	2001	2002	2003				2005	
(unaudited)				(unaudited)			(unaudited)	

(in millions, except for share and per share data)

Statement of Operations Data:

Net sales	\$	4,120	\$	3,970	\$	3,836	\$	4,603	\$	1,243	\$	1,229	\$	3,826	\$	3,026
Cost of sales		(3,403)		(3,409)		(3,171)		(3,883)		(1,002)		(1,058)		(3,092)		(2,300)
Selling, general and administrative expenses		(497)		(489)		(446)		(510)		(137)		(125)		(498)		(297)
Research and development expenses		(75)		(74)		(65)		(89)		(23)		(22)		(67)		(46)
Special charges ⁽¹⁾ :																
Insurance recoveries associated with plumbing cases		18		28		—		107		—		2		1		4
Sorbates antitrust matters		—		—		—		(95)		—		—		—		—
Restructuring, impairment and other special charges, net		(36)		(444)		5		(17)		(28)		(1)		(92)		(69)
Foreign exchange gain (loss)		5		1		3		(4)		—		—		(3)		2
Gain (loss) on disposition of assets		1		—		11		6		(1)		—		3		(2)
Operating profit (loss)		133		(417)		173		118		52		25		78		318
Equity in net earnings of affiliates		18		12		21		35		12		18		36		27
Interest expense		(68)		(72)		(55)		(49)		(6)		(130)		(300)		(244)
Interest and other income (expense), net ⁽²⁾		101		53		41		92		14		(17)		12		45
Income tax benefit (provision)		(99)		111		(57)		(53)		(17)		(10)		(70)		(51)
Minority interests		—		—		—		—		—		(10)		(8)		(38)
Earnings (loss) from continuing operations		85		(313)		123		143		55		(124)		(252)		57
Earnings (loss) from discontinued operations		1		(52)		27		6		23		(1)		(1)		—
Cumulative effect of changes in accounting principles, net of income tax		—		—		18		(1)		—		—		—		—

Net earnings (loss)	\$ 86	\$ (365)	\$ 168	\$ 148	\$ 78	\$ (125)	\$ (253)	\$ 57
---------------------	-------	----------	--------	--------	-------	----------	----------	-------

	Predecessor				Three Months Ended March 31, 2004	Three Months Ended June 30, 2004	Successor	
	Year Ended December 31,						Nine Months Ended December 31, 2004	Six Months Ended June 30, 2005
	2000	2001	2002	2003				
	(unaudited)				(unaudited)		(unaudited)	

(in millions, except for share and per share data)

Earnings per share ⁽³⁾

Earnings (loss) per common share—basic:

Continuing operations	\$ 1.59	\$ (6.22)	\$ 2.44	\$ 2.89	\$ 1.12	\$ (1.25)	\$ (2.54)	\$ 0.35
Discontinued operations	\$ 0.02	\$ (1.03)	\$ 0.54	\$ 0.12	\$ 0.46	\$ (0.01)	\$ (0.01)	\$ —
Cumulative effect of change in accounting principle	—	—	\$ 0.36	\$ (0.02)	—	—	—	—
Net earnings (loss)	\$ 1.61	\$ (7.25)	\$ 3.34	\$ 2.99	\$ 1.58	\$ (1.26)	\$ (2.55)	\$ 0.35
Weighted average shares—basic:	53,293,128	50,331,847	50,329,346	49,445,958	49,321,468	99,377,884	99,377,884	150,182,788

Earnings (loss) per common share—diluted ⁽³⁾:

Continuing operations	\$ 1.59	\$ (6.22)	\$ 2.44	\$ 2.89	\$ 1.11	\$ (1.25)	\$ (2.54)	\$ 0.35
Discontinued operations	\$ 0.02	\$ (1.03)	\$ 0.54	\$ 0.12	\$ 0.46	\$ (0.01)	\$ (0.01)	\$ —
Cumulative effect of change in accounting principle			\$ 0.36	\$ (0.02)				
Net earnings (loss)	\$ 1.61	\$ (7.25)	\$ 3.34	\$ 2.99	\$ 1.57	\$ (1.26)	\$ (2.55)	\$ 0.35
Weighted average shares—diluted ⁽³⁾ :	53,293,128	50,331,847	50,329,346	49,457,145	49,712,421	99,377,884	99,377,884	150,273,928

Statement of Cash Flows

Data:

Net cash provided by (used in) continuing operations:

Operating activities	N/A	\$ 462	\$ 363	\$ 401	\$ (107)	\$ (107)	\$ (63)	\$ 190
Investing activities	N/A	(105)	(139)	(275)	96	(1,649)	(1,810)	(138)
Financing activities	N/A	(337)	(150)	(108)	(43)	2,498	2,686	168

Balance Sheet Data (at the end of period) (2000 and 2001 unaudited):

Trade working capital ⁽⁴⁾	\$ N/A	\$ 499	\$ 599	\$ 641		\$ 762	\$ 859
Total assets	7,138	6,232	6,417	6,814		7,410	7,396
Total debt	1,084	775	644	637		3,387	3,393
Shareholders' equity (deficit)	2,671	1,954	2,096	2,582		(112)	126

(1) Special charges include impairment charges, provisions for restructuring, which include costs associated with employee termination benefits and plant and office closures certain insurance recoveries, and other expenses and income incurred outside the normal course of ongoing operations. See Note 21 and 13 to the Consolidated Financial Statements and the Unaudited Interim Consolidated Financial Statements.

Interest and other income, net, includes interest income, dividends from cost basis investments and other non-operating income (expense).

- (3) Successor earnings (loss) per share is calculated by dividing net earnings (loss) available to common shareholders by the weighted average shares outstanding. Earnings (loss) per share for the Predecessor periods has been calculated by dividing net earnings (loss) by the historical weighted average shares outstanding of the Predecessor. As the capital structure of the Predecessor and Successor are different, the reported earnings (loss) per share are not comparable.
- (4) Trade working capital is defined as trade accounts receivable from third parties and affiliates net of allowance for doubtful accounts, plus inventories, less trade accounts payable to third parties and affiliates. Trade working capital is calculated in the table below (unaudited):

	Predecessor			Successor	
	December 31,			December 31, 2004	June 30, 2005
	2001	2002	2003		
	(unaudited)			(unaudited)	
	(in millions)				
Trade receivables, net	\$ 536	\$ 666	\$ 722	\$ 866	\$ 955
Inventories	483	505	509	618	586
Trade payables	(520)	(572)	(590)	(722)	(682)
	<u>\$ 499</u>	<u>\$ 599</u>	<u>\$ 641</u>	<u>\$ 762</u>	<u>\$ 859</u>

MANAGEMENT'S DISCUSSION AND ANALYSIS OF FINANCIAL CONDITION AND RESULTS OF OPERATIONS

The following discussion and analysis of financial condition and results of operations covers periods prior and subsequent to the Transactions. Accordingly, unless otherwise noted, the discussion and analysis of historical periods do not reflect the significant impact that the Transactions have had and will have on the Issuer, including increased leverage and liquidity requirements as well as purchase accounting adjustments. In addition, the statements in the discussion and analysis regarding industry outlook, expectations regarding the performance of Celanese's business and the other non-historical statements in the discussion and analysis are forward-looking statements. These forward-looking statements are subject to numerous risks and uncertainties, including, but not limited to, the risks and uncertainties described in "Risk Factors." Actual results may differ materially from those contained in or implied by any forward-looking statements. You should read the following discussion together with the sections entitled "Risk Factors," "Unaudited Pro Forma Financial Information," "Selected Historical Financial Data" and "Consolidated Financial Statements" and the Unaudited Interim Consolidated Financial Statements.

The results for the six months ended June 30, 2005, nine months ended December 31, 2003 and the three months ended June 30, 2005 and 2004, March 31, 2005 and 2003 have not been audited; together with the results of the nine months ended December 31, 2004 and the three months ended March 31, 2004, these interim results should not be taken as an indication of the results of operations to be reported for any subsequent period or for the full fiscal year.

Reconciliation of Non-U.S. GAAP Measures: Management compensates for the limitations of using non-U.S. GAAP financial measures by using them to supplement U.S. GAAP results to provide a more complete understanding of the factors and trends affecting the business other than U.S. GAAP results alone. In this regard, we disclose net debt and trade working capital, which are non-U.S. GAAP financial measures. Net debt is defined as total debt less cash and cash equivalents, and trade working capital is defined as trade accounts receivable from third parties and affiliates net of allowance for doubtful accounts, plus inventories, less trade accounts payable to third parties and affiliates. Management uses net debt to evaluate the capital structure and trade working capital to evaluate the investment in receivables and inventory, net of payables. Net debt and trade working capital are not a substitute for any U.S. GAAP financial measure. In addition, calculations of net debt and trade working capital contained in this report may not be consistent with that of other companies. The most directly comparable financial measures presented in accordance with U.S. GAAP in our financial statements for

net debt and trade working capital are total debt and the working capital components of trade working capital identified above, respectively. For a reconciliation of net debt and total debt, see "Financial Highlights" below. For a reconciliation of trade working capital to the working capital components, see "Selected Historical Financial Data."

Basis of Presentation

Impact of the Transactions

On April 6, 2004, pursuant to the Tender Offer, the Purchaser, an indirect wholly owned subsidiary of the Issuer, acquired approximately 84% of the CAG Shares then outstanding. The ordinary shares were acquired at a price of €32.50 per share or an aggregate purchase price of \$1,693 million, including direct acquisition costs of approximately \$69 million. During the nine months ended December 31, 2004 and the six months ended June 30, 2005, the Purchaser acquired additional CAG Shares for a purchase price of \$33 million and \$6 million, respectively. The Purchaser's ownership percentage remained at approximately 84% as of December 31, 2004 and June 30, 2005. The additional CAG Shares were acquired pursuant to a mandatory offer commenced in September 2004 and continuing as of the date of this prospectus. In August 2005, we acquired approximately 5.9 million, or approximately 11.8%, of the outstanding CAG Shares from two shareholders of CAG for the aggregate consideration of approximately €302 million (\$369 million). In addition, we paid to such shareholders an additional purchase price of approximately €12 million (\$15 million) in consideration for the settlement of certain claims and for such shareholders agreeing to, among other things,

60

(1) accept the shareholders' resolutions passed at the extraordinary general meeting of CAG held on July 30 and 31, 2004 and the annual general meeting of CAG held on May 19 and 20, 2005, (2) acknowledge the legal effectiveness of the domination and profit and loss transfer agreement, (3) irrevocably withdraw and abandon all actions, applications and appeals each brought or joined in legal proceedings related to, among other things, challenging the effectiveness of the Domination Agreement and amount of fair cash compensation offered by Purchaser in the mandatory offer required by Section 305(1) of the German Stock Corporation Act, (4) refrain from acquiring any CAG Shares or any other investment in CAG, and (5) refrain from taking any future legal action with respect to shareholder resolutions or corporate actions of CAG. We paid the aggregate consideration of €314 million (\$384 million) for the additional CAG Shares that we acquired from such shareholders and for the agreements described above using available cash. We also announced that we would increase our offer to purchase any remaining outstanding CAG Shares to €51 per share (plus interest on €41.92 per share) for all minority shareholders that would accept the increased offer on or prior to September 29, 2005 and waive their rights to participate in an increase of the offer consideration as a result of the pending award proceedings. In addition, all shareholders who tendered their shares pursuant to the mandatory offer of €41.92 per share commenced in September 2004 and continuing as of the date of this prospectus, were entitled to claim the difference between the increased offer of €51 per share and the mandatory offer of €41.92 per share. Any shareholder who accepted the increased offer of €51 per share, or claimed the difference between the mandatory offer and the increased offer, was obligated to agree to waive its rights to participate in any possible future increase of the offer consideration as a result of the pending award proceedings. For minority shareholders who did not accept the increased offer on or prior to the September 29, 2005 expiration date, the terms of the original €41.92 per share mandatory offer will continue to apply. The mandatory offer will expire on December 1, 2005, unless further extended. As a result of these acquisitions, partially offset by the issuance of additional CAG Shares as a result of the exercise of options issued under the CAG stock option plan, as of the date of this prospectus, we own approximately 98% of the outstanding CAG Shares.

As part of the Tender Offer, the Purchaser agreed to refinance certain existing debt of CAG, pre-fund pension obligations of CAG, pre-fund certain contingencies and certain obligations linked to the value of the CAG Shares, such as the payment of fair cash compensation under the Domination Agreement for the remaining outstanding shares of CAG and payment obligations related to outstanding stock appreciation rights, stock options and interest payments, provide additional funds for working capital and other general corporate purposes, and pay related fees and expenses.

The funds used in connection with the Transactions were provided by equity investments of \$641 million from the Original Stockholders; term loans of approximately \$608 million; senior subordinated bridge loan facilities of \$1,565 million as well as the issuance of \$200 million of aggregate liquidation preference of mandatorily redeemable preferred stock. The senior subordinated bridge loan facilities have since been

refinanced by the senior subordinated notes and the floating rate term loan. As a result of the financing, our interest expense currently is, and will continue to be, substantially higher than it was prior to the Transactions.

We accounted for the acquisition of CAG using the purchase method of accounting and, accordingly, this resulted in a new basis of accounting. The purchase price was allocated based on the fair value of the underlying assets acquired and liabilities assumed. The assets acquired and liabilities assumed are reflected at fair value for the approximately 84% portion acquired and at CAG historical basis for the remaining approximate 16%. The excess of the total purchase price over the fair value of the net assets acquired at closing was allocated to goodwill, and this indefinite lived asset is subject to an annual impairment review. During the three months ended March 31, 2005, the Issuer finalized its purchase accounting adjustments for the acquisition of CAG. (See Notes 2 and 8 to the Unaudited Interim Consolidated Financial Statements and Notes 2 and 13 to the Consolidated Financial Statements).

Impact of the Acquisition of Vinamul

In February 2005, we acquired Vinamul, the North American and European emulsions polymer business of Imperial Chemical Industries PLC ("ICI") for \$208 million. The Vinamul product line includes vinyl acetate-ethylene copolymers, vinyl acetate homopolymers and copolymers, and acrylic and vinyl acrylic emulsions. Vinamul operates manufacturing facilities in the United States, Canada, the United Kingdom, and The Netherlands. As part of the agreement, ICI will continue to supply Vinamul with starch, dextrin and other specialty ingredients following the acquisition. We will supply ICI with vinyl acetate monomer and polyvinyl alcohols. The supply agreements are for 15 years, and the pricing is based on market and other negotiated terms. We primarily financed this acquisition through borrowings of \$200 million under the amended and restated senior credit facilities (See Notes 6 and 9 to the Unaudited Interim Consolidated Financial Statements).

In connection with the acquisition of Vinamul, we have preliminarily allocated the purchase price to assets acquired and liabilities assumed primarily based on the historical cost of the business acquired. The excess of the purchase price over the amounts allocated to assets and liabilities is included in goodwill, and is preliminarily estimated to be \$40 million at June 30, 2005. We are in the process of determining the fair value of all assets acquired and liabilities assumed. We expect to finalize the purchase accounting for this transaction in 2005.

In connection with the acquisition of Vinamul, at the acquisition date, we began formulating a plan to exit or restructure certain activities. We have not completed this analysis, and as of June 30, 2005, have not recorded any liabilities associated with these activities. As we finalize any plans to exit or restructure activities, we may record additional liabilities, for among other things, severance and severance related costs and such amounts could be material.

Successor

Successor—Represents the Issuer's unaudited consolidated financial position as of June 30, 2005 and its unaudited consolidated results of operations for the three months ended June 30, 2005, March 31, 2005 and June 30, 2004 and for the six months ended June 30, 2005 and cash flows for the six months ended June 30, 2005 and for the three months ended June 30, 2004 as well as the audited consolidated financial position as of December 31, 2004 and its audited consolidated results of operations and cash flows for the nine months ended December 31, 2004. These consolidated financial statements reflect the application of purchase accounting, described above, relating to the Transactions and preliminary purchase price accounting adjustments relating to the acquisition of Vinamul.

Predecessor

Predecessor—Represents CAG's audited consolidated financial position as of December 31, 2003 and its audited consolidated results of operations and cash flows for each of the years in the two-year period ended December 31, 2003, its audited interim consolidated results of its operations and cash flows for the three months ended March 31, 2004 and its unaudited interim consolidated results of operations and cash flows for the three months ended March 31, 2003 and the nine months ended December 31, 2003. These consolidated financial statements relate to periods prior to the Transactions and present CAG's historical basis of accounting without the application of purchase accounting.

The results of the Successor are not comparable to the results of the Predecessor due to the difference in the basis of presentation of purchase accounting as compared to historical cost.

Initial Public Offering and Concurrent Financings

In January 2005, the Issuer completed an initial public offering of 50,000,000 shares of Series A common stock and received net proceeds of \$752 million after deducting underwriters' discounts and offering expenses of \$48 million. Concurrently, the Issuer received net proceeds of \$233 million from the offering of 9,600,000 shares of convertible perpetual preferred stock after deducting underwriters' discounts and offering expenses of \$7 million. A portion of the proceeds of the share offerings were used to redeem \$188 million of senior discount notes and \$521 million of senior subordinated notes, excluding early redemption premiums of \$19 million and \$51 million, respectively.

Subsequent to the closing of the initial public offering, we borrowed an additional \$1,135 million under the amended and restated senior credit facilities; a portion of which was used to repay a \$350 million floating rate term loan, which excludes a \$4 million early redemption premium, and \$200 million of which was used as the primary financing for the February 2005 acquisition of the Vinamul emulsions business. Additionally, the amended and restated senior credit facilities includes a \$242 million delayed draw term loan. The delayed draw term loan expired unutilized in July 2005.

On April 7, 2005, the Issuer used the remaining proceeds of the initial public offering and concurrent financings to pay a special cash dividend to holders of the Issuer's Series B common stock of \$804 million, which was declared on March 8, 2005. In addition, on March 9, 2005, the Issuer issued a 7,500,000 Series A common stock dividend to the holders of its Series B common stock which was declared on March 8, 2005. After payment of the \$804 million dividend, all of the outstanding shares of Series B common stock converted automatically into shares of Series A common stock. See Note 3 to the Consolidated Financial Statements.

Recent Highlights:

- Increased our ownership of CAG to approximately 98% as of October 26, 2005 following an agreement with major shareholders and ongoing tender offers.
- Completed the acquisition of Acetex Corporation in July 2005 to strengthen our positioning in acetyls chemicals. Acetex debt was retired primarily with available cash in August 2005.
- Transitioned to purchasing our full requirement of methanol from Southern Chemical Corporation, a Trinidad-based supplier, in an arrangement that is expected to yield significant savings.
- Realized savings from restructuring and productivity improvements in the three months ended June 30, 2005 in all business segments. Discontinued production of certain acetate flake and filament operations, relocated the Acetate Products headquarters to Dallas. Announced closure and relocation of the Bedminster, N.J., financial functions to Dallas by mid-2006.
- Announced intention to build a state-of-the-art vinyl acetate ethylene and conventional emulsions polymer facility in China. Startup is targeted for the first half of 2007.
- Announced plans to construct a world-scale plant for the manufacture of GUR ultra high molecular weight polyethylene in Asia. Production is expected to begin in the second half of 2007.
- Continued to focus the product portfolio by exiting non-strategic businesses, such as the high performance polymer polybenzamidazole ("PBI"), Vectran polymer, emulsion powders and Estech.

- Signed a letter of intent to divest the cyclo-olefine copolymer ("COC") business to a venture between Daicel Chemical Industries Ltd. and our Polyplastics equity investment.
- Adopted a policy to pay common shareholders dividend of \$0.16 per share annually, or 1%, based on the initial public offering price of \$16 per share. The first quarterly dividend of \$0.04 per share was paid on August 11, 2005.
- Announced the sale of the Rock Hill cellulose acetate manufacturing site in October 2005 as part of the restructuring of the Acetate business.

Major Events in 2004

In response to greater demand for Ticona's technical polymers, two projects were announced to expand manufacturing capacity. Ticona announced plans to increase production of polyacetal in North America by about 20%, raising total capacity to 102,000 tons per year at the Bishop, Texas facility. This project was completed in October 2004. Fortron Industries, a venture of Ticona and Kureha Chemicals Industries, plans to increase the capacity of its Fortron polyphenylene sulfide plant in Wilmington, North Carolina, by 25%, by the end of 2005.

In October-November 2004, we completed an organizational restructuring. See "The Recent Restructuring."

In October 2004, we announced plans to implement a strategic restructuring of our acetate business to increase efficiency, reduce overcapacity in certain areas and to focus on products and markets that provide long-term value. As part of this restructuring, we will exit the acetate filament business, which ceased production in April 2005, and have begun to consolidate our acetate flake and tow operations to three locations, instead of five. The restructuring resulted in \$50 million of asset impairment charges recorded as a special charge and \$12 million in charges to depreciation for related asset retirement obligations for the nine months ended December 31, 2004.

In October 2004, we agreed to acquire Acetex Corporation ("Acetex"), a Canadian corporation, for \$270 million and the assumption of debt. Acetex has two primary businesses: the Acetyls Business and the Specialty Polymers and Films Business. The Acetyls business produces acetic acid, polyvinyl alcohol and vinyl acetate monomer. The Specialty Polymers and Films Business produces specialty polymers (used in the manufacture of a variety of plastics products, including packaging and laminating products, auto parts, adhesives and medical products) as well as products for the agricultural, horticultural and construction industries. The acquisition was completed in July 2005 with existing cash.

In November 2004, we announced our plans to purchase Vinamul Polymers, the North American and European emulsion polymer business of National Starch and Chemical Company ("NSC"), for \$208 million. NSC is a subsidiary of Imperial Chemical Industries PLC ("ICI"). Emulsion polymers enhance the performance of adhesives, paints and coatings, textiles, paper, building products and other goods. The acquisition was completed in February 2005 and was financed through the amended and restated senior credit facilities.

In November 2004, Blackstone Crystal Holdings Capital Partners (Cayman) IV Ltd., reorganized as a Delaware company and changed its name to Celanese Corporation.

In December 2004, we approved a plan to dispose of the COC business included within the Technical Polymers Ticona segment and our interest in Pemeas GmbH, the fuel cell venture included in Other Activities. This decision resulted in \$32 million of asset impairment charges recorded as a special charge related to the COC business. The revenues and the operating loss for COC were \$8 million and \$59 million for the nine months ended December 31, 2004, \$1 million and \$9 million for the three months ended March 31, 2004 and \$7 million and \$35 million for the year ended December 31, 2003, respectively. The revenues for the fuel cell business were not material for any period presented. Operating losses for the fuel cell business was \$8 million for the nine months ended December 31, 2004, \$2 million for the three months ended March 31, 2004 and \$12 million for the year ended December 31, 2003. As of December 31, 2004, the estimated total assets and total liabilities of COC, including intercompany payables, were approximately \$42 million and \$74 million, respectively, and the estimated total assets and total liabilities of Pemeas GmbH were \$24 million and \$3 million, respectively. During the six months ended June 30, 2005, we recorded an additional impairment charge of \$24 million primarily

related to the COC business.

In December 2004, we approved a stock incentive plan for executive officers, key employees and directors, a deferred compensation plan for executive officers and key employees, as well as other management incentive programs. We recorded expense of \$50 million related to these new compensation plans during the nine months ended December 31, 2004.

Major Events in 2003

In 2003, CAG took major steps to enhance the value of its businesses, by investing in new production capacity in growth areas, reducing costs and increasing productivity.

Optimizing the Portfolio

- Agreed to sell its acrylates business to The Dow Chemical Company ("Dow") as part of its strategy to focus on core businesses; transaction completed in February 2004

64

- Completed the venture of its European oxo businesses with Degussa AG ("Degussa")
- Sold its nylon business to BASF AG ("BASF").

Investing in Growth Areas

- Received governmental approval and began preparations to build a world-scale acetic acid plant in China, the world's fastest growing market for acetic acid and its derivatives
- Announced agreement with China National Tobacco Corporation to double capacities of three acetate tow plants in China, in which Celanese owns a 30% share
- Brought on stream the Estech venture plant to produce neopolyol esters at Oberhausen, Germany, to supply the growing specialty lubricants markets in Europe, Africa and the Middle East
- Announced plans to expand its GUR ultra high molecular weight polyethylene plant in Oberhausen, Germany, by 10,000 tons, increasing our total worldwide capacity by 17% in the second half of 2004
- Broke ground with Asian partners for a new investment in a polyacetal plant in China, the world's highest growth market for engineering plastics.

Reducing Costs and Increasing Productivity

- Agreed to source methanol from Southern Chemical Corporation in mid-2005 under a multi-year contract expected to reduce significantly overall exposure to U.S. Gulf Coast natural gas volatility
- Initiated measures to redesign Ticona's organization, reduce costs and increase productivity
- Achieved significant cost savings from completion of Focus and Forward restructuring programs

- Intensified use of Six Sigma and other productivity tools throughout the organization to reduce costs and generate additional revenue
- Began implementation of a company-wide SAP platform to reduce administrative costs by eliminating complexity in information systems and to provide for ongoing improvement in business processes and service
- Completed a new, more efficient plant for synthesis gas, a primary raw material used at the Oberhausen, Germany site.

Major Events in 2002

Enhancing the Value of CAG's Portfolio

- Acquisition of the European emulsions and global emulsion powders businesses from Clariant AG, Switzerland
- Divestiture of Tresaphan, the oriented polypropylene ("OPP") film business
- Formation of a 50/50 European venture with Hatco Corporation, U.S. for production and marketing of neopolyol esters, a basic raw material for synthetic lubricants.

Continuing Internal Growth Activities

- Start-up of a new 30,000 ton per year GUR ultra-high molecular weight polyethylene plant in Bishop, Texas
- Completion of capacity expansion for Vectra liquid crystal polymers in Shelby, North Carolina

-
- Opening of the world's first pilot plant for high temperature membrane electrode assemblies for fuel cells in Frankfurt, Germany
 - Announcement to construct with Asian partners a world-scale 60,000 ton per annum polyacetal plant in China.

Additional Highlights:

- Cost savings of an estimated \$95 million achieved in 2002 associated with the Focus and Forward restructuring programs, initiated in 2001
- Agreement with BOC p.l.c., United Kingdom to supply carbon monoxide that feeds the acetic acid production facility at the Clear Lake, Texas site in a move to decrease costs and improve efficiency
- Divestiture of global allylamines and U.S. alkylamines business with production sites in Portsmouth, Virginia and Bucks, Alabama

- Initiation in December 2002 of a buy back of up to 1,031,941 shares
- Expensing of stock options commenced in July 2002 at a total estimated cost of €10 million (\$10 million), of which approximately \$3 million was recognized in 2002.

Financial Highlights

	<u>Successor</u>	<u>Successor</u>	<u>Successor</u>	<u>Predecessor</u>
	Three Months Ended June 30, 2005	Three Months Ended June 30, 2004	Six Months Ended June 30, 2005	Three Months Ended March 31, 2004
	(unaudited)	(unaudited)	(unaudited)	
(in \$ millions)				
Statement of Operations Data:				
Net sales	1,517	1,229	3,026	1,243
Special charges:				
Insurance recoveries associated with plumbing cases	4	2	4	—
Restructuring, impairment and other special charges, net	(31)	(1)	(69)	(28)
Operating profit	152	25	318	52
Earnings (loss) from continuing operations before tax and minority interests	123	(104)	146	72
Earnings (loss) from continuing operations	67	(124)	57	55
Earnings (loss) from discontinued operations	—	(1)	—	23
Net earnings (loss)	67	(125)	57	78

	<u>Successor</u>	
	As of June 30, 2005	As of December 31, 2004
	(unaudited)	
	(in \$ millions)	
Balance Sheet Data:		
Short-term borrowings and current installments of long-term debt – third party and affiliates	140	144
Plus: Long-term debt	3,253	3,243
Total debt	3,393	3,387
Less: Cash and cash equivalents	959	838
Net debt	<u>2,434</u>	<u>2,549</u>

	Three Months Ended June 30, 2005	Three Months Ended June 30, 2004	Six Months Ended June 30, 2005	Three Months Ended March 31, 2004
	(unaudited)	(unaudited)	(unaudited)	
(in \$ millions)				
Other Data:				
Depreciation and amortization	67	71	130	72
Operating margin ⁽¹⁾	10.0%	2.0%	10.5%	4.2%
Earnings (loss) from continuing operations before tax and minority interests as a percentage of net sales	8.1%	(8.5)%	4.8%	5.8%

(1) Defined as operating profit divided by net sales.

Financial Highlights (Continued)

	Successor		Predecessor			
	Nine Months Ended December 31, 2004	Nine Months Ended December 31, 2003	Three Months Ended March 31, 2004	Three Months Ended March 31, 2003	Year Ended December 31, 2003	Year Ended December 31, 2002
	(unaudited)		(unaudited)			
(in \$ millions)						
Statement of Operations Data:						
Net sales	3,826	3,466	1,243	1,137	4,603	3,836
Special charges						
Insurance recoveries associated with plumbing cases	1	107	—	—	107	—
Sorbates antitrust matters	—	(95)	—	—	(95)	—
Restructuring, impairment and other special charges, net	(92)	(16)	(28)	(1)	(17)	5
Operating profit	78	46	52	72	118	173
Earnings (loss) from continuing operations before tax						
and minority interests	(174)	108	72	88	196	180
Earnings (loss) from continuing operations	(252)	79	55	64	143	123
Earnings (loss) from discontinued operations	(1)	13	23	(7)	6	27
Net earnings (loss)	(253)	92	78	56	148	168

Successor	Predecessor
As of December 31,	As of December 31,

	2004	2003
(in \$ millions)		
Balance Sheet Data:		
Short-term borrowings and current installments of long-term debt - third party and affiliates	144	148
Plus: Long-term debt	3,243	489
Total debt	3,387	637
Less: Cash and cash equivalents	838	148
Net debt	<u>2,549</u>	<u>489</u>

	Successor		Predecessor			
	Nine Months Ended December 31, 2004	Nine Months Ended December 31, 2003	Three Months Ended March 31, 2004	Three Months Ended March 31, 2003	Year Ended December 31, 2003	Year Ended December 31, 2002
	(unaudited)		(unaudited)			

	(in \$ millions)					
Other Data:						
Depreciation and amortization	184	224	72	70	294	247
Operating margin ⁽¹⁾	2.0%	1.3%	4.2%	6.3%	2.6%	4.5%
Earnings (loss) from continuing operations before tax and minority interests as a percentage of net sales	(4.5)%	3.1%	5.8%	7.7%	4.3%	4.7%



⁽¹⁾ Defined as operating profit divided by net sales.

**CELANESE CORPORATION AND SUBSIDIARIES
CONSOLIDATED STATEMENTS OF OPERATIONS**

	Successor		Predecessor			
	Nine Months Ended December 31, 2004	Nine Months Ended December 31, 2003	Three Months Ended March 31, 2004	Three Months Ended March 31, 2003	Year Ended December 31, 2003	Year Ended December 31, 2002
	(unaudited)		(unaudited)			
(in \$ millions)						
Net sales	3,826	3,466	1,243	1,137	4,603	3,836
Cost of sales	(3,092)	(2,948)	(1,002)	(935)	(3,883)	(3,171)
Selling, general and administrative expenses	(498)	(402)	(137)	(108)	(510)	(446)
Research and development expenses	(67)	(69)	(23)	(20)	(89)	(65)

Special charges:						
Insurance recoveries associated with plumbing cases	1	107	—	—	107	—
Sorbates antitrust matters	—	(95)	—	—	(95)	—
Restructuring, impairment and other special charges, net	(92)	(16)	(28)	(1)	(17)	5
Foreign exchange gain (loss), net	(3)	(3)	—	(1)	(4)	3
Gain (loss) on disposition of assets, net	3	6	(1)	—	6	11
Operating profit	78	46	52	72	118	173
Equity in net earnings of affiliates	36	25	12	10	35	21
Interest expense	(300)	(37)	(6)	(12)	(49)	(55)
Interest income	24	38	5	6	44	18
Other income (expense), net	(12)	36	9	12	48	23
Earnings (loss) from continuing operations before tax and minority interests	(174)	108	72	88	196	180
Income tax provision	(70)	(29)	(17)	(24)	(53)	(57)
Earnings (loss) from continuing operations before minority interests	(244)	79	55	64	143	123
Minority interests	(8)	—	—	—	—	—
Earnings (loss) from continuing operations	(252)	79	55	64	143	123
Earnings (loss) from discontinued operations:						
Earnings (loss) from operation of discontinued operations	—	7	(5)	(8)	(1)	(43)
Gain (loss) on disposal of discontinued operations	(2)	9	14	(2)	7	14
Income tax benefit	1	(3)	14	3	—	56
Earnings (loss) from discontinued operations	(1)	13	23	(7)	6	27
Cumulative effect of changes in accounting principles, net of income tax	—	—	—	(1)	(1)	18
Net earnings (loss)	<u>(253)</u>	<u>92</u>	<u>78</u>	<u>56</u>	<u>148</u>	<u>168</u>

Overview—Three Months Ended June 30, 2005 Compared with Three Months Ended June 30, 2004

In the three months ended June 30, 2005, net sales rose 23% to \$1,517 million compared to \$1,229 million in the same period last year primarily on higher pricing, mainly in Chemical Products, and the sales of the recently acquired Vinamul emulsions business, which closed in the first quarter of 2005. Operating profit rose significantly to \$152 million versus \$25 million last year on margin expansion principally driven by higher pricing and productivity improvements. These effects more than offset higher raw material and energy costs, mainly for ethylene and natural gas, and higher special charges. Operating profit in 2004 included a \$49 million charge for a non-cash inventory-related purchase accounting adjustment. The Company recorded net earnings of \$67 million compared to a net loss of \$125 million, which included \$71 million of deferred financing costs for the prepayment of the senior subordinated bridge loan facilities. The second quarter of 2005 benefited from higher operating profit and a \$40 million favorable change in our net foreign currency gain (loss) resulting from exchange rate movements and a change from a net asset to a net liability foreign currency position.

Overview—Three Months Ended March 31, 2005 Compared with Three Months Ended March 31, 2004

In the three months ended March 31, 2005, net sales rose 21% to \$1,509 million compared to \$1,243 million, in the same period last year, primarily on significant higher pricing. Higher volumes, favorable currency movements and composition changes, of which \$66 million was related to the Vinamul emulsions acquisition,

increased net sales. The Company recorded a net loss of \$10 million compared to earnings of \$78 million for CAG largely due to higher interest expense, which included \$102 million in refinancing related costs (comprising early redemption premiums and accelerated amortization of deferred financing costs of \$74 million and \$28 million, respectively), and higher special charges, mainly due to \$35 million in expenses for the termination of sponsor monitoring services. The three months ended March 31, 2005 benefited from higher pricing mainly in Chemical Products, driven by strong demand and higher industry capacity utilization. The Company also benefited from cost savings resulting from restructuring and productivity improvement programs as well as lower depreciation and amortization. These benefits were partially offset by higher raw materials and energy costs.

Overview—Nine Months Ended December 31, 2004 Compared with Nine Months Ended December 31, 2003

All business segments experienced volume growth in the nine months ended December 31, 2004 compared to the same period last year. The Chemical Products segment benefited from stronger overall demand, while the Ticona segment grew on new commercial applications and stronger demand from the automotive, electrical/electronics, household goods, and medical markets. The performance of Ticona's affiliates also reflected improved business conditions. The overall economic environment, however, remained challenging due to higher raw material and energy costs, as well as weaker pricing for some products in the Ticona and Performance Products segments compared to the same period last year.

Net sales in the nine months ended December 31, 2004 rose 10% to \$3,826 million compared to net sales for the same period in 2003 mainly on higher volumes in all business segments, stronger pricing in Chemical Products and favorable currency effects, which were partially offset by lower pricing in the remaining segments and changes in the composition of the Chemical Products segment.

Operating profit increased by 70% to \$78 million compared to the same period last year. Operating profit benefited from increased net sales, lower stock appreciation rights expense of \$76 million as well as cost savings. These factors were partially offset by increased raw material and energy costs, higher special charges of \$87 million, expenses associated with a new management compensation plan of \$50 million, and higher professional and consulting fees. For the nine months ended December 31, 2004, operating profit included lower depreciation and amortization of \$40 million resulting primarily from purchase accounting adjustments and a non-cash charge of \$53 million in inventory-related purchase accounting adjustments.

Earnings from continuing operations before tax and minority interests decreased to a loss of \$174 million from earnings of \$108 million in the same period last year mainly due to an increase in interest expense of \$263 million, resulting from the higher debt levels and the expensing of deferred financing costs of \$89 million, and the absence of \$18 million in income from the demutualization of an insurance provider, which was partially offset by higher operating profit of \$32 million.

Net earnings (loss) decreased to a loss of \$253 million compared to earnings of \$92 million for the same period a year earlier.

Net debt (total debt less cash and cash equivalents) rose to \$2,549 million from \$489 million as of December 31, 2003, primarily to finance the acquisition of CAG and to prefund benefit obligations.

Overview—Three Months Ended March 31, 2004 Compared with Three Months Ended March 31, 2003

In the three months ended March 31, 2004, all of CAG's businesses experienced strong volume growth compared to the same period the previous year. CAG benefited from increased activity in some of its markets, such as electrical/electronics, new applications for technical polymers and food ingredients, and tight supply conditions in the acetyl products markets. Operating profit declined, however, due to higher raw material and energy costs, special charges and the absence of income from stock appreciation rights, which were partially offset by favorable currency effects.

Net sales increased 9% to \$1,243 million due to volume increases and favorable currency effects, resulting mainly from the stronger euro versus the U.S. dollar. Volume increases were particularly strong in the Acetate Products and Ticona segments. These factors were partially offset by the effects of transfer of the European oxo business to a venture in the fourth quarter of 2003.

Earnings from continuing operations were \$55 million compared to \$64 million in the comparable period in 2003. Net earnings (loss) increased to \$78 million from \$56 million due to an increase in earnings of \$30 million from discontinued operations resulting mainly from the sale of the acrylates business.

Overview—2003 Compared with 2002

In a global business environment characterized by higher raw material and energy costs and modest growth, CAG achieved full year 2003 net earnings of \$148 million compared to net earnings of \$168 million for 2002. Earnings from continuing operations increased to \$143 million in 2003 compared to \$123 million in 2002. Earnings from continuing operations excludes the results of the nylon and the majority of the acrylates businesses, which were divested on December 31, 2003 and February 1, 2004, respectively, and are included in earnings (loss) from discontinued operations. Net sales increased to \$4,603 million in 2003 from \$3,836 million in 2002 due to price and volume increases and favorable currency movements.

Earnings from continuing operations before tax and minority interests increased to \$196 million in 2003 compared to \$180 million in 2002. This increase was primarily due to higher pricing, particularly in the Chemical Products segment, increased volumes in all segments, cost reductions, productivity improvements and favorable currency movements. Additional favorable adjustments included greater earnings from affiliates, mainly in Asia, increased interest and income from plumbing insurance recoveries and the demutualization of an insurance provider, as well as the addition of the emulsions business acquired at the end of 2002. Also affecting earnings from continuing operations before tax and minority interests was income of \$107 million from insurance recoveries and \$95 million of expense associated with antitrust matters in the Sorbates industry as discussed below. These increases were mainly offset by higher costs for raw materials and energy and increased expense for stock appreciation rights.

Significant items affecting earnings from continuing operations before tax and minority interests from 2003 to 2002 were approximately:

71

(in \$ millions)

Pricing and volume improvements	240
Higher costs for raw materials and energy, net of cost reductions and productivity improvements	(180)
Interest and other income from plumbing insurance recoveries	127
Earnings from affiliates	14
Sorbates antitrust matters	(95)
Stock appreciation rights expense	(56)

Although CAG recorded special charges of only \$5 million, special charges significantly affected the operating results of the Ticona and Performance Products segments in 2003. Ticona's operating profit benefited from income of \$107 million from insurance recoveries related to the plumbing cases. The insurance recoveries more than offset special charges related to Ticona's organizational redesign efforts and the closing of a manufacturing facility in the United Kingdom. The operating profit of the Performance Products' segment was burdened by \$95 million in special charges relating to a European Commission decision to fine Hoechst €99 million (\$115 million) for antitrust matters in the sorbates industry that occurred prior to the demerger.

Segment net sales in 2003 increased 21% compared to 2002 due to the inclusion of the emulsions business acquired at year-end 2002 (+8%), favorable currency effects (+5%) and higher pricing (+5%) and volumes (+4%). These increases were partly offset by the transfer of the European oxo business to a venture in the fourth quarter 2003 (-1%). Operating profit declined by 32% to \$118 million in 2003 compared to \$173 million in 2002. This decline reflected increased raw material and energy costs, as well as higher expense for stock appreciation rights and special charges discussed below. These factors outweighed increased pricing in the Chemical Products and Acetate Products segments, higher volumes in all segments, particularly in Ticona and Performance Products, cost reductions, productivity improvements, increased income from the captive insurance companies

and the addition of the emulsions business.

In the Chemical Products segment, the contribution from the emulsions business, favorable currency movements and cost reductions were outweighed by higher energy costs and an increase in stock appreciation rights expense. Overall in 2003, increased selling prices offset higher raw material costs, although pricing outpaced raw material costs in the first half of the year and lagged in the second half. In the Acetate Products segment, increased pricing and volumes as well as productivity gains only partially offset higher raw material and energy prices. Increased demand led to volume improvements in the Ticona segment on the development of new applications and entry into new markets, partially offset by organizational redesign costs. Volume increases for the Performance Products' Sunett sweetener were offset by lower pricing for Sunett and sorbates.

CAG reduced its net debt by 6% to \$489 million as of December 31, 2003 compared to \$520 million as of December 31, 2002. This decrease primarily represents the net repayment of \$68 million of debt offset by the addition of \$38 million of debt related to the consolidation of a variable interest entity under Financial Accounting Standard Board Interpretation No. 46, Consolidation of Variable Interest Entities. Trade working capital increased to \$641 million at December 31, 2003 from \$599 million at December 31, 2002. This increase is primarily related to favorable foreign currency effects as lower payables more than offset the reduction in inventory resulting from the high levels at the end of 2002, resulting from advance purchases of wood pulp, a key raw material, in the Acetate Products segment caused by the shutdown of a major supplier. Operating cash flow benefited by \$180 million relating to the effects of hedging of currency exposure on intercompany funding of operations in U.S. dollars, compared to approximately \$95 million in 2002. Benefit obligations decreased by \$106 million to \$1,165 million in 2003 from \$1,271 million primarily due to an increase in the fair value of plan assets, contributions, payments and a plan amendment related to the U.S. postretirement medical plan. These factors were partially offset by the effects of a decrease in the discount rate.

In 2003, CAG took major steps to concentrate on its core businesses. In September, CAG reached an agreement to sell its acrylates business to Dow. The transaction was completed on February 1, 2004. On October 1, European Oxo GmbH, Celanese's oxo chemicals venture with Degussa, began operations.

CAG streamlined its manufacturing operations and administrative functions, mainly in the Chemical Products and Ticona segments, and, as a result, recorded termination benefit expenses of \$26 million in cost of sales, primarily in the fourth quarter of 2003.

Selected Data by Business Segment—Three Months Ended June 30, 2005 Compared with Three Months Ended June 30, 2004

	<u>Successor</u> <u>Three Months</u> <u>Ended June 30,</u> <u>2005</u>	<u>Successor</u> <u>Three Months</u> <u>Ended June 30,</u> <u>2004</u>	<u>Change in</u> <u>\$</u>
(in \$ millions, unaudited)			
Net Sales			
Chemical Products	1,085	808	277
Technical Polymers Ticona	223	220	3
Acetate Products	183	173	10
Performance Products	47	45	2
Segment Total	1,538	1,246	292
Other Activities	8	11	(3)
Intersegment Eliminations	(29)	(28)	(1)
Total Net Sales	<u>1,517</u>	<u>1,229</u>	<u>288</u>
Special Charges			
Chemical Products	(3)	(1)	(2)

Technical Polymers Ticona	(20)	2	(22)
Acetate Products	—	—	—
Performance Products	—	—	—
Segment Total	(23)	1	(24)
Other Activities	(4)	—	(4)
Total Special Charges	(27)	1	(28)

Operating Profit (Loss)

Chemical Products	155	36	119
Technical Polymers Ticona	5	11	(6)
Acetate Products	10	10	—
Performance Products	15	2	13
Segment Total	185	59	126
Other Activities	(33)	(34)	1
Total Operating Profit	152	25	127

**Earnings (Loss) from Continuing Operations
Before Tax and Minority Interests**

Chemical Products	149	34	115
Technical Polymers Ticona	22	26	(4)
Acetate Products	12	14	(2)
Performance Products	14	1	13
Segment Total	197	75	122
Other Activities	(74)	(179)	105
Total Earnings (Loss) from Continuing Operations Before Tax and Minority Interests	123	(104)	227

Selected Data by Business Segment—Three Months Ended June 30, 2005 Compared with Three Months Ended June 30, 2004 (Continued)

	Successor Three Months Ended June 30, 2005	Successor Three Months Ended June 30, 2004	Change in \$
(in \$ millions unaudited)			
Depreciation & Amortization			
Chemical Products	39	38	1
Technical Polymers Ticona	14	15	(1)
Acetate Products	9	14	(5)
Performance Products	3	2	1
Segment Total	65	69	(4)
Other Activities	2	2	—
Total Depreciation and Amortization	67	71	(4)

Factors Affecting Second Quarter 2005 Segment Sales Compared to Second Quarter 2004

<i>in percent</i>	Volume	Price	Currency	Other*	Total
Chemical Products	(1)%	21%	2%	12%	34%
Technical Polymers Ticona	(5)	4	2	—	1
Acetate Products	1	5	—	—	6
Performance Products	2	(3)	5	—	4
Segment Total	<u>(2)%</u>	<u>15%</u>	<u>2%</u>	<u>8%</u>	<u>23%</u>



* Primarily represents sales of the recently acquired Vinamul emulsion business

74

Summary by Business Segment—Three Months Ended June 30, 2005 Compared with Three Months Ended June 30, 2004

Chemical Products

<i>in \$ millions (except for percentages) unaudited</i>	Successor Three Months Ended June 30, 2005	Successor Three Months Ended June 30, 2004	Change in \$
Net sales	1,085	808	277
Net sales variance:			
Volume	(1)%		
Price	21%		
Currency	2%		
Other	12%		
Operating profit	155	36	119
Operating margin	14.3%	4.5%	
Special charges	(3)	(1)	(2)
Earnings (loss) from continuing operations before tax and minority interests	149	34	115
Depreciation and amortization	39	38	1

Three Months Ended June 30, 2005 Compared with Three Months Ended June 30, 2004

Chemical Products' net sales increased 34% to \$1,085 million compared to the same period last year on significantly higher pricing, sales of the newly acquired Vinamul business and favorable currency movements. Major business lines continued to operate at high utilization rates while volumes declined for non-core derivative products. Pricing increased for most chemical products, particularly vinyl acetate, acetic acid and acetate esters, driven by continued strong demand, high utilization rates across the industry and higher raw material costs, mainly for ethylene and natural gas.

Earnings from continuing operations before tax and minority interests increased to \$149 million from \$34 million on higher pricing and productivity improvements, which were partly offset by higher raw material costs. Earnings in 2004 included a \$15 million charge for a non-cash inventory-related purchase accounting adjustment.

Technical Polymers Ticona

<i>in \$ millions (except for percentages) unaudited</i>	<u>Successor</u> Three Months Ended June 30, 2005	<u>Successor</u> Three Months Ended June 30, 2004	Change in \$
Net sales	223	220	3
Net sales variance:			
<i>Volume</i>	(5)%		
<i>Price</i>	4%		
<i>Currency</i>	2%		
Operating profit	5	11	(6)
Operating margin	2.2%	5.0%	
Special charges	(20)	2	(22)
Earnings (loss) from continuing operations before tax and minority interests	22	26	(4)
Depreciation and amortization	14	15	(1)

Three Months Ended June 30, 2005 Compared with Three Months Ended June 30, 2004

Ticona's net sales increased 1% to \$223 million compared to the same period last year on higher pricing and favorable currency movements. Pricing rose as previously announced price increases took effect. Volumes declined largely for polyacetal ("POM") due to weakness in the automotive sector, primarily in Europe, and on reduced sales for lower-end applications.

Earnings from continuing operations before tax and minority interests decreased to \$22 million from \$26 million as higher pricing, cost savings and dividend income from cost investments did not fully offset \$20 million in special charges, primarily for the impairment of the COC business, lower volumes and higher raw material costs. Equity in net earnings of affiliates remained relatively flat compared to last year. Earnings in 2004 included an \$18 million charge for a non-cash inventory-related purchase accounting adjustment.

Acetate Products

<i>in \$ millions (except for percentages) unaudited</i>	<u>Successor</u> Three Months Ended June 30, 2005	<u>Successor</u> Three Months Ended June 30, 2004	Change in \$
Net sales	183	173	10
Net sales variance:			
<i>Volume</i>	1%		
<i>Price</i>	5%		
Operating profit	10	10	—
Operating margin	5.5%	5.8%	
Special charges	—	—	—

Earnings (loss) from continuing operations before

tax and minority interests	12	14	(2)
Depreciation and amortization	9	14	(5)

Three Months Ended June 30, 2005 Compared with Three Months Ended June 30, 2004

Net sales for Acetate Products increased by 6% to \$183 million compared to the same period last year on higher pricing and volumes. Pricing increased for all business lines while volumes increased mainly on higher flake sales to the Company's recently expanded China tow ventures.

Earnings from continuing operations before tax and minority interests decreased to \$12 million compared to \$14 million in the same period last year. Higher pricing and savings from restructuring and productivity improvements were more than offset by increased raw material and energy costs as well as temporarily higher manufacturing costs, resulting from a realignment of production and inventory levels as part of the acetate restructuring strategy.

Performance Products

in \$ millions (except for percentages) unaudited	Successor Three Months Ended June 30, 2005	Successor Three Months Ended June 30, 2004	Change in \$
Net sales	47	45	2
Net sales variance:			
<i>Volume</i>	2%		
<i>Price</i>	(3)%		
<i>Currency</i>	5%		
Operating profit	15	2	13
Operating margin	31.9%	4.4%	
Special charges	—	—	—
Earnings (loss) from continuing operations before tax and minority interests	14	1	13
Depreciation and amortization	3	2	1

Three Months Ended June 30, 2005 Compared with Three Months Ended June 30, 2004

Net sales for Performance Products increased by 4% to \$47 million compared to the same period last year mainly as the result of favorable currency effects and modest volume increases. Pricing for Sunett[®] sweetener declined, consistent with the Company's positioning strategy for the product while pricing for sorbates continued to improve.

Earnings from continuing operations before tax and minority interests increased to \$14 million from \$1 million last year, which included a \$12 million charge for a non-cash inventory-related purchase accounting adjustment. The increase in earnings resulted from favorable currency movements, improved sorbates performance and productivity improvements.

Other Activities

Other Activities primarily consists of corporate center costs, including financing and administrative activities, and certain other operating entities, including the captive insurance companies.

Three Months Ended June 30, 2005 Compared with Three Months Ended June 30, 2004

Net sales for Other Activities decreased to \$8 million from \$11 million in the same quarter last year

primarily due to the sale of PBI and the Vectran product lines in the second quarter of 2005. Loss from continuing operations before tax and minority interests improved to a loss of \$74 million from a loss of \$179 million in the same period last year. This was primarily due to the expensing in 2004 of \$71 million in deferred financing costs for the prepayment of the senior subordinated bridge loan facilities. Also contributing to this decrease was a \$40 million favorable change in our net foreign currency gain (loss) resulting from exchange rate movements and a change from a net asset to a net liability foreign currency position.

Selected Data by Business Segment—Three Months Ended March 31, 2005 Compared with Three Months Ended March 31, 2004

	<u>Successor</u> <u>Three Months</u> <u>Ended March 31,</u> <u>2005</u>	<u>Predecessor</u> <u>Three Months</u> <u>Ended March 31,</u> <u>2004</u>	<u>Change in</u> <u>\$</u>
	unaudited		
	(in \$ millions)		
Net Sales			
Chemical Products	1,044	818	226
Technical Polymers Ticona	239	227	12
Acetate Products	196	172	24
Performance Products	47	44	3
Segment Total	1,526	1,261	265
Other Activities	12	11	1
Intersegment Eliminations	(29)	(29)	—
Total Net Sales	<u>1,509</u>	<u>1,243</u>	<u>266</u>
Special Charges			
Chemical Products	(1)	(1)	—
Technical Polymers Ticona	(1)	(1)	—
Acetate Products	(1)	—	(1)
Performance Products	—	—	—
Segment Total	(3)	(2)	(1)
Other Activities	(35)	(26)	(9)
Total Special Charges	<u>(38)</u>	<u>(28)</u>	<u>(10)</u>
Operating Profit (Loss)			
Chemical Products	177	65	112
Technical Polymers Ticona	39	31	8
Acetate Products	20	9	11
Performance Products	13	11	2
Segment Total	249	116	133
Other Activities	(83)	(64)	(19)
Total Operating Profit	<u>166</u>	<u>52</u>	<u>114</u>

**Earnings (Loss) from Continuing Operations
Before Tax and Minority Interests**

Chemical Products	193	64	129
Technical Polymers Ticona	51	45	6
Acetate Products	20	9	11
Performance Products	12	11	1
Segment Total	276	129	147
Other Activities	(253)	(57)	(196)
Total Earnings from Continuing Operations Before Tax and Minority Interests	23	72	(49)

78

Selected Data by Business Segment—Three Months Ended March 31, 2005 Compared with Three Months Ended March 31, 2004 (Continued)

	Successor Three Months Ended March 31, 2005	Predecessor Three Months Ended March 31, 2004	Change in \$
	unaudited		
	(in \$ millions)		
Depreciation & Amortization			
Chemical Products	34	39	(5)
Technical Polymers Ticona	15	16	(1)
Acetate Products	9	13	(4)
Performance Products	3	2	1
Segment Total	61	70	(9)
Other Activities	2	2	—
Total Depreciation and Amortization	63	72	(9)

Factors Affecting First Quarter 2005 Segment Sales Compared to First Quarter 2004

<i>in percent</i>	Volume	Price	Currency	Other*	Total
Chemical Products	(1)%	22%	3%	4%	28%
Technical Polymers Ticona	2	—	3	—	5
Acetate Products	11	3	—	—	14
Performance Products	9	(7)	5	—	7
Segment Total	2%	15%	2%	2%	21%

* Primarily represents sales of the recently acquired Vinamul emulsion business

Summary by Business Segment—Three Months Ended March 31, 2005 Compared with Three Months Ended March 31, 2004

Chemical Products

<i>in \$ millions (except for percentages)</i>	<u>Successor</u> Three Months Ended March 31, 2005	<u>Predecessor</u> Three Months Ended March 31, 2004	Change in \$
	unaudited		
Net sales	1,044	818	226
Net sales variance:			
<i>Volume</i>	(1)%		
<i>Price</i>	22%		
<i>Currency</i>	3%		
<i>Other</i>	4%		
Operating profit	177	65	112
Operating margin	17.0%	7.9%	
Special charges	(1)	(1)	—
Earnings (loss) from continuing operations before tax and minority interests	193	64	129
Depreciation and amortization	34	39	(5)

79

Three Months Ended March 31, 2005 Compared with Three Months Ended March 31, 2004

Chemical Products' net sales increased 28% to \$1,044 million compared to the same period last year mainly on higher pricing, segment composition changes, of which \$66 million was related to the Vinamul emulsions acquisition, and favorable currency effects. Pricing increased for most products, driven by continued strong demand and high utilization rates across the chemical industry.

Earnings from continuing operations before tax and minority interests increased to \$193 million from \$64 million in the same period last year as higher pricing was partially offset by higher raw material costs. Earnings also benefited from an increase of \$9 million in dividends from our methanol cost investment, which totaled \$12 million in the quarter.

Technical Polymers Ticona

<i>in \$ millions (except for percentages)</i>	<u>Successor</u> Three Months Ended March 31, 2005	<u>Predecessor</u> Three Months Ended March 31, 2004	Change in \$
	unaudited		
Net sales	239	227	12
Net sales variance:			
<i>Volume</i>	2%		
<i>Currency</i>	3%		

Operating profit	39	31	8
Operating margin	16.3%	13.7%	
Special charges	(1)	(1)	—
Earnings (loss) from continuing operations before tax and minority interests	51	45	6
Depreciation and amortization	15	16	(1)

Three Months Ended March 31, 2005 Compared with Three Months Ended March 31, 2004

Net sales for Ticona increased by 5% to \$239 million compared to the same period last year due to favorable currency effects and slightly higher volumes. Volumes increased for most product lines due to the successful introduction of new applications, which outweighed declines in polyacetal volumes resulting from the Company's focus on high-end business and decreased sales to European automotive customers. Overall pricing remained flat quarter over quarter as successfully implemented price increases were offset by lower average pricing for certain products due to the commercialization of lower cost grades for new applications.

Earnings from continuing operations before tax and minority interests increased 13% to \$51 million as the result of cost savings from a recent restructuring, the favorable effects of a planned maintenance turnaround as well as slightly higher volumes. These increases were partially offset by higher raw material and energy costs.

Acetate Products

<i>in \$ millions (except for percentages)</i>	Successor	Predecessor	Change in \$
	Three Months Ended March 31, 2005	Three Months Ended March 31, 2004	
	unaudited		
Net sales	196	172	24
Net sales variance:			
<i>Volume</i>	11%		
<i>Price</i>	3%		
Operating profit	20	9	11
Operating margin	10.2%	5.2%	
Special charges	(1)	—	(1)
Earnings (loss) from continuing operations before tax and minority interests	20	9	11
Depreciation and amortization	9	13	(4)

Three Months Ended March 31, 2005 Compared with Three Months Ended March 31, 2004

Net sales for Acetate Products increased by 14% to \$196 million compared to the same quarter last year on higher volumes and pricing. Flake volumes increased mainly as a result of demand from Company ventures in China that recently completed tow capacity expansions. Filament volumes rose in anticipation of the Company's plans to exit this business by the end of the second quarter. Pricing increased for all business lines to cover higher raw material costs.

Earnings from continuing operations before tax and minority interests more than doubled from \$9 million in first quarter last year to \$20 million this year due to increased volumes, pricing and productivity improvements, which more than offset higher raw material and energy costs. Earnings also benefited from \$4 million in lower depreciation and amortization expense largely as a result of previous impairments related to a major restructuring, which was partly offset by \$3 million of expense for an asset retirement obligation.

Performance Products

in \$ millions (except for percentages)	Successor	Predecessor	Change in \$
	Three Months Ended March 31, 2005	Three Months Ended March 31, 2004	
	unaudited		
Net sales	47	44	3
Net sales variance:			
<i>Volume</i>	9%		
<i>Price</i>	(7)%		
<i>Currency</i>	5%		
Operating profit	13	11	2
Operating margin	27.7%	25.0%	
Special charges	—	—	—
Earnings (loss) from continuing operations before tax and minority interests	12	11	1
Depreciation and amortization	3	2	1

Three Months Ended March 31, 2005 Compared with Three Months Ended March 31, 2004

Net sales for the Performance Products segment increased by 7% to \$47 million compared to the same period last year mainly on higher volumes, which more than offset lower pricing. Favorable currency movements also contributed to the sales increase. Higher volumes for Sunett sweetener reflected strong growth from new and existing applications in the U.S. and European beverage and confectionary markets. Pricing for Sunett declined on lower unit selling prices associated with higher volumes to major customers. Pricing for sorbates continued to recover, although worldwide overcapacity still prevailed in the industry.

Earnings from continuing operations before tax and minority interests increased to \$12 million from \$11 million in the same quarter last year. Strong volumes for Sunett, as well as favorable currency movements and cost savings, more than offset lower pricing for the sweetener. A primary European and U.S. production patent for Sunett expired at the end of March 2005.

Other Activities

Other Activities primarily consists of corporate center costs, including financing and administrative activities, and certain other operating entities, including the captive insurance companies.

Three Months Ended March 31, 2005 Compared with Three Months Ended March 31, 2004

Net sales for Other Activities increased slightly to \$12 million from \$11 million in the same quarter last year. Loss from continuing operations before tax and minority interests increased to \$253 million from a loss of \$57 million in the same period last year, largely due to \$169 million of higher interest expense due to refinancing costs, increased debt levels, and higher interest rates. The loss includes \$45 million of expenses for sponsor monitoring and related cancellation fees compared to special charges of \$25 million in the same period last year for advisory services related to the tender offer of CAG.

	Successor		Predecessor	
	Nine Months Ended December 31, 2004	Nine Months Ended December 31, 2003	Three Months Ended March 31, 2004	Three Months Ended March 31, 2003
		(unaudited)		(unaudited)
	(in \$ millions)			
Net Sales				
Chemical Products	2,573	2,298	818	767
Technical Polymers Ticona	636	566	227	196
Acetate Products	523	513	172	142
Performance Products	131	128	44	41
Segment Total	3,863	3,505	1,261	1,146
Other Activities	45	38	11	11
Intersegment Eliminations	(82)	(77)	(29)	(20)
Total Net Sales	<u>3,826</u>	<u>3,466</u>	<u>1,243</u>	<u>1,137</u>
Special Charges				
Chemical Products	(3)	2	(1)	(1)
Technical Polymers Ticona:				
Insurance recoveries associated with plumbing cases	1	107	—	—
Restructuring, impairment and other special charges, net	(38)	(20)	(1)	—
Acetate Products	(50)	—	—	—
Performance Products:				
Sorbates antitrust matters	—	(95)	—	—
Segment Total	(90)	(6)	(2)	(1)
Other Activities	(1)	2	(26)	—
Total Special Charges	<u>(91)</u>	<u>(4)</u>	<u>(28)</u>	<u>(1)</u>
Operating Profit (Loss)				
Chemical Products	248	86	65	52
Technical Polymers Ticona	(12)	103	31	19
Acetate Products	(11)	11	9	2
Performance Products	18	(56)	11	12
Segment Total	243	144	116	85
Other Activities	(165)	(98)	(64)	(13)
Total Operating Profit	<u>78</u>	<u>46</u>	<u>52</u>	<u>72</u>
Earnings (Loss) from Continuing Operations Before Tax and Minority Interests				
Chemical Products	265	115	64	60
Technical Polymers Ticona	26	140	45	27
Acetate Products	(7)	15	9	2
Performance Products	15	(56)	11	12
Segment Total	299	214	129	101
Other Activities	(473)	(106)	(57)	(13)
Total Earnings (Loss) from Continuing Operations Before Tax and Minority Interests	<u>(174)</u>	<u>108</u>	<u>72</u>	<u>88</u>

Selected Data by Business Segment—Nine Months Ended December 31, 2004 Compared with Nine Months Ended December 31, 2003 and Three Months Ended March 31, 2004 Compared with Three Months Ended March 31, 2003 (Continued)

	Successor	Predecessor		
	Nine Months Ended December 31, 2004	Nine Months Ended December 31, 2003	Three Months Ended March 31, 2004	Three Months Ended March 31, 2003
		(unaudited)		(unaudited)
	(in \$ millions)			
Stock Appreciation Rights				
Chemical Products	—	(18)	—	4
Technical Polymers Ticona	(1)	(18)	—	5
Acetate Products	—	(6)	—	2
Performance Products	—	(1)	—	—
Segment Total	(1)	(43)	—	11
Other Activities	—	(34)	—	7
Total Stock Appreciation Rights	(1)	(77)	—	18
Depreciation & Amortization				
Chemical Products	89	119	39	38
Technical Polymers Ticona	48	42	16	15
Acetate Products	33	53	13	13
Performance Products	10	5	2	2
Segment Total	180	219	70	68
Other Activities	4	5	2	2
Total Depreciation & Amortization	184	224	72	70

Factors Affecting Nine Months Ended December 31, 2004 Segment Sales Compared to Nine Months Ended December 31, 2003

<i>in percentages</i>	Volume	Price	Currency	Other	Total
Chemical Products	4	10	4	(6)	12
Technical Polymers Ticona	11	(4)	5	—	12
Acetate Products	1	1	—	—	2
Performance Products	14	(16)	4	—	2
Segment total	6	5	3	(4)	10

Factors Affecting Three Months Ended March 31, 2004 Segment Sales Compared to Three Months Ended March 31, 2003

<i>in percentages</i>	Volume	Price	Currency	Other	Total
-----------------------	--------	-------	----------	-------	-------

Chemical Products	5	2	5	(5)	7
Technical Polymers Ticona	13	(5)	8	—	16
Acetate Products	21	—	—	—	21
Performance Products	7	(15)	15	—	7
Segment total	<u>8</u>	<u>(1)</u>	<u>6</u>	<u>(3)</u>	<u>10</u>

83

Summary by Business Segment—Nine Months Ended December 31, 2004 Compared with Nine Months Ended December 31, 2003 and Three Months Ended March 31, 2004 Compared with Three Months Ended March 31, 2003

Chemical Products

	Successor		Predecessor		
	Nine Months Ended December 31, 2004	Nine Months Ended December 31, 2003	Nine Months Change in \$	Three Months Ended March 31, 2004	Three Months Ended March 31, 2003
<i>in \$ millions (except for percentages)</i>		(unaudited)			(unaudited)
Net sales	2,573	2,298	275	818	767
Net sales variance:					
<i>Volume</i>	4%			5%	
<i>Price</i>	10%			2%	
<i>Currency</i>	4%			5%	
<i>Other</i>	(6)%			(5)%	
Operating profit	248	86	162	65	52
Operating margin	9.6%	3.7%		7.9%	6.8%
Special charges	(3)	2	(5)	(1)	(1)
Earnings from continuing operations before tax and minority interests	265	115	150	64	60
Depreciation and amortization	89	119	(30)	39	38

Nine Months Ended December 31, 2004 Compared with Nine Months Ended December 31, 2003

Chemical Products' net sales increased by 12% to \$2,573 million for the nine months ended December 31, 2004 from the comparable period last year as higher selling prices (+10%), increased volumes (+4%) and favorable currency movements (+4%) were partially offset by changes in the composition of the segment (-6%).

Pricing increased for most products, particularly vinyl acetate monomer, acetate acid, and acetyl derivative products, driven by high industry utilization and higher costs for raw materials. Volumes also increased, particularly for vinyl acetate monomer, polyvinyl alcohol and emulsions due to strong overall demand.

The changes in the composition of the segment result from the transfer of the European oxo business into a venture in the fourth quarter of 2003 (-2%) and a change in the structure of the business under which certain acrylates products, which were formerly sold into the merchant market, are now being sold under a contract manufacturing agreement (-4%). Only the margin realized under such contract manufacturing arrangement is now reported in net sales.

Operating profit increased to \$248 million for the nine months ended December 31, 2004 from \$86 million in the same period last year. Higher pricing, higher volumes, as well as favorable currency effects, were partially offset by increased raw material costs and energy. Operating profit was also favorably impacted by lower stock

appreciation rights expense of \$18 million and the absence of a loss from the European oxo business, as well as decrease in depreciation and amortization expense of \$30 million, largely as a result of purchase accounting adjustments. Operating profit in the nine months ended December 31, 2004 included a \$17 million non-cash charge for the manufacturing profit added to inventory under purchase accounting which was charged to cost of sales as the inventory was sold.

Earnings from continuing operations before tax and minority interests increased to \$265 million compared to \$115 million for the nine months ended December 31, 2003 as a result of higher operating profit which was partially offset by lower dividend income from cost investments and lower equity in net earnings of affiliates due to restructuring charges in the European oxo venture.

Three Months Ended March 31, 2004 Compared with Three Months Ended March 31, 2003

Chemical Products' net sales increased by 7% to \$818 million in the three months ended March 31, 2004 from the comparable period last year as increased volumes (+5%), favorable currency movements (+5%) and higher selling prices (+2%) were partially offset by the effects of the transfer of the European oxo business into a venture (-4%) as well as a change in the structure of the business under which certain acrylates products, which were formerly sold into the merchant market, are now being sold under a contract manufacturing agreement (-1%). Only the margin realized under such contract manufacturing arrangement is now reported in net sales.

Volumes and pricing for most acetyl products, particularly vinyl acetate monomer, increased in most regions, due to a temporary competitor outage and stronger overall demand.

Operating profit increased to \$65 million in the three months ended March 31, 2004 from \$52 million in the same period last year. Higher volumes and selling prices, as well as favorable currency effects, were partially offset by increased raw material costs and spending associated with productivity initiatives, increased energy costs, the transfer of the European oxo business, and the absence of income from stock appreciation rights of \$4 million.

Earnings from continuing operations before tax and minority interests increased to \$64 million compared to \$60 million in the three months ended March 31, 2003 primarily due to a higher operating profit partially offset by lower dividend income from cost investments and our share of the loss generated from the European oxo venture.

Technical Polymers Ticona

	Successor		Predecessor		
	Nine Months Ended December 31, 2004	Nine Months Ended December 31, 2003	Nine Months Change in \$	Three Months Ended March 31, 2004	Three Months Ended March 31, 2003
<i>in \$ millions (except for percentages)</i>					
		(unaudited)			(unaudited)
Net sales	636	566	70	227	196
Net sales variance:					
<i>Volume</i>	11%			13%	
<i>Price</i>	(4)%			(5)%	
<i>Currency</i>	5%			8%	
Operating profit (loss)	(12)	103	(115)	31	19
Operating margin	(1.9)%	18.2%		13.7%	9.7%
Special charges:					
Insurance recoveries associated with plumbing cases	1	107	(106)	—	—
Restructuring, impairment and other special charges, net	(38)	(20)	(18)	(1)	—

Earnings from continuing operations before tax and minority interests	26	140	(114)	45	27
Depreciation and amortization	48	42	6	16	15

Nine Months Ended December 31, 2004 Compared with Nine Months Ended December 31, 2003

Net sales for Ticona increased by 12% to \$636 million for the nine months ended December 31, 2004 compared to the same period last year. Strong volume increases (+11%) and favorable currency effects (+5%) were partly offset by a decline in pricing (-4%).

Volumes grew in all product lines, particularly core products. Polyacetal volumes grew on stronger sales in the automotive and medical industries in North America while European sales benefited from greater demand for uses in consumer products and the commercialization of new applications. Volumes for Vectra liquid crystal polymers rose in North America and Europe due to new commercial applications, such as in household goods, and stronger sales to the

electrical/electronics industry. GUR ultra high molecular weight polyethylene grew as a result of increased sales for new specialty applications and stronger sales to Asia. Overall pricing declined due to changes in product mix and ongoing competitive pressure from Asian exports of polyacetal into North America and Europe.

Ticona recorded special charges of \$37 million for the nine months ended December 31, 2004 compared to income from special charges of \$87 million for the same period last year. The special charges in 2004 are mainly related to a \$32 million non-cash impairment charge associated with a plan to dispose of the cyclo-olefin copolymer business. Income from special charges in 2003 consisted of insurance recoveries related to the plumbing cases of \$107 million, which were partially offset by \$20 million in organizational redesign costs.

Operating profit decreased to a loss of \$12 million for the nine months ended December 31, 2004 from an operating profit of \$103 million for the same period last year due to the impact of changes in special charges mentioned above. Results for the nine months ended December 31, 2004 benefited from higher volumes, lower stock appreciation rights expense of \$17 million and productivity improvements. These factors were partly offset by higher raw material and energy costs. Operating profit in the nine months ended December 31, 2004 included a \$20 million non-cash charge for the manufacturing profit added to inventory under purchase accounting, which was charged to cost of sales as the inventory was sold.

Earnings from continuing operations before tax and minority interests decreased to \$26 million for the nine months ended December 31, 2004 from \$140 million for the same period in 2003. This decrease resulted primarily from the changes in operating profit and lower interest income related to insurance recoveries, which was partly offset by improved equity earnings from Asian and U.S. affiliates due to increased sales volumes.

Three Months Ended March 31, 2004 Compared with Three Months Ended March 31, 2003

Net sales for Ticona increased by 16% to \$227 million for the three months ended March 31, 2004 compared to the same period last year as higher volumes (+13%) and favorable currency movements (+8%) was partially offset by lower selling prices (-5%).

Volumes increased in most business lines, particularly in polyacetal and Vectra liquid crystal polymers. Polyacetal volumes grew in North America and Europe on sales to new end uses and higher sales to the North American automotive market. Volumes for Vectra rose due to new commercial applications in North America and Europe and stronger sales to the electrical/electronics industry. Pricing declined as lower priced products constituted a higher percentage of sales and competitive pressure continued from Asian imports of polyacetal into North America.

Operating profit increased to \$31 million versus \$19 million in the same period last year due to higher volumes, lower average production costs for Vectra, reduced spending partly resulting from the closure of the Telford, UK production facility in 2003 and favorable currency movements. These increases were partially offset by lower pricing as well as the absence of \$5 million of income from stock appreciation rights.

Earnings from continuing operations before tax and minority interests increased to \$45 million compared to

\$27 million in the same period in 2003. This increase resulted from the higher operating profit and improved equity earnings from our Polyplastics and Fortron Industries affiliates due to increased sales volumes.

Acetate Products

	Successor		Predecessor		
	Nine Months Ended December 31, 2004	Nine Months Ended December 31, 2003	Nine Months Change in \$	Three Months Ended March 31, 2004	Three Months Ended March 31, 2003
<i>in \$ millions (except for percentages)</i>					
		(unaudited)			(unaudited)
Net sales	523	513	10	172	142
Net sales variance:					
<i>Volume</i>	1%			21%	
<i>Price</i>	1%			0%	
Operating profit (loss)	(11)	11	(22)	9	2
Operating margin	(2.1)%	2.1%		5.2%	1.4%
Special charges	(50)	—	(50)	—	—
Earnings (loss) from continuing operations before tax and minority interests	(7)	15	(22)	9	2
Depreciation and amortization	33	53	(20)	13	13

Nine Months Ended December 31, 2004 Compared with Nine Months Ended December 31, 2003

Acetate Products' net sales for the nine months ended December 31, 2004 increased by 2% to \$523 million compared to the same period last year due to slightly higher volumes (+1%) and prices (+1%).

Volumes grew on higher tow demand in Asia, which was partially offset by lower filament sales, primarily in Mexico. Additionally, pricing increased for both tow and filament.

Operating profit declined to a loss of \$11 million in the nine months ended December 31, 2004 from an operating profit of \$11 million in the same period last year reflecting special charges of \$50 million, for non-cash asset impairments associated with the planned consolidation of tow production and our planned exit from the filament business, as well as higher raw material costs. These decreases were partly offset by lower depreciation and amortization expense of \$20 million, largely as a result of purchase accounting adjustments, and a lower depreciable asset base, as well as from productivity gains. Operating loss in the nine months ended December 31, 2004 included a \$4 million non-cash charge for the manufacturing profit added to inventory under purchase accounting, which was charged to cost of sales as the inventory was sold.

Three Months Ended March 31, 2004 Compared with Three Months Ended March 31, 2003

Acetate Products' net sales in the first three months ended March 31, 2004 increased by 21% to \$172 million compared to the same period in 2003 primarily due to higher volumes (+21%). Average pricing remained unchanged.

Volumes grew on higher sales of tow, particularly to China. This increase more than offset slightly lower filament volumes, primarily in Mexico.

Operating profit and earnings from continuing operations before tax and minority interests rose to \$9 million compared to \$2 million in the same period last year on higher volumes of tow as well as productivity gains. These increases more than offset higher raw material costs.

Performance Products

<i>in \$ millions (except for percentages)</i>	Successor		Predecessor		
	Nine Months Ended December 31, 2004	Nine Months Ended December 31, 2003	Nine Months Change in \$	Three Months Ended March 31, 2004	Three Months Ended March 31, 2003
	(unaudited)			(unaudited)	
Net sales	131	128	3	44	41
Net sales variance:					
<i>Volume</i>	14%			7%	
<i>Price</i>	(16)%			(15)%	
<i>Currency</i>	4%			15%	
Operating profit (loss)	18	(56)	74	11	12
Operating margin	13.7%	(43.8)%		25.0%	29.3%
Special charges:					
Sorbates antitrust matters	—	(95)	95	—	—
Earnings (loss) from continuing operations before tax and minority interests	15	(56)	71	11	12
Depreciation and amortization	10	5	5	2	2

Nine Months Ended December 31, 2004 Compared with Nine Months Ended December 31, 2003

Net sales for the Performance Products segment, which consists primarily of the Nutrinova food ingredients business, increased by 2% to \$131 million compared to the same period last year as increased volumes (+14%) and favorable currency effects (+4%) more than offset price decreases (-16%).

Increased volumes for Sunett sweetener reflected strong growth from new and existing applications in the U.S. and European beverage and confectionary markets. Consistent with our strategy, pricing for Sunett declined on lower unit selling prices associated with higher volumes to major customers and the anticipated expiration of the primary European and U.S. production patents at the end of March 2005. Pricing for sorbates, which had been under pressure from Asian producers, began to stabilize, although worldwide overcapacity still prevailed in the industry.

Operating profit increased to \$18 million compared to loss of \$56 million in the same period last year, which included special charges of \$95 million related to antitrust matters in the sorbates industry. Operating profit in the nine months ended December 31, 2004 included a \$12 million non-cash charge for the manufacturing profit added to inventory under purchase accounting, which was charged to cost of sales as the inventory was sold, and higher depreciation and amortization expense of \$5 million largely as a result of purchase accounting adjustments.

Three Months Ended March 31, 2004 Compared with Three Months Ended March 31, 2003

Net sales for the Performance Products segment increased by 7% to \$44 million primarily due to favorable currency effects (+15%) and increased volumes (+7%). These positive factors were largely offset by price decreases (-15%).

Pricing for Sunett sweetener declined on lower unit selling prices associated with higher volumes to major customers, an overall price decline in the high intensity sweetener market, and the anticipated expiration of the European and U.S. production patents at the end of March 2005. Increased Sunett volumes reflected strong growth from new and existing applications in the U.S. and European beverage and confectionary markets. In sorbates, pricing and volume pressure from Asian producers continued due to worldwide overcapacity.

Operating profit and earnings from continuing operations before tax and minority interests declined to \$11 million compared to \$12 million in the same period last year, primarily due to lower pricing. Higher Sunett

volumes and currency movements partly offset this decline.

Other Activities

Other Activities primarily consists of corporate center costs, including financing and certain administrative activities, and certain other operating entities, including the captive insurance companies.

Nine Months Ended December 31, 2004 Compared with Nine Months Ended December 31, 2003

Net sales for Other Activities increased by 18% to \$45 million for the nine months ended December 31, 2004 compared to the same period last year. This increase primarily reflects higher third party revenues by the captive insurance companies.

The operating loss of Other Activities increased to \$165 million for the nine months ended December 31, 2004 compared to \$98 million for the same period last year. This increase was primarily due to \$38 million in new management incentive compensation expenses, which includes charges related to a new a deferred compensation plan, a new stock incentive plan and other executive bonuses, as well as higher consulting and professional fees, which includes the advisor monitoring fees of \$10 million. The operating loss for the nine months ended December 31, 2003 included income resulting from the reversal of environmental reserves of \$12 million, which was offset by expense associated with stock appreciation rights of \$34 million.

Loss from continuing operations before tax and minority interests increased to \$473 million from a loss of \$106 million for the same period last year. This was largely due to \$259 million of higher interest expense from significantly higher costs of \$89 million from the refinancing of debt and increased debt levels, a higher operating loss and the absence of income from the demutualization of an insurance provider of \$18 million.

Three Months Ended March 31, 2004 Compared with Three Months Ended March 31, 2003

Net sales for Other Activities remained flat at \$11 million for the three months ended March 31, 2004 compared to the same period last year.

The operating loss of Other Activities increased to \$64 million for the three months ended March 31, 2004 compared to \$13 million for the same period last year. This increase was primarily due to special charges of \$26 million mainly related to advisory services associated with the acquisition of CAG. Also contributing to this decline was the absence of income from stock appreciation rights of \$7 million.

Selected Data by Business Segment—Annual Results

	Predecessor			
	Year Ended December 31,			
	2003		2002	
	\$	% of Segments	\$	% of Segments
(in \$ millions, except for percentages)				
Net Sales				
Chemical Products	3,065	66%	2,419	63%
Technical Polymers Ticona	762	16	656	17
Acetate Products	655	14	632	16

Performance Products	169	4	151	4
Segment Total	4,651	100%	3,858	100%
Other Activities	49		52	
Intersegment Eliminations	(97)		(74)	
Total Net Sales	<u>4,603</u>		<u>3,836</u>	
Special Charges				
Chemical Products	1	(14)%	2	(50)%
Technical Polymers Ticona:				
Plumbing actions	107	n.m.	—	—
Other activities	(20)	n.m.	(6)	n.m.
Acetate Products	—	—	—	—
Performance Products:				
Sorbates antitrust matters	(95)	n.m.	—	—
Segment Total	(7)	100%	(4)	100%
Other Activities	2		9	
Total Special Charges	<u>(5)</u>		<u>5</u>	
Operating Profit (Loss)				
Chemical Products	138	60%	152	61%
Technical Polymers Ticona	122	53	23	9
Acetate Products	13	6	31	12
Performance Products	(44)	(19)	45	18
Segment Total	229	100%	251	100%
Other Activities	(111)		(78)	
Total Operating Profit	<u>118</u>		<u>173</u>	
Earnings (Loss) from Continuing Operations Before Tax and Minority Interests				
Chemical Products	175	56%	161	57%
Technical Polymers Ticona	167	53	35	12
Acetate Products	17	5	43	15
Performance Products	(44)	(14)	45	16
Segment Total	315	100%	284	100%
Other Activities	(119)		(104)	
Total Earnings from Continuing Operations Before Tax and Minority Interests	<u>196</u>		<u>180</u>	
Depreciation and Amortization				
Chemical Products	157	55%	130	54%
Technical Polymers Ticona	57	20	52	21
Acetate Products	66	23	53	22
Performance Products	7	2	7	3
Segment Total	287	100%	242	100%
Other Activities	7		5	
Total Depreciation and Amortization	<u>294</u>		<u>247</u>	

Summary by Business Segment—2003 Compared with 2002

Chemical Products

	<u>Year Ended December 31,</u>			
	<u>2003</u>	<u>2002</u>	<u>Change in \$</u>	<u>Change in %</u>
(in millions, except percentages)				
Net sales	\$ 3,065	\$ 2,419	\$ 646	27%
Net sales variance:				
<i>Volume</i>		2%		
<i>Price</i>		9%		
<i>Currency</i>		5%		
<i>Other</i>		11%		
Operating profit	138	152	(14)	(9)%
Operating margin	4.5%	6.3%		
Special charges	1	2	(1)	(50)%
Earnings from continuing operations before tax and minority interests	175	161	14	9%
Depreciation and amortization	157	130	27	21%

Net sales of Chemical Products rose 27% to \$3,065 million in 2003 as compared to 2002, due to the full year effect of the emulsions business acquired at year-end 2002 (+12%), higher selling prices (+9%), favorable currency effects (+5%) as well as increased volumes (+2%). These increases were partly offset by the transfer of the European oxo business to a venture in the fourth quarter of 2003 (-1%).

Compared to 2002, selling prices in 2003 increased for major products, including acetic acid and vinyl acetate monomer, following the substantial rise in raw material costs, particularly natural gas, ethylene, and propylene. Volumes rose for acetic acid, particularly in Asia, as volumes were comparably higher due, in part, to an interruption in production in 2002. Vinyl acetate monomer volumes were higher in most regions, partly due to competitor outages, while volumes declined for polyvinyl alcohol in Asia and specialties mainly in Europe due to competitive pricing.

Chemical Products had income from special charges of \$1 million in 2003 and \$2 million in 2002. The income recorded in 2003 and 2002 relate to favorable adjustments to previously recorded restructuring reserves that more than offset employee severance costs related to production facility closures.

Operating profit decreased to \$138 million in 2003 from \$152 million in 2002. The contribution from the emulsions business, favorable currency movements and cost reductions were outweighed by higher energy costs and an increase in stock appreciation rights expense of \$13 million. Termination benefit expenses of \$14 million were recorded in cost of sales, primarily in the fourth quarter of 2003, related to the streamlining of manufacturing operations and administrative functions. Overall in 2003, increased selling prices offset higher raw material costs, although pricing outpaced raw material costs in the first half of the year and lagged in the second half.

Earnings from continuing operations before tax and minority interests increased to \$175 million in 2003 compared to \$161 million in 2002. This increase resulted from higher dividend income from the Saudi Arabian cost investment, primarily due to higher methanol pricing partially offset by lower operating profit.

	<u>Year Ended December 31,</u>			
	<u>2003</u>	<u>2002</u>	<u>Change in \$</u>	<u>Change in %</u>
	(in millions, except percentages)			
Net sales	\$ 762	\$ 656	\$ 106	16%
Net sales variance:				
<i>Volume</i>	11%			
<i>Price</i>	(3)%			
<i>Currency</i>	8%			
Operating profit	122	23	99	>100%
Operating margin	16.0%	3.5%		
Special charges	87	(6)	93	>100%
Earnings from continuing operations before tax and minority interests	167	35	132	>100%
Depreciation and amortization	57	52	5	10%

Net sales for Ticona increased by 16% to \$762 million in 2003 as compared to 2002 as higher volumes (+11%) and favorable currency movements (+8%) were partly offset by lower selling prices (-3%).

Volumes increased in most business lines, particularly in polyacetal and GUR ultra high molecular weight polyethylene. The global volume growth in polyacetals resulted from sales to new customers and end-uses. Volumes for GUR increased as the result of the commercialization of new applications in North America and Europe, as well as the exit of a major competitor in North America. Pricing declined on a higher percentage of sales from lower priced products and increased competitive pressure from Asian imports of polyacetal into North America.

Ticona recorded income from special charges of \$87 million in 2003 compared to expense of \$6 million in 2002. The income in 2003 primarily resulted from insurance recoveries of \$107 million associated with the plumbing cases, which was partially offset by restructuring charges for organizational redesign costs of \$12 million and the closure of the Telford, UK, compounding facility of \$8 million. The 2002 expense resulted from restructuring costs associated with the consolidation of manufacturing operations in Europe and the United States.

Operating profit increased to \$122 million in 2003 versus \$23 million in 2002. Income from insurance recoveries, higher volumes, and reduced spending more than offset higher raw material and energy costs, lower pricing, and higher expense associated with stock appreciation rights of \$13 million. Ticona continued to incur significant market development costs for cyclo-olefin copolymers in 2003. Termination benefit expenses of \$9 million were recorded in cost of sales, primarily in the fourth quarter 2003, related to the streamlining of manufacturing operations and administrative functions.

Earnings from continuing operations before tax and minority interests increased to \$167 million in 2003 compared to \$35 million in 2002. This increase resulted from higher operating profit and higher equity earnings from Polyplastics venture, due to growth in the Chinese and Taiwanese economies in 2003, as well as interest income from insurance recoveries.

Acetate Products

	<u>Year Ended December 31,</u>			
	<u>2003</u>	<u>2002</u>	<u>Change in \$</u>	<u>Change in %</u>
	(in millions, except percentages)			

Net sales	\$	655	\$	632	\$	23	4%
Net sales variance:							
<i>Volume</i>						2%	
<i>Price</i>						2%	
Operating profit		13		31		(18)	(58)%
Operating margin		2.0%		4.9%			
Special charges		—		—		—	
Earnings (loss) from continuing operations before tax and minority interests		17		43		(26)	(60)%
Depreciation and amortization		66		53		13	25%

Net sales for the Acetate Products segment increased by 4% to \$655 million in 2003 as compared to 2002 largely due to higher pricing (+2%) and higher volumes (+2%).

Average pricing rose in 2003 as higher tow prices offset slightly lower filament prices. Volumes grew as higher demand for filament and flake more than offset slightly lower tow volumes, primarily in Europe and Africa. Despite a long-term trend of declining global demand for filament, volumes improved mainly due to higher demand from the U.S. fashion industry. Volumes of acetate flake, a primary raw material in acetate filament and tow production, also increased due to higher opportunistic sales in the merchant market.

Acetate Products recorded an operating profit of \$13 million in 2003, compared to \$31 million in 2002 as higher pricing and volumes, as well as productivity gains, only partially offset higher raw material and energy prices. The segment also incurred costs for transitioning to new wood pulp suppliers as a primary supplier closed its U.S. facility in 2003. In accordance with Statement of Financial Accounting Standard ("SFAS") No. 143, Accounting for Asset Retirement Obligations, the Acetate Products segment recorded a charge of \$8 million, included within depreciation expense, as the result of a worldwide assessment of our acetate production capacity. That assessment concluded that it was probable that certain facilities would be closed in the latter half of the decade.

Earnings from continuing operations before tax and minority interests declined to \$17 million in 2003 compared to \$43 million in 2002. This decline resulted from lower operating profit and lower dividend income from cost investments in China, where earnings are being reinvested for capacity expansions.

Performance Products

	<u>Year Ended December 31,</u>						
	<u>2003</u>	<u>2002</u>	<u>Change in \$</u>	<u>Change in %</u>			
(in millions, except percentages)							
Net sales	\$	169	\$	151	\$	18	12%
Net sales variance:							
<i>Volume</i>						6%	
<i>Price</i>						(11)%	
<i>Currency</i>						17%	
Operating profit (loss)		(44)		45		(89)	>100%
Operating margin		(26.0)%		29.8%			
Special charges		(95)		—		(95)	n.m.
Earnings (loss) from continuing operations before tax and minority interests		(44)		45		(89)	>100%
Depreciation and amortization		7		7		—	0%

Net sales for the Performance Products segment increased by 12% to \$169 million in 2003 as compared to 2002 due to favorable currency movements (+17%) and increased volumes (+6%), partially offset by price decreases (-11%).

Pricing for Sunett sweetener declined primarily as a result of lower unit selling prices associated with higher volumes to major customers and the anticipated expiration of the European and U.S. production patents in 2005. Increased Sunett volumes reflected strong growth from new applications in the U.S. and European beverage and confectionary markets. In sorbates, pricing and volume pressure from Asian producers intensified during 2003 due to worldwide overcapacity.

Performance Products recorded special charges of \$95 million in 2003, related to a decision by the European Commission on antitrust matters in the sorbates industry.

Operating profit and earnings (loss) from continuing operations before tax and minority interests declined from \$45 million in 2002 to a loss of \$44 million in 2003, due to special charges and lower pricing. This decline was slightly offset by favorable currency movements, higher Sunett volumes, cost reductions and increased productivity.

Other Activities

Net sales for Other Activities decreased by 6% to \$49 million in 2003 from \$52 million in 2002, primarily reflecting slightly lower third party sales by the captive insurance companies.

Other Activities recorded \$2 million of income in special charges in 2003 compared to \$9 million of income in 2002. The \$2 million represented higher than expected collections of a note receivable. The \$9 million of income in 2002 related to a reduction in environmental reserves due to a settlement of obligations associated with former Hoechst entities.

The operating loss of Other Activities increased to \$111 million in 2003 compared to \$78 million in 2002. This increase was primarily the result of higher expense for stock appreciation rights of \$27 million and lower income from special charges, offset by \$17 million of increased income from the captive insurance companies mainly due to a reduction in loss reserves resulting from expired policies and actuarial revaluations.

Earnings (loss) from continuing operations before tax and minority interests increased to a loss of \$119 million in 2003 compared to a loss of \$104 million in 2002. This decline resulted from higher operating losses partially offset by lower interest expense and higher interest and other income, net. Lower interest expense is primarily due to lower interest rates and currency translation effects as well as lower average debt levels. Higher interest and other income, net resulted primarily from income of \$18 million from the demutualization of an insurance provider and the gain on sale of investments of \$4 million, partially offset by expense of \$14 million related to the unfavorable currency effects on the unhedged position of intercompany net receivables denominated in U.S. dollars.

Summary of Consolidated Results—Three Months Ended June 30, 2005 Compared with Three Months Ended June 30, 2004

Net Sales

Net sales rose 23% to \$1,517 million in the second quarter compared to the same period last year primarily on higher pricing (15%), mainly in the Chemical Products segment, sales of the recently acquired Vinamul emulsions business in February 2005 (8%), and favorable currency movements (2%). These increases were slightly offset by lower volumes (2%).

Gross Profit Margin

Gross profit margin increased to \$342 million or 23% of sales in the three months ended June 30, 2005 from \$171 million or 14% of sales in the comparable period last year. This increase primarily reflects significantly higher pricing and productivity improvements, primarily in Chemical Products, and the absence of a \$49 million non-cash charge for the manufacturing profit added to inventory under purchase accounting which was charged to cost of sales. Higher raw material and energy costs partially offset these increases.

Selling, General and Administrative Expenses

Selling, general and administrative expense increased to \$136 million compared to \$125 million for the same period last year. This increase is primarily due to higher amortization expense of

identifiable intangible assets acquired from CAG of \$10 million as well the inclusion of the Vinamul emulsions business acquired in February 2005. These increases were partially offset by cost savings.

Special Charges

The components of special charges for the three months ended June 30, 2005 and 2004 were as follows:

	<u>Successor</u>	<u>Successor</u>
	<u>Three Months Ended</u>	<u>Three Months Ended</u>
	<u>June 30, 2005</u>	<u>June 30, 2004</u>
	<u>unaudited</u>	
	(in \$ millions)	
Employee termination benefits	(7)	(1)
Plant/office closures	—	—
Total Restructuring	(7)	(1)
Asset impairments	(24)	—
Insurance recoveries associated with plumbing cases	4	2
Total Special Charges	(27)	1

Special charges increased to \$27 million compared to income of \$1 million for the same period last year. This increase was primarily due an additional impairment charge associated with revised estimates related to the Company's decision to divest its cyclo-olefin copolymer ("COC") business.

Operating Profit

Operating profit rose significantly to \$152 million versus \$25 million last year on margin expansion principally driven by higher pricing and productivity improvements. The effects more than offset higher raw material and energy costs, mainly for ethylene and natural gas, and higher special charges. Operating profit in 2004 included a \$49 million charge for a non-cash inventory-related purchase accounting adjustment.

Equity in Net Earnings of Affiliates

Equity in net earnings of affiliates decreased by \$6 million to \$12 million for the three months ended June 30, 2005, compared to the same period last year. This decrease is primarily due to an impairment charge of \$10 million related to the Estech GmbH & Co. KG venture, a producer of neopolyol esters in Oberhausen, Germany. Cash distributions received from equity affiliates increased to \$10 million for the three months ended June 30, 2005, compared to \$6 million in the same period of 2004.

Interest Expense

Interest expense decreased to \$68 million for the three months ended June 30, 2005 from \$130 million in the same period last year as interest expense in 2004 included \$71 million of deferred financing costs for the prepayment of the senior subordinated bridge loan facilities. This decrease was slightly offset by increased interest on higher debt levels.

Interest Income

For the three months ended June 30, 2005, interest income increased by \$2 million to \$9 million compared to the same period in the prior year.

Other Income (Expense), Net

Other income (expense), net increased to \$18 million of income for the three months ended June 30, 2005, compared to expense of \$24 million for the comparable period last year. This increase is primarily due to a favorable change of \$40 million in our net foreign currency gain (loss) resulting from exchange rate movements and a change from a net asset to a net liability foreign currency position. This increase was partially offset by expenses associated with the anticipated guaranteed payment to CAG minority shareholders of \$7 million. Dividend income accounted for under the cost method remained flat at \$7 million for the three months ended June 30, 2005, compared to the same period in 2004.

	(in \$ millions)		
Employee termination benefits	(2)	(2)	—
Plant/office closures	(1)	—	(1)
Total restructuring	(3)	(2)	(1)
Termination of advisor monitoring services	(35)	—	(35)
Advisory services	—	(25)	25
Other	—	(1)	1
Total special charges	(38)	(28)	(10)

Operating Profit

Operating profit increased to \$166 million in the quarter compared to \$52 million in the same period last year on gross margin expansion of \$143 million, as significantly higher pricing, primarily in Chemical Products, lower depreciation expense and productivity improvements more than offset higher raw material and energy costs. Operating profit also benefited from increased volumes in Acetate Products, Performance Products and Ticona. Depreciation and amortization expense declined by \$9 million as decreases in depreciation resulting from purchase accounting adjustments, more than offset increased amortization expense for acquired intangible assets.

Equity in Net Earnings of Affiliates

Equity in net earnings of affiliates rose by \$3 million to \$15 million for the three months ended March 31, 2005, compared to the same period last year. Cash distributions received from equity affiliates increased to \$36 million for the three months ended March 31, 2005, compared to \$16 million in the same period of 2004. The increase in cash distributions is mainly due to strong business conditions in 2004 for Ticona's high performance product ventures and Chemical Products' methanol venture and the timing of dividend payments.

Interest Expense

Interest expense increased to \$176 million for the three months ended March 31, 2005 from \$6 million in the same period last year, primarily due to expenses of \$102 million including early redemption premiums and deferred financing costs associated with the refinancing that occurred in the first quarter of 2005. Higher debt levels resulting primarily from the acquisition of CAG and higher interest rates also increased interest expense.

Interest Income

For the three months ended March 31, 2005, interest income increased by \$10 million to \$15 million compared to the same period in the prior year, primarily due to higher average cash levels.

Other Income (Expense), Net

Other income (expense), net decreased to \$3 million of income for the three months ended March 31, 2005, compared to \$9 million for the comparable period last year. This decrease is primarily due to expenses associated with the anticipated guaranteed payment to CAG minority shareholders and the ineffective portion of a net investment hedge. These decreases were partially offset by higher

dividends from cost investments. Dividend income accounted for under the cost method increased by \$8 million to \$14 million for the three months ended March 31, 2005, compared to the same period in 2004. The increase in the first quarter of 2005 primarily resulted from the timing of receipt of dividends.

Income Taxes

Income taxes for the three months ended March 31, 2005 and 2004, are recorded based on the estimated annual effective tax rate. As of March 31, 2005, the estimated annualized tax rate for 2005 is 35%, which is slightly less than the combination of the statutory rate and state income tax rates in the U.S. The estimated annual effective tax rate for 2005 reflects earnings in low tax jurisdictions, a valuation allowance for the tax benefit associated with projected U.S. losses (which includes expenses associated with the early redemption of debt), and tax expense in certain non-U.S. jurisdictions. The Predecessor had an effective tax rate of 24% for the three months ended March 31, 2004, compared to the German statutory rate of 40%, which was primarily affected by

earnings in low tax jurisdictions.

Earnings from Discontinued Operations

Earnings from discontinued operations was \$0 million for the three months ended March 31, 2005 compared to \$23 million from the comparable period last year. Earnings in 2004 reflected a gain and tax benefit recognized in 2004 associated with the sale of the acrylates business. The tax benefit is mainly attributable to the utilization of a capital loss carryover benefit that had been previously subject to a valuation allowance.

For the three months ended March 31, 2004, the Chemical Products segment had net sales from discontinued operations of \$21 million and an operating loss from discontinued operations of \$5 million.

Net Earnings

As a result of the factors mentioned above, net earnings decreased by \$88 million to a net loss of \$10 million in the three months ended March 31, 2005, compared to the same period last year.

Summary of Consolidated Results—Nine Months Ended December 31, 2004 Compared with Nine Months Ended December 31, 2003

Net Sales

For the nine months ended December 31, 2004, net sales increased by 10% to \$3,826 million compared to the same period in 2003. Volume increases in all segments, higher pricing in the Chemical Products segment, and favorable currency effects resulting mainly from the stronger euro versus the U.S. dollar were partially offset by lower pricing in the remaining segments and the effects of reductions due to changes in the composition of the Chemical Products.

Cost of Sales

Cost of sales increased by \$144 million to \$3,092 million for the nine months ended December 31, 2004 versus the comparable period last year. Higher raw material costs and unfavorable currency effects were partially offset by decreases due to changes in the composition of our Chemical Products segment and cost savings. Cost of sales for the nine months ended December 31, 2004 also included a \$53 million non-cash charge for the manufacturing profit added to inventory under purchase accounting which was charged to cost of sales as the inventory was sold offset by lower depreciation expense, largely as a result of purchase accounting adjustments.

Selling, General and Administrative Expenses

Selling, general and administrative expense increased by \$96 million to \$498 million for nine months ended December 31, 2004 compared to the same period last year. This increase was primarily

due to new management compensation expense of \$50 million, higher consulting and professional fees, which includes advisor monitoring fees of \$10 million, increased amortization expense of identifiable intangible assets acquired, as unfavorable currency movements as well as the absence of a favorable adjustment to our estimate of certain environmental reserves during the nine months ended December 31, 2003 of \$12 million, which were partially offset by \$69 million of lower stock appreciation rights expense.

In January 2005, the Company paid \$10 million to affiliates of the Blackstone Group related to an advisor monitoring agreement. This agreement was terminated concurrent with the initial public offering and resulted in an additional \$35 million payment. As such, the Company recorded expense of \$45 million in the first quarter of 2005.

Special Charges

Special charges include provisions for restructuring and other expenses and income incurred outside the normal ongoing course of operations. Restructuring provisions represent costs related to severance and other benefit programs related to major activities undertaken to fundamentally redesign the business operations, as well as costs incurred in connection with decisions to exit non-strategic businesses. These measures are based on formal management decisions, establishment of agreements with employees' representatives or individual agreements with affected employees, as well as the public announcement of the restructuring plan. The related reserves reflect certain estimates, including those pertaining to separation costs, settlements of contractual obligations and other closure costs. We reassess the reserve requirements to complete each individual plan under

existing restructuring programs at the end of each reporting period. Actual experience may be different from these estimates.

	<u>Successor</u>	<u>Predecessor</u>
	<u>Nine Months Ended</u>	<u>Nine Months Ended</u>
	<u>December 31, 2004</u>	<u>December 31, 2003</u>
	(unaudited)	
	(in \$ millions)	
Employee termination benefits	(8)	(17)
Plant/office closures	(52)	(7)
Restructuring adjustments	3	6
Total restructuring	(57)	(18)
Sorbates antitrust matters	—	(95)
Plumbing actions	1	107
Asset impairments	(34)	—
Other	(1)	2
Total special charges	<u>(91)</u>	<u>(4)</u>

Special charges for the nine months ended December 31, 2004 of \$91 million were largely related to non-cash impairment charges of \$50 million and \$32 million resulting from plans by the Acetate Products segment to consolidate tow production at fewer sites and to exit the acetate filament business, which ceased production in April 2005, and a decision to dispose of the Ticona COC business, respectively. Special charges for the nine months ended December 31, 2003 of \$4 million resulted mainly from expenses of \$95 million associated with antitrust matters in the sorbates industry and employee termination benefits of \$17 million, which were largely offset by income of \$107 million from insurance recoveries.

Operating Profit

Operating profit for the nine months ended December 31, 2004 increased to \$78 million from \$46 million in the same period last year. Operating profit benefited from increased net sales and \$76 million of lower expense for stock appreciation rights and lower depreciation and amortization expense of \$40 million, which were partially offset mainly by increased raw material and energy costs,

higher special charges, new management compensation expense of \$50 million and inventory purchase accounting adjustments of \$53 million and higher professional and consulting fees.

Equity in Net Earnings of Affiliates

Equity in net earnings of affiliates rose by \$11 million to \$36 million in the nine months ended December 31, 2004 compared to the same period last year. This increase primarily represents improved equity earnings from Asian and U.S. affiliates due to increased sales volumes, partially offset by lower earnings due to restructuring charges in the European oxo venture. Cash distributions received from equity affiliates were \$22 million in the nine months ended December 31, 2004 compared to \$8 million in the same period of 2003.

Interest Expense

Interest expense increased to \$300 million for the nine months ended December 31, 2004 from \$37 million in the same period last year. The higher interest expense resulted from increased debt levels of \$3,387 million as of December 31, 2004 versus \$637 million as of December 31, 2003, resulting from the acquisition of CAG as well as the expensing of deferred financing costs of \$89 million from the refinancing of the senior subordinated bridge loan facilities and mandatorily redeemable preferred stock.

The Company expects to incur expenses of approximately \$105 million associated with the refinancing that

Products	1	186	—	7
Discontinued operations of Ticona	1	33	—	—
Total discontinued operations	2	219	—	7

Net Earnings

As a result of the factors mentioned above, net earnings decreased to a loss of \$253 million in the nine months ended December 31, 2004 from earnings of \$92 million in the same period last year.

Summary of Consolidated Results—Three Months Ended March 31, 2004 Compared with Three Months Ended March 31, 2003

Net Sales

For the three months ended March 31, 2004, net sales increased by 9% to \$1,243 million compared to the same period in 2003. This increase is primarily due to favorable currency effects relating mainly to the stronger euro versus the U.S. dollar as well as volume increases in all the segments. These factors were partially offset by the transfer of the European oxo business to a venture in the fourth quarter of 2003.

Cost of Sales

Cost of sales increased to \$1,002 million in the three months ended March 31, 2004 from \$935 million in the comparable period last year, primarily reflecting higher raw materials costs, increased volumes and the effects of currency movements. The absence of the European oxo business partly offset these factors.

Selling, General and Administrative Expenses

Selling, general and administrative expense increased to \$137 million compared to \$108 million for the same period last year. Unlike the three months ended March 31, 2003, the comparable period in 2004 did not benefit from \$16 million of income from stock appreciation rights. Unfavorable currency movements also contributed to this increase.

101

Special Charges

The components of special charges for the three months ended March 31, 2004 and 2003 were as follows:

	Predecessor	
	Three Months Ended March 31, 2004	Three Months Ended March 31, 2003
	(unaudited)	
	(in \$ millions)	
Employee termination benefits	(2)	(1)
Total restructuring	(2)	(1)
Other	(26)	—
Total special charges	(28)	(1)

The \$27 million increase in special charges for the three months ended March 31, 2004 compared to the same period last year is primarily due to expenses for advisory services related to the acquisition of CAG.

Operating Profit

Operating profit declined in the three months ended March 31, 2004 to \$52 million compared to \$72 million in the same period last year. The favorable effects of higher volumes and favorable currency movements were offset by higher raw material costs, special charges and the absence of income from stock appreciation rights. Operating profit declined also due to \$10 million of spending associated with productivity initiatives, primarily in

the Chemical Products segment. Stock appreciation rights had no effect on operating profit for the three months ended March 31, 2004, as the share price remained relatively flat whereas in the three months ended March 31, 2003, operating profit included \$18 million of income as a result of a decline in the share price.

Equity in Net Earnings of Affiliates

Equity in net earnings of affiliates rose by \$2 million to \$12 million for the three months ended March 31, 2004 compared to the same period last year. Cash distributions received from equity affiliates increased to \$16 million for the three months ended March 31, 2004 compared to \$15 million the same period of 2003.

Interest Expense

Interest expense decreased to \$6 million for the three months ended March 31, 2004 from \$12 million in the same period last year primarily due to lower average debt levels.

Other Income (Expense), Net

Other income (expense), net decreased by \$3 million to \$9 million for the three months ended March 31, 2004 compared to \$12 million for the comparable period last year. Dividend income accounted for under the cost method decreased by \$1 million to \$6 million for the three months ended March 31, 2004 compared to the same period in 2003.

Income Taxes

CAG recognized income tax expense of \$17 million based on an annual effective tax rate of 24% in the three months ended March 31, 2004 compared to \$24 million based on an annual effective tax rate of 27% for the same period in 2003. The decrease in the annual effective tax rate is the result of higher earnings in lower taxed jurisdictions.

Earnings (Loss) from Discontinued Operations

Earnings (loss) from discontinued operations increased by \$30 million to earnings of \$23 million for the three months ended March 31, 2004 compared to a loss of \$7 million for the comparable

period last year, reflecting primarily an \$14 million gain and a \$14 million tax benefit associated with the sale of the acrylates business in 2004. The tax benefit is mainly attributable to the utilization of a capital loss carryover benefit that had been previously subject to a valuation allowance.

The following table summarizes the results of the discontinued operations for the three months ended March 31, 2004 and 2003.

	Predecessor			
	Net Sales		Operating Loss	
	Three Months Ended March 31, 2004	Three Months Ended March 31, 2003	Three Months Ended March 31, 2004	Three Months Ended March 31, 2003
	(unaudited)		(unaudited)	
	(in \$ millions)			
Discontinued operations of Chemical Products	21	50	(5)	(8)
Discontinued operations of Ticona	—	12	—	—
Total discontinued operations	21	62	(5)	(8)

Net Earnings

As a result of the factors mentioned above, net earnings increased by \$22 million to net earnings of \$78 million in the three months ended March 31, 2004 compared to the same period last year.

Summary of Consolidated Results—2003 Compared with 2002

Net Sales

Net sales increased by \$767 million to \$4,603 million in 2003 as compared to \$3,836 million in 2002 due primarily to the full year effect of the emulsions business acquired at year-end 2002, favorable currency movements resulting from the strengthening of the euro versus the U.S. dollar as well as higher selling prices and volumes. Overall, all segments had an increase in net sales.

Cost of Sales

Cost of sales increased by 22% to \$3,883 million in 2003 compared with \$3,171 million in 2002. Cost of sales as a percentage of net sales also increased to 84% in 2003 from 83% in 2002, reflecting significantly higher raw material and energy costs, partly offset by increased selling prices primarily in the Chemical Products segment.

Selling, General and Administrative Expenses

Selling, general and administrative expenses increased by 14% to \$510 million in 2003 from \$446 million in 2002 primarily due to a \$51 million increase in expenses for stock appreciation rights, unfavorable currency effects as well as the inclusion of the emulsions business. This increase was partially offset by cost reduction efforts.

Research and Development Expenses

Research and development expenses increased by 37% to \$89 million in 2003 from \$65 million in 2002. This increase resulted primarily from currency movements, the inclusion of the emulsions business and expiration of cost sharing arrangements at Celanese Ventures during 2002. Research and development expenses as a percentage of sales increased to 1.9% for 2003 from 1.7% in 2002.

103

Special Charges

The components of special charges for the years ended December 31, 2003 and 2002 were as follows:

	Predecessor	
	Year Ended December 31, 2003	Year Ended December 31, 2002
	(in \$ millions)	
Employee termination benefits	(18)	(8)
Plant/office closures	(7)	(6)
Restructuring adjustments	6	10
Total restructuring	(19)	(4)
Sorbates antitrust matters	(95)	—
Plumbing actions	107	—
Other	2	9
Total special charges	<u>(5)</u>	<u>5</u>

In 2003, the Predecessor recorded expense of \$5 million in special charges, which consisted of \$25 million of restructuring charges, \$6 million of income from favorable adjustments to restructuring reserves that were recorded previously, and \$14 million of income from other special charges. The \$25 million of additions to the restructuring reserve included employee severance costs of \$18 million and plant and office closure costs of \$7 million. Within other special charges there was income of \$107 million related to insurance recoveries associated with the plumbing cases, partially offset by \$95 million of expenses for antitrust matters in the sorbates industry, primarily related to a decision by the European Commission.

In 2003, the Chemical Products segment recorded employee severance charges of \$4 million, which primarily related to the shutdown of an obsolete synthesis gas unit in Germany.

In 2003, Ticona commenced the redesign of its operations. These plans included a decision to sell the Summit, New Jersey site and to relocate administrative and research and development activities to the existing Ticona site in Florence, Kentucky in 2004. As a result of this decision, the Predecessor recorded termination benefit expense of \$5 million in 2003. In addition to the relocation in the United States, Ticona has streamlined its operations in Germany, primarily through offering employees early retirement benefits under an existing employee benefit arrangement. As a result of this arrangement, Ticona recorded a charge of \$7 million in 2003.

Also in 2003, based on a 2002 restructuring initiative to concentrate its European manufacturing operations in Germany, Ticona ceased its manufacturing operations in Telford, United Kingdom. This resulted in contract termination costs and asset impairments totaling \$7 million and employee severance costs of \$1 million in 2003. Through December 31, 2003, the total cost of the Telford shutdown through 2003 was \$12 million.

The \$6 million of income from favorable adjustments of previously recorded restructuring reserves consisted of a \$1 million adjustment to the 2002 reserves, a \$4 million adjustment to the 2001 reserves and a \$1 million adjustment to the 1999 reserves. The adjustment to the 2002 reserve related to lower than expected costs related to the demolition of the GUR Bayport facility. The adjustment to the 2001 reserve was primarily due to the lower than expected decommissioning costs of the Mexican production facility. The adjustment to the 1999 reserve was due to lower than expected payments related to the closure of a former administrative facility in the United States.

In 2002, the Predecessor recorded income from special charges of \$5 million, which consisted of \$14 million of restructuring charges, \$10 million of income from favorable adjustments to previously recorded restructuring reserves, \$1 million of income from reimbursements from third party site partners related to prior year initiatives, and \$8 million of income from other special charges. The \$14 million of restructuring charges included employee severance costs of \$8 million and plant and office closure costs of \$6 million.

Project Focus, initiated in early 2001, set goals to reduce trade working capital, limit capital expenditures and improve earnings before interest, taxes, depreciation and amortization from programs to increase efficiency. Project Forward was announced in August 2001 and initiated additional restructuring and other measures to reduce costs and increase profitability. During 2002, the Predecessor recorded employee severance charges of \$8 million, of which \$3 million related to adjustments to the 2001 forward initiatives and \$4 million for streamlining efforts of production facilities in Germany and the United States, and \$1 million for employee severance costs in the polyvinyl alcohol business.

Ticona recorded asset impairments of \$4 million in 2002 related to a decision in 2002 to shutdown operations in Telford, United Kingdom in 2003. In addition, with the construction of a new and expanded GUR plant in Bishop, Texas, the GUR operations in Bayport, Texas, were transferred to a new facility. Decommissioning and demolition costs associated with the Bayport closure were \$2 million.

The \$10 million of favorable adjustments of previously recorded restructuring reserves consisted of an \$8 million adjustment to the 2001 reserves and a \$2 million adjustment to the 2000 reserves. The 2001 adjustment was primarily due to lower than expected personnel and closure costs associated with the streamlining of chemical facilities in the United States, Canada, and Germany. The 2000 adjustment was due to lower than expected demolition costs for the Chemical Products production facility in Knapsack, Germany. The other special charges income of \$8 million related to a reduction in reserves associated with settlements of environmental indemnification obligations associated with former Hoechst entities.

Foreign Exchange Gain (Loss)

Foreign exchange gain (loss) decreased to a loss of \$4 million in 2003 from a gain of \$3 million in 2002. This change is primarily attributable to the strengthening of the Mexican peso and Canadian dollar against the U.S. dollar.

Operating Profit

Operating profit declined to \$118 million in 2003 compared to \$173 million in 2002. The favorable effects of higher selling prices primarily in the Chemical Products segment, favorable currency movements, cost reductions, and income from insurance recoveries of \$107 million in the Ticona segment, were offset by

expenses of \$95 million in the Performance Products segment related to antitrust matters, \$12 million of organizational redesign costs at Ticona, increased stock appreciation rights expense as well as higher raw material and energy costs in most segments. Stock appreciation rights expense for 2003 was \$59 million compared to \$3 million in 2002. Celanese streamlined its manufacturing operations, mainly in the Chemical Products and Ticona segments and, as a result, recorded termination benefit expenses, in cost of sales, of \$26 million, primarily in the fourth quarter of 2003.

Equity in Net Earnings of Affiliates

Equity in net earnings of affiliates increased to \$35 million in 2003 from \$21 million in 2002. This increase was mainly attributable to an increase in the earnings from the Polyplastics venture, an investment held by the Ticona segment, partly due to growth in the Chinese and Taiwanese economies in 2003. Cash distributions from equity affiliates were \$23 million in 2003 compared to \$100 million in 2002.

Interest Expense

Interest expense decreased by 11% to \$49 million in 2003 from \$55 million in 2002. This decrease is primarily related to currency translation effects and lower interest rates as well as lower average debt levels.

Interest Income

Interest income increased by \$26 million to \$44 million in 2003 compared to 2002, primarily due to interest income associated with insurance recoveries of \$20 million in the Ticona segment.

Other Income (Expense), Net

Other income (expense), net increased to \$48 million in 2003 from \$23 million in 2002, mainly due to income of \$18 million resulting from the demutualization of an insurance provider and an increase in dividend income. These increases were partially offset by expense of \$14 million related to the unfavorable currency effects on the unhedged position of intercompany net receivables denominated in U.S. dollars. Investments accounted for under the cost method contributed dividend income of \$53 million and \$35 million in 2003 and 2002, respectively. The increase in 2003 primarily resulted from higher dividends from the Saudi Arabian cost investment on higher methanol pricing, which were slightly offset by lower dividend income from the Acetate Products cost investments in China, where earnings are being reinvested for capacity expansions.

Income Taxes

CAG recognized income tax expense of \$53 million in 2003 compared to \$57 million in 2002.

The effective tax rate for CAG in 2003 was 27 percent compared to 32 percent in 2002. In comparison to the German statutory rate, the 2003 effective tax rate was favorably affected by unrepatriated low-taxed earnings, favorable settlement of prior year (1996) taxes in the U.S., equity earnings from Polyplastics, which are excluded from U.S. taxable income and utilization of a U.S. capital loss carryforward that had been subject to a valuation allowance. The effective tax rate was unfavorably affected in 2003 by dividend distributions from subsidiaries and writedowns of certain German corporate and trade tax benefits related to prior years.

In comparison to the German statutory rate, the effective tax rate in 2002 was favorably affected by the utilization of certain net operating loss carryforwards in Germany, the release of certain valuation allowances on prior years' deferred tax assets, unrepatriated low-taxed earnings and a lower effective minimum tax burden in Mexico. The effective tax rate was unfavorably affected in 2002 by distributions of taxable dividends from certain equity investments and the reversal of a tax-deductible writedown in 2000 of a German investment.

Earnings (Loss) from Discontinued Operations

In September 2003, CAG and Dow reached an agreement for Dow to purchase the acrylates business of Celanese. This transaction was completed in February 2004 and the sales price was \$149 million, resulting in a gain of approximately \$14 million. Dow acquired Celanese's acrylates business line, including inventory, intellectual property and technology for crude acrylic acid, glacial acrylic acid, ethyl acrylate, butyl acrylate, methyl acrylate and 2-ethylhexyl acrylate, as well as acrylates production assets at the Clear Lake, Texas facility. In related agreements, CAG will provide certain contract manufacturing services to Dow, and Dow will supply acrylates to CAG for use in its emulsions production. Simultaneously with the sale, CAG repaid an unrelated obligation of \$95 million to Dow. The acrylates business was part of the chemical business. As a result of this transaction, the assets, liabilities, revenues and expenses related to the acrylates product lines at the Clear Lake,

Texas facility are reflected as a component of discontinued operations in the Consolidated Financial Statements in accordance with SFAS No. 144.

In December 2003, the Ticona segment completed the sale of its nylon business line to BASF. Ticona received cash proceeds of \$10 million and recorded a gain of \$3 million.

In 2003, CAG recorded a \$1 million loss from operations of discontinued operations related to the acrylates and nylon business divestitures. In 2003, Celanese also recorded adjustments related to prior year discontinued operations representing a gain of \$4 million.

In December 2002, CAG completed the sale of Trespaphan, its global oriented polypropylene ("OPP") film business, to a consortium consisting of Dor-Moplefan Group and Bain Capital, Inc. for a value of \$214 million. Net of the purchase price adjustments of \$19 million and the repayment of \$80 million in intercompany debt that Trespaphan owed CAG, CAG received net proceeds of \$115 million. Trespaphan was formerly part of Celanese's Performance Products segment.

106

During 2002, CAG sold its global allylamines and U.S. alkylamines businesses to U.S. Amines Ltd. These businesses were part of the chemicals business.

In 2002, CAG received net proceeds of \$106 million and recorded a pre-tax gain of \$14 million on the disposal of discontinued operations relating to these divestitures. Pre-tax earnings from operations of discontinued operations in 2002 were \$1 million. CAG recognized a tax benefit of \$40 million for discontinued operations, which includes a tax benefit associated with a tax deductible writedown of the tax basis for Trespaphan's subsidiary in Germany relating to tax years ended December 31, 2001 and 2000. Since this tax benefit related to an entity solely engaged in a business designated as discontinued operations, this tax benefit has been correspondingly included in earnings (loss) from discontinued operations.

The following table summarizes the results of the discontinued operations for the years ended December 31, 2003 and 2002.

	Predecessor			
	Net Sales		Operating Profit (Loss)	
	Year Ended December 31, 2003	Year Ended December 31, 2002	Year Ended December 31, 2003	Year Ended December 31, 2002
	(in millions)			
Discontinued operations of Chemical Products	\$ 236	\$ 246	\$ (1)	\$ (52)
Discontinued operations of Performance Products	—	257	—	10
Discontinued operations of Ticona	45	57	—	(1)
Total discontinued operations	<u>\$ 281</u>	<u>\$ 560</u>	<u>\$ (1)</u>	<u>\$ (43)</u>

Cumulative Effect of Changes in Accounting Principles

CAG recorded \$1 million loss in a cumulative effect of changes in accounting principles, net of tax, on January 1, 2003, related to the adoption of SFAS No. 143. CAG recognized transition amounts for existing asset retirement obligation liabilities, associated capitalized costs and accumulated depreciation. The ongoing amortization expense on an annual basis resulting from the initial adoption of SFAS No. 143 is not material.

In 2002, CAG recorded income of \$18 million for the cumulative effect of two changes in accounting principles, net of tax of \$5 million. The adoption of SFAS No. 142, Goodwill and Other Intangible Assets, in 2002 resulted in income of \$9 million, as it required unamortized negative goodwill (excess of fair value over cost) on the balance sheet to be written off immediately and classified as a cumulative effect of change in accounting principle in the consolidated statement of operations. Additionally, in 2002 CAG changed the actuarial measurement date for its U.S. pension and other postretirement benefit plans from September 30 to December 31. As this change was accounted for as a change in accounting principle, a cumulative effect

adjustment of income of \$9 million, net of taxes of \$5 million, was recorded in 2002.

Net Earnings

As a result of the factors mentioned above, the net earnings of CAG decreased by \$20 million to net earnings of \$148 million in 2003 compared to \$168 million in 2002.

Outlook

For the second half of the year, the Issuer expects that global GDP will remain strong and that pricing could be impacted as the acetyls market absorbs the industry capacity expansions planned for the second half of 2005.

For the remainder of the year, the Issuer expects to incur expenses and cash outlays for the restructuring of its businesses and product portfolio, cost improvement and focused growth in core areas.

Liquidity and Capital Resources

Cash Flows — Six Months Ended June 30, 2005 Compared with Six Months Ended June 30, 2004

Net Cash Provided by/(Used in) Operating Activities

Cash flow from operating activities increased to a cash inflow of \$190 million for the six months ended June 30, 2005 compared to a cash outflow of \$214 million for the same period last year. This increase primarily resulted from the contribution of an increase in operating profit in 2005 of \$241 million, the payment of a \$95 million obligation to a third party in 2004, the absence of payments associated with stock appreciation rights of \$59 million, recoveries from an insurance provider related to the plumbing matters of \$44 million in 2005, a decrease in pension contributions of \$125 million and an increase in dividends received from cost and equity investments of \$32 million. These increases were partially offset by higher interest payments and contributions to the non-qualified pension plan's rabbi trusts of \$63 million in 2005. Unfavorable foreign currency effects on the euro versus the U.S. dollar on cash and cash equivalents increased to \$99 million from \$27 million in the same period last year.

Net Cash Provided by/(Used in) Investing Activities

Net cash from investing activities improved to a cash outflow of \$138 million in the six months ended June 30, 2005 compared to a cash outflow of \$1,553 million for the same period last year. The cash outflow in 2004 resulted from the CAG acquisition. The 2005 cash outflow included the acquisition of the Vinamul emulsions business and a decrease in net proceeds from disposal of discontinued operations of \$64 million. These items were partially offset by an increase in cash inflows related to net sales of marketable securities of \$83 million. The net proceeds from the disposal of discontinued operations represents cash received in 2005 from an early contractual settlement of receivables of \$75 million related to the sale in 2000 of the Predecessor's interest in Vinnolit Kunststoff GmbH and Vintron GmbH while the net proceeds of \$139 million in the same period last year represented the net proceeds from the sale of the acrylates business. Capital expenditures on property, plant and equipment decreased to \$86 million from \$94 million in 2004.

Net Cash Provided by/(Used in) Financing Activities

Net cash from financing activities decreased to a cash inflow of \$168 million for the six months ended June 30, 2005 compared to a cash inflow of \$2,455 million in the same period last year. The cash inflow in 2004 primarily reflected higher net proceeds from borrowings in connection with the acquisition of CAG. Major financing activities for 2005 are as follows:

- Borrowings under the term loan facility of \$1,135 million.
- Distribution to Series B shareholders of \$804 million.
- Redemption and related premiums of the senior subordinated notes of \$572 million and senior discount notes of \$207 million.

- Proceeds from the issuances of common stock, net of \$752 million and preferred stock, net of \$233 million.
- Repayment of the floating rate term loan, including related premium, of \$354 million.

Cash Flows — Annual Results

Net Cash Provided by/(Used in) Operating Activities

Cash flow from operating activities decreased to a cash outflow of \$170 million for 2004 compared to a cash inflow of \$401 million for 2003. This decrease primarily resulted from \$473 million of

pension contributions, which are \$343 million more than 2003. Additionally, lower income from insurance recoveries, the payment of a \$95 million obligation to a third party, as well as payments of \$59 million associated with the exercising of stock appreciation rights in 2004 also contributed to this decrease. These outflows were partially offset by a decline in payments associated with bonuses and income taxes as well as lower cash consumed through changes in trade receivables and trade payables. The hedging of foreign currency net receivables, primarily intercompany, resulted in a \$17 million cash inflow in 2004 compared to a \$180 million inflow in 2003. Unfavorable foreign currency effects on the euro versus the U.S. dollar on cash and cash equivalents increased to \$24 million in 2004.

Net cash provided by operating activities increased by \$38 million to \$401 million in 2003 as compared to 2002 primarily due to insurance recoveries of \$120 million, plus interest, offset by higher net taxes paid of \$143 million and lower dividends from equity investments of \$41 million. In addition, higher contributions were made to the U.S. qualified defined benefit pension plan of \$130 million in 2003 compared to \$100 million in 2002. The hedging activity of foreign currency denominated intercompany net receivables served to partially offset favorable currency effects on net earnings of \$155 million and resulted in a \$180 million cash inflow in 2003 compared to \$95 million in 2002 due to the timing of settlements of these contracts.

Net Cash Provided by/(Used in) Investing Activities

Net cash from investing activities decreased to a cash outflow of \$1,714 million in 2004 compared to a cash outflow of \$275 million in 2003. The increased cash outflow primarily resulted from the acquisition of CAG. This increase was partially offset by higher net proceeds received from disposals of discontinued operations of \$129 million and lower cash outflows related to higher net purchases of marketable securities of \$22 million.

Capital expenditures decreased by \$1 million to \$210 million in 2004. Spending in 2004 primarily related to a new Ticona research and administrative facility in Florence, Kentucky, the expansion of production facilities for polyacetal in Bishop, Texas and GUR in Oberhausen, Germany, major replacements of equipment, capacity expansions, major investments to reduce future operating costs, environmental, health and safety initiatives and the integration of a company-wide SAP platform. Spending in 2003 primarily related to the completion of a production facility for synthesis gas, a primary raw material at the Oberhausen site in Germany, major replacements of equipment, capacity expansions, major investments to reduce future operating costs, environmental, health and safety initiatives and the integration of a company-wide SAP platform.

The increase in cash outflows of \$136 million in 2003 compared to 2002 is mainly due to lower proceeds from disposal of discontinued operations of \$196 million and the receipt of \$39 million in returns of capital from investments in non-consolidated InfraServ companies in 2002. This increase in cash outflow for 2003 was partially offset by a \$131 million cash outflow for the 2002 purchase of the net assets of the emulsions businesses. Additionally, net cash outflows increased by \$41 million related to higher net purchases of marketable securities.

Capital expenditures increased by \$8 million to \$211 million in 2003, primarily due to foreign currency effects. Spending in 2003 primarily related to the completion of a production facility for synthesis gas, a primary raw material at the Oberhausen site in Germany, major replacements of equipment, capacity expansions, major investments to reduce future operating costs, environmental, health and safety initiatives and the integration of a company-wide SAP platform. The spending in 2002 included the start of construction of the synthesis gas production facility at the Oberhausen site. In addition, major projects included the completion of a new GUR

plant at the Bishop, Texas, facility and the capacity expansion for Vectra at Shelby, North Carolina. The Vectra expansion was built to supply the projected long-term demand of the telecommunications industry and to develop and grow emerging markets.

Net Cash Provided by/(Used in) Financing Activities

Net cash from financing activities increased to a cash inflow of \$2,643 million in 2004 compared to a cash outflow of \$108 million in 2003. The increased cash inflow primarily reflects higher net proceeds from borrowings in connection with the acquisition of CAG and borrowings to prefund benefit obligations. These increased cash inflows were partially offset by a \$500 million return of capital to the Original Stockholders. Refer to the Liquidity section below for additional information.

109

Net cash used in financing activities declined by \$42 million to an outflow of \$108 million in 2003 compared to 2002. This decrease is primarily related to lower net payments of short-term borrowings of \$121 million, offset by net payments of long-term debt in 2003 of \$48 million. In addition, in 2003, CAG paid a cash dividend of \$25 million and repurchased 749,848 of its shares, to be held in treasury, for approximately \$15 million. Net cash used in financing activities in 2002 was primarily due to net debt repayments aggregating \$144 million. In addition, CAG repurchased 284,798 of its shares, to be held in treasury, for approximately \$6 million.

Liquidity

Our contractual obligations, commitments and debt service requirements over the next several years are significant and are substantially higher than historical amounts. Our primary source of liquidity will continue to be cash generated from operations as well as existing cash.

We believe we will have available resources to meet both our short-term and long-term liquidity requirements, including debt service. If our cash flow from operations is insufficient to fund our debt service and other obligations, we may be forced to use other means available to us such as to increase our borrowings under our lines of credit, reduce or delay capital expenditures, seek additional capital or seek to restructure or refinance our indebtedness.

In January 2005, Celanese Corporation completed an initial public offering of Series A common stock and received net proceeds of approximately \$752 million after deducting underwriters' discounts and offering expenses of \$48 million. Concurrently, Celanese Corporation received net proceeds of \$233 million from the offering of its convertible preferred stock and borrowed an additional \$1,135 million under the amended and restated senior credit facilities. A portion of the proceeds of the share offerings was used to redeem \$188 million of senior discount notes and \$521 million of senior subordinated notes, which excludes premiums of \$19 million and \$51 million, respectively. We also used a portion of the proceeds from additional borrowings under our senior credit facilities to repay our \$350 million floating rate term loan which excludes a \$4 million early redemption premium, and used \$200 million of the proceeds as the primary financing for the acquisition of the Vinamul emulsion business.

On April 7, 2005, Celanese Corporation used the remaining proceeds to pay a special cash dividend to holders of its Series B common stock of \$804 million. Upon payment of the \$804 million dividend, all of the outstanding shares of Celanese Corporation's Series B common stock converted automatically to shares of Celanese Corporation's Series A common stock.

As a result of the offerings in January 2005, Celanese Corporation now has \$240 million aggregate liquidation preference of outstanding preferred stock. Holders of the preferred stock are entitled to receive, when, as and if, declared by our board of directors, out of funds legally available therefor, cash dividends at the rate of 4.25% per annum (or \$1.06 per share) of liquidation preference, payable quarterly in arrears, commencing on May 1, 2005. Dividends on the preferred stock are cumulative from the date of initial issuance. This dividend is expected to result in an annual dividend payment of approximately \$10 million. Accumulated but unpaid dividends accumulate at an annual rate of 4.25%. The preferred stock is convertible, at the option of the holder, at any time into shares of Celanese Corporation's Series A common stock at a conversion rate of approximately 1.25 shares of Celanese Corporation's Series A common stock per \$25 liquidation preference of the preferred stock, subject to adjustments. As of October 26, 2005, the Company has paid \$5 million in aggregate dividends on its preferred stock.

In July 2005, Celanese Corporation's board of directors adopted a policy of declaring, subject to legally

available funds, a quarterly cash dividend on each share of its Series A common stock at an annual rate initially equal to approximately 1% of the \$16 initial public offering price per share of its Series A common stock (or \$0.16 per share) unless the board of directors in its sole discretion determines otherwise. On August 11, 2005 the first such quarterly dividend payment of \$0.04 per share (\$6 million) on the Series A common stock was made. Based upon the number of outstanding shares as of June 30, 2005, the anticipated annual cash dividend payment is approximately \$25 million. However, there is no assurance that sufficient cash or surplus will be available to pay such dividend.

In July 2005, we acquired Acetex Corporation ("Acetex") for \$270 million and assumed Acetex's \$247 million of debt, which is net of cash acquired of \$54 million. Acetex's operations include an

acetyls business with plants in Europe and a North-American specialty polymers and film business. Acetex also previously concluded an agreement for a venture to build an acetyls complex in Saudi Arabia and has commenced the technical planning for this facility. We acquired Acetex using existing cash. We caused Acetex to exercise its option to redeem its 10 7/8% senior notes due 2009 totaling approximately \$265 million. The redemption was funded primarily with available cash and took place August 19, 2005. The redemption price was approximately \$280 million, which represented 105.438% of the outstanding principal amount, plus accrued and unpaid interest to August 19, 2005. On August 25, 2005, the Company repaid the remaining \$36 million of assumed debt with available cash.

As of June 30, 2005, we had total debt of \$3,393 million and cash and cash equivalents of \$959 million. Net debt (total debt less cash and cash equivalents) decreased to \$2,434 million from \$2,549 million as of December 31, 2004 due to an increase in cash and cash equivalents of \$121 million primarily from cash provided from operations.

In connection with the acquisition of CAG, we incurred a substantial amount of debt. We entered into senior subordinated bridge loans and issued \$200 million of mandatorily redeemable preferred shares, both of which were subsequently refinanced by the senior subordinated notes and the floating rate term loan. Additionally, we issued senior discount notes and senior subordinated notes as well as entered into amended and restated senior credit facilities.

In connection with the acquisition of CAG, we cancelled its committed commercial paper backup facilities and revolving credit facilities. Additionally, we agreed to pre-fund \$463 million of certain pension obligations, which is expected to eliminate the need for future funding for seven to ten years. As of December 31, 2004, \$409 million was pre-funded, and in February 2005 we contributed an additional \$42 million to the non-qualified pension plan's rabbi trusts. We terminated our \$120 million trade receivable securitization program in February 2005, which was unavailable since the CAG acquisition and had no outstanding sales of receivables as of December 31, 2004.

During the nine months ended December 31, 2004, we repaid approximately \$235 million of CAG's variable rate debt that was originally scheduled to mature in 2005, 2008 and 2009.

We were initially capitalized by equity contributions totaling \$641 million from the Original Stockholders. On a stand alone basis, the Issuer, Crystal LLC and BCP Crystal have no material assets other than the stock of their subsidiaries that they own, and no independent external operations of their own other than through the indirect ownership of CAG and CAC, their consolidated subsidiaries, their non-consolidated subsidiaries, ventures and other investments. As such, the Issuer, Crystal LLC and BCP Crystal generally will depend on the cash flow of their subsidiaries to meet their obligations, including their obligations under the preferred stock, the senior discount notes, senior subordinated notes, term loans and any revolving credit borrowings and guarantees.

In March 2005, we received \$75 million for an early contractual settlement of receivables related to the 2000 sale of our 50% interest in the Vinnolit Kunststoff GmbH venture. We have receivables related to this settlement as of December 31, 2004, which was recorded in the allocation of the purchase price of CAG.

In December 2004, the Issuer granted rights to executive officers, key employees and directors to purchase up to 1,797,386 shares of Series A common stock at a discount of \$8.80 per share. The deferred compensation plan has an aggregate maximum amount payable of \$192 million. The initial component of the deferred compensation plan, totaling an aggregate of approximately \$27 million, vested in 2004 and was paid in the first quarter of 2005. The remaining aggregate maximum amount payable of \$165 million is subject to downward adjustment if the price of the Issuer's common stock falls below the initial public offering price and vests subject

to both (1) continued employment or the achievement of the certain performance criteria and (2) the disposition by Blackstone of at least 90% of its equity interest in the Issuer with at least a 25% cash internal rate of return on their equity interest.

In August 2005, we acquired approximately 5.9 million, or approximately 11.8%, of the outstanding CAG shares from two shareholders of CAG at a price of €51 per share for an aggregate consideration of approximately €302 million (\$369 million). In addition, we agreed to pay these two shareholders an additional purchase price of approximately €12 million (\$15 million) in consideration for certain agreements described under "Prospectus Summary—Recent Developments—Recent

Purchases of CAG Shares." We financed the purchase of such CAG Shares and the settlement payment through cash on hand. We also announced that we would increase our existing offer to purchase the remaining outstanding CAG Shares to €51 per share (plus interest on €41.92 per share), subject to certain further conditions, for all minority shareholders that would accept the increased offer on or prior to September 29, 2005. The acquisition of additional CAG Shares increased our ownership of CAG from approximately 84% to approximately 98%. Because the Purchaser now owns CAG Shares representing more than 95% of the outstanding registered ordinary share capital (including treasury shares) of CAG, the Purchaser is entitled to require, as permitted under German law, a squeeze-out. See "The Transactions —Post-Tender Offer Events—Squeeze-out and Conversion." In the event we pursue a squeeze-out, we intend to finance the purchase of these shares primarily through available cash, and additionally, through our revolving credit facility.

Domination Agreement. At the CAG annual shareholders' meeting on June 15, 2004, CAG shareholders approved payment of a dividend on the CAG Shares for the fiscal year ended December 31, 2003 of €0.12 per share. For the nine month fiscal year ended on September 30, 2004, Celanese will not be able to pay a dividend to the CAG shareholders due to losses incurred in the CAG statutory accounts. Accordingly, in the near term, the Issuer, Crystal LLC and BCP Crystal, will use existing cash and borrowings from their subsidiaries, subject to various restrictions, including restrictions imposed by the amended and restated senior credit facilities and indentures and by relevant provisions of German and other applicable laws, to make interest payments. If the Domination Agreement ceases to be operative, the ability of the Issuer, Crystal LLC and BCP Crystal to meet their obligations will be materially and adversely affected.

The Domination Agreement was approved at the CAG's extraordinary shareholders' meeting on July 31, 2004. The Domination Agreement between CAG and the Purchaser became effective on October 1, 2004. When the Domination Agreement became effective, the Purchaser was obligated to offer to acquire all outstanding CAG Shares from the minority shareholders of CAG in return for payment of fair cash compensation. This offer will continue until two months following the date on which the decision on the last motion in award proceedings (*Spruchverfahren*), as described in "Business—Legal Proceedings—Shareholder Litigation", has been disposed of and has been published. These award proceedings were dismissed in 2005; however, the dismissal is still subject to appeal. The amount of this fair cash compensation has been determined to be €41.92 per share, plus interest, in accordance with applicable German law. Simultaneously with our acquisition of additional CAG Shares in August 2005, we also announced that we would increase our offer to purchase any remaining outstanding CAG Shares to €51 per share (plus interest on €41.92 per share) for all minority shareholders that would accept the increased offer on or prior to September 29, 2005 and waive their rights to participate in an increase of the offer consideration as a result of the pending award proceedings. In addition, all shareholders who tendered their shares pursuant to the mandatory offer of €41.92 per share commenced in September 2004 and continuing as of the date of this prospectus, were entitled to claim the difference between the increased offer of €51 per share and the mandatory offer of €41.92 per share. Any shareholder who accepted the increased offer of €51 per share, or claimed the difference between the mandatory offer and the increased offer, was obligated to agree to waive its rights to participate in any possible future increase of the offer consideration as a result of the pending award proceedings. For minority shareholders who did not accept the increased offer on or prior to the September 29, 2005 expiration date, the terms of the original €41.92 per share mandatory offer will continue to apply. The mandatory offer will expire on December 1, 2005, unless further extended. As a result of the award proceedings, the amount of the fair cash consideration and the guaranteed fixed annual payment offered under the Domination Agreement could be increased by the court so that all minority shareholders, including those who have already tendered their shares into the mandatory offer and have received the fair cash compensation, could claim higher amounts. Any minority shareholder who elects not to sell their shares to the Purchaser will be entitled to remain a shareholder of CAG and to receive from the Purchaser a gross guaranteed fixed annual

payment on their shares of €3.27 per CAG Share less certain corporate taxes in lieu of any future dividend. Taking into account the circumstances and the tax rates at the time of entering into the Domination Agreement, the net guaranteed fixed annual payment is €2.89 per CAG share for a full fiscal year. Based upon the number of CAG Shares held by the minority shareholders, excluding the two shareholders described above who sold their CAG Shares to us in August 2005, as of June 30, 2005, a net guaranteed fixed annual payment of €6 million is expected. The net guaranteed fixed

annual payment may, depending on applicable corporate tax rates, in the future be higher, lower, or the same as €2.89 per CAG share. As of October 26, 2005 the Purchaser owned approximately 98% of the outstanding CAG Shares. If the Purchaser acquires all the remaining CAG Shares outstanding as of October 26, 2005, the total amount of funds necessary to purchase such outstanding shares under the current offer of €41.92 per share would be approximately €40 million plus accrued interest on €41.92 per share from October 2, 2004.


While the Domination Agreement is operative, the Purchaser is required to compensate CAG for any statutory annual loss incurred by CAG, the dominated entity, at the end of its fiscal year when the loss was incurred. If the Purchaser were obligated to make cash payments to CAG to cover an annual loss, the Purchaser may not have sufficient funds to pay interest when due and, unless the Purchaser is able to obtain funds from a source other than annual profits of CAG, the Purchaser may not be able to satisfy its obligation to fund such shortfall. The Domination Agreement cannot be terminated by the Purchaser in the ordinary course until September 30, 2009.

Our subsidiaries, BCP Caylux Holdings Luxembourg S.C.A. and BCP Crystal, have each agreed to provide the Purchaser with financing to strengthen the Purchaser's ability to fulfill its obligations under, or in connection with, the Domination Agreement and to ensure that the Purchaser will perform all of its obligations under, or in connection with, the Domination Agreement when such obligations become due, including, without limitation, the obligations to make a guaranteed fixed annual payment to the outstanding minority shareholders, to offer to acquire all outstanding CAG Shares from the minority shareholders in return for payment of fair cash consideration and to compensate CAG for any statutory annual loss incurred by CAG during the term of the Domination Agreement. In addition, the Issuer expects to guarantee all obligations of the Purchaser under, or in connection with, the Domination Agreement, including the repayment of all existing and future intercompany indebtedness of the Issuer's subsidiaries to CAG. Further, under the terms of the Issuer's guarantee, in certain limited circumstances CAG may be entitled to require the immediate repayment of some or all of the intercompany indebtedness owed by the Issuer's subsidiaries to CAG. If the Issuer, BCP Caylux and/or BCP Crystal are obligated to make payments under such guarantees to the Purchaser, CAG and/or the minority shareholders, as the case may be, or if the intercompany indebtedness owed to CAG is accelerated, we may not have sufficient funds for payments on our indebtedness when due or to make funds available to the Issuer.

In the first quarter of 2005, we paid \$10 million to affiliates of the Blackstone Group related to an advisor monitoring agreement. This agreement was terminated concurrent with the initial public offering and resulted in an additional \$35 million payment.

Contractual Obligations. The following table sets forth our fixed contractual debt obligations as of June 30, 2005.

Fixed Contractual Debt Obligations ⁽⁴⁾	Total	Less than 1 Year	1-3 Years	4-5 Years	After 5 Years
(in \$ millions)					
Amended and Restated Senior Credit Facilities – Term Loans Facility	1,725	17	51	17	1,640
Senior Subordinated Notes ⁽¹⁾	953	—	—	—	953
Senior Discount Notes ⁽²⁾	554	—	—	—	554
Other Debt ⁽³⁾	354	123	30	11	190
Total Fixed Contractual Debt Obligations	3,586	140	81	28	3,337

- 
- (1) Does not include \$4 million of premium on the \$225 million of the senior subordinated notes issued July 1, 2004.
 - (2) Reflects the accreted value of the notes at maturity.
 - (3) Does not include \$2 million purchase accounting adjustment to assumed debt.
 - (4) Excludes cash interest obligations on debt of \$202 million in the next year, \$400 million in years two to three, \$423 million in years four to five, and \$926 million after five years.

Amended and Restated Senior Credit Facilities. As of June 30, 2005, excluding the \$242 million delayed draw facility which expired unutilized in July 2005, the amended and restated senior credit facilities of \$2,553 million consist of a term loan facility, a revolving credit facility, and a credit-linked revolving facility.

Subsequent to the consummation of the initial public offering in January 2005, we entered into amended and restated senior credit facilities which increased the term loan facility. The terms of the amended and restated senior credit facilities are substantially similar to the terms of original senior credit facilities. As of June 30, 2005, the term loan facility had a balance of \$1,725 million (including approximately €275 million), which matures in 2011. In addition, there was a \$242 million delayed draw facility which expired unutilized in July 2005.

The revolving credit facility, through a syndication of banks, provides for borrowings of up to \$600 million, including the availability of letters of credit in U.S. dollars and euros and for borrowings on same-day notice. As of June 30, 2005, there were no amounts outstanding under the revolving credit facility, which matures in 2009.

In January 2005, the revolving credit facility was increased from \$380 million to \$600 million under the amended and restated senior credit facilities. The \$228 million credit-linked revolving facility, which matures in 2009, includes borrowing capacity available for letters of credit. As of October 26, 2005, there were \$225 million of letters of credit issued under the credit-linked revolving facility. As of October 26, 2005, there were \$65 million of letters of credit issued and \$35 million borrowed under the revolving credit facility. As of October 26, 2005, \$503 million remained available for borrowing under the revolving credit facilities (taking into account letters of credit issued under the revolving credit facilities).

Substantially all of the assets of Celanese Holdings, the direct parent of BCP Crystal, and, subject to certain exceptions, substantially all of its existing and future U.S. subsidiaries, referred to as U.S. Guarantors, secure these facilities. The borrowings under the amended and restated senior credit facilities bear interest at a rate equal to an applicable margin plus, at the borrower's option, either a base rate or a LIBOR rate. The applicable margin for borrowing under the base rate option is 1.50% and for the LIBOR option, 2.50% (in each case, subject to a step-down based on a performance test).

The amended and restated senior credit facilities are subject to prepayment requirements and contain covenants, defaults and other provisions. The amended and restated senior credit facilities require BCP Crystal to prepay outstanding term loans, subject to certain exceptions, with:

- 75% (such percentage will be reduced to 50% if BCP Crystal's leverage ratio is less than 3.00 to 1.00 for any fiscal year ending on or after December 31, 2005) of BCP Crystal's excess cash flow;
- 100% of the net cash proceeds of all non-ordinary course asset sales and casualty and condemnation events, unless BCP Crystal reinvests or contracts to reinvest those proceeds in assets to be used in BCP Crystal's business or to make certain other permitted investments within 12 months, subject to certain limitations;
- 100% of the net cash proceeds of any incurrence of debt other than debt permitted under the amended and restated senior credit facilities, subject to certain exceptions; and
- 50% of the net cash proceeds of issuances of equity of Celanese Holdings, subject to certain exceptions.

BCP Crystal may voluntarily repay outstanding loans under the amended and restated senior credit facility at any time without premium or penalty, other than customary "breakage" costs with respect to LIBOR loans.

In connection with the borrowing by BCP Crystal under the term loan portion of the amended and restated senior credit facilities, BCP Crystal and CAC have entered into an intercompany loan agreement whereby BCP Crystal has agreed to lend the proceeds from any borrowings under its term loan facility to CAC. The intercompany loan agreement contains the same amortization provisions as the amended and restated senior credit facilities. The interest rate with respect to the loans made under the intercompany loan agreement is the same as the interest rate with respect to the loans under BCP Crystal's term loan facility plus three basis points. BCP Crystal intends to service the indebtedness under its term loan facility with the proceeds of payments made to it by CAC under the intercompany loan agreement.

Floating Rate Term Loan. The \$350 million floating rate term loan matures in 2011. The borrowings under the floating rate term loan bear interest at a rate equal to an applicable margin plus, at BCP Crystal's option, either a base rate or a LIBOR rate. Prior to the completion of the Restructuring, the applicable margin for borrowings under the base rate option was 3.25% and for the LIBOR option, 4.25%. Subsequent to the completion of the Restructuring, the applicable margin for borrowings under the base rate option is 2.50% and for the LIBOR option, 3.50%. The floating rate term loan accrues interest. We used a portion of new borrowings under the amended and restated senior credit facilities to repay the floating rate term loan and \$3 million of associated premium in January 2005.

Senior Subordinated Notes. The senior subordinated notes originally consisted of \$1,225 million of 9 5/8% Senior Subordinated Notes due 2014 and €200 million of 10 3/8% Senior Subordinated Notes due 2014. From the completion of the Restructuring, all of BCP Crystal's U.S. domestic, wholly owned subsidiaries that guarantee BCP Crystal's obligations under the amended and restated senior credit facilities guarantee the senior subordinated notes on an unsecured senior subordinated basis. In February 2005, we used \$521 million of the net proceeds of the offering of our Series A common stock to redeem a portion of the senior subordinated notes and \$51 million to pay the premium associated with the early redemption. As of June 30, 2005, the senior subordinated notes, excluding \$4 million of premium, consist of \$796 million of 9 5/8% Senior Subordinated Notes due 2014 and €130 million of 10 3/8% Senior Subordinated Notes due 2014. All of BCP Crystal's U.S. domestic, wholly owned subsidiaries that guarantee BCP Crystal's obligations under the senior credit facilities guarantee the senior subordinated notes on an unsecured senior subordinated basis.

Senior Discount Notes. In September 2004, Crystal LLC and Crystal US Sub 3 Corp., a subsidiary of Crystal LLC issued \$853 million aggregate principal amount at maturity of their senior discount notes due 2014 consisting of \$163 million principal amount at maturity of their 10% Series A senior discount notes due 2014 and \$690 million principal amount at maturity of their 10½% Series B Senior Discount Notes due 2014. The gross proceeds of the offering were \$513 million. Approximately \$500 million of the proceeds were distributed to the Issuer, which in turn made the return of capital distribution to the Original Stockholders, with the remaining proceeds used to pay fees associated with the refinancing. Until October 1, 2009, interest on the senior discount notes will accrue in the form of an increase in the accreted value of such notes. Cash interest on the senior discount notes will accrue commencing on October 1, 2009 and be payable semiannually in arrears on April 1 and October 1. In February 2005, we used approximately \$37 million of the net proceeds of the offering of our Series A common stock to redeem a portion of the Series A senior discount notes and \$151 million to redeem a portion of the Series B senior discount notes and \$19 million to pay the premium associated with such redemption. As of June 30, 2005, there was \$554 million aggregate principal amount at maturity outstanding, consisting of \$106 million principal amount at maturity of its 10% Series A Senior Discount Notes due 2014 and \$448 million principal amount at maturity of its 10½% Series B Senior Discount Notes due 2014.

Other Debt. As a result of the acquisition of CAG, we prepaid, in April 2004, \$175 million of debt scheduled to mature in 2005 and 2008 and, in September 2004, prepaid approximately \$60 million of additional debt previously scheduled to mature in 2009. As of June 30, 2005, the outstanding debt of \$351 million, which includes a \$2 million reduction under purchase accounting, is primarily made up of fixed rate pollution control and industrial revenue bonds, short-term borrowings from affiliated companies and capital lease obligations.

Covenants. The indentures governing the senior subordinated notes and the senior discount notes limit the ability of the issuers of such notes and the ability of their restricted subsidiaries to:

- incur additional indebtedness or issue preferred stock;

- pay dividends on or make other distributions or repurchase the respective issuer's capital stock;
- make certain investments;
- enter into certain transactions with affiliates;
- limit dividends or other payments by BCP Crystal's restricted subsidiaries to it;
- create liens or other *pari passu* or subordinated indebtedness without securing the respective notes;

- designate subsidiaries as unrestricted subsidiaries; and
- sell certain assets or merge with or into other companies.

Subject to certain exceptions, the indentures governing the senior subordinated notes and the senior discount notes permit the issuers of the notes and their restricted subsidiaries to incur additional indebtedness, including secured indebtedness.

The amended and restated senior credit facilities contain a number of covenants that, among other things, restrict, subject to certain exceptions, the ability of Celanese Holdings and its subsidiaries' ability, to:

- sell assets,
- incur additional indebtedness or issue preferred stock;
- repay other indebtedness (including the notes);
- pay dividends and distributions or repurchase their capital stock;
- create liens on assets;
- make investments, loans guarantees or advances;
- make certain acquisitions;
- engage in mergers or consolidations;
- enter into sale and leaseback transactions;
- engage in certain transactions with affiliates;

- amend certain material agreements governing BCP Crystal's indebtedness;
- change the business conducted by Celanese Holdings and its subsidiaries; and
- enter into hedging agreements that restrict dividends from subsidiaries.

In addition, the amended and restated senior credit facilities require BCP Crystal to maintain the following financial covenants: a maximum total leverage ratio, a maximum bank debt leverage ratio, a minimum interest coverage ratio and maximum capital expenditures limitation.

A breach of covenants of the amended and restated senior credit facilities that are tied to ratios based on Adjusted EBITDA, as defined in our credit agreements, could result in a default under the amended and restated senior credit facilities and the lenders could elect to declare all amounts borrowed due and payable. Any such acceleration would also result in a default under the indentures governing the senior subordinated notes and the senior discount notes. Additionally, under the amended and restated senior credit facilities, the floating rate term loan and the indentures governing the senior subordinated notes and the senior discount notes, our ability to engage in activities such as incurring additional indebtedness, making investments and paying dividends is also tied to ratios based on Adjusted EBITDA. As of June 30, 2005, we were in compliance with these covenants. The maximum consolidated net bank debt to Adjusted EBITDA ratio, previously required under the senior credit facilities, was eliminated when we amended and restated the facilities in January 2005.

Covenant levels and ratios for the four quarters ended June 30, 2005 are as follows:

	Covenant Level	June 30, 2005 Ratios
Amended and Restated Senior credit facilities ⁽¹⁾		
Minimum Adjusted EBITDA to cash interest ratio	1.7x	5.5x
Maximum consolidated net debt to Adjusted EBITDA ratio	5.5x	2.0x
Senior subordinated notes indenture ⁽²⁾		
Minimum Adjusted EBITDA to fixed charge ratio required to incur additional debt pursuant to ratio provisions	2.0x	4.7x
Discount notes indenture ⁽³⁾		
Minimum Adjusted EBITDA to fixed charge ratio required to incur additional debt pursuant to ratio provisions	2.0x	4.0x

(1) The amended and restated senior credit facilities require BCP Crystal to maintain an Adjusted EBITDA to cash interest ratio starting at a minimum of 1.7x for the period April 1, 2004 to December 31, 2005, 1.8x for the period January 1, 2006 to December 31, 2006, 1.85x for the period January 1, 2007 to December 31, 2007 and 2.0x thereafter. Failure to satisfy these ratio requirements would constitute a default under the amended and restated senior credit facilities. If lenders under the amended and restated senior credit facilities failed to waive any such default, repayment obligations under the amended and restated senior credit facilities could be accelerated, which would also constitute a default under the indenture.

- (2) BCP Crystal's ability to incur additional debt and make certain restricted payments under the senior subordinated note indenture, subject to specified exceptions, is tied to an Adjusted EBITDA to fixed charge ratio of at least 2.0 to 1.
- (3) The Issuer's ability to incur additional debt and make certain restricted payments under the senior discount notes indenture, subject to specified exceptions, is tied to an Adjusted EBITDA to fixed charge ratio of at least 2.0 to 1.

Adjusted EBITDA is used to determine compliance with many of the covenants contained in the indentures governing our outstanding notes and in the amended and restated senior credit facilities. Adjusted EBITDA and all of its component elements are defined in our debt agreements and include non-U.S. GAAP measures and terms that are the same as U.S. GAAP measures which are not determined on the same basis as U.S. GAAP. Adjusted EBITDA is defined as EBITDA further adjusted to exclude unusual items, non-cash items and other adjustments permitted in calculating covenant compliance under our indentures and amended and restated senior credit facilities, as shown in the table below. We believe that the disclosure of the calculation of Adjusted EBITDA provides information that is useful to an investor's understanding of our liquidity and financial flexibility.

117

Adjusted EBITDA as calculated under our amended and restated senior credit facilities and the indentures for the senior subordinated notes and the senior discount notes for the four quarters ended June 30, 2005 is as follows:

	Amended and Restated Senior Credit Facilities Senior Subordinated Notes	Senior Discount Notes
	(unaudited)(in millions)	
Net loss of Celanese Corporation	(71)	(71)
Net loss of entities not included in covenant calculation ⁽¹⁾	95	41
Net earnings (loss) for covenant purposes	24	(30)
Earnings from discontinued operations	—	—
Interest expense net:		
Interest expense	314	374
Interest income	(37)	(37)
Cash interest income used by captive insurance subsidiaries to fund operations	11	11
Taxes:		
Income tax provision (benefit)	117	111
Franchise taxes	2	2
Depreciation and amortization	243	243
Unusual items:		
Special charges ⁽²⁾		
Insurance recoveries associated with plumbing cases	(3)	(3)
Restructuring, impairment and other special charges, net	160	160
Severance and other restructuring charges not included in special charges	14	14
Unusual and non-recurring items ⁽³⁾	85	85
Other non-cash charges (income):		
Non-cash charges ⁽⁴⁾	16	16
Equity in net earnings of affiliates in excess of cash dividends received	17	17

Excess of cash dividends paid to minority shareholders in subsidiaries over the minority interest income of these subsidiaries	36	36
Other adjustments ⁽⁵⁾		
Advisor monitoring fee	18	18
Net gain on sale of assets	(1)	(1)
Pro forma cost savings ⁽⁶⁾	12	12
Adjusted EBITDA	<u>\$ 1,028</u>	<u>\$ 1,028</u>

(1) Primarily represents interest expense.

(2) Special charges include provisions for restructuring and other expenses and income incurred outside the normal ongoing course of operations. Restructuring provisions represent costs related to severance and other benefit programs related to major activities undertaken to fundamentally redesign the business operations, as well as costs incurred in connection with a decision to exit non-strategic businesses. These measures are based on formal management decisions, establishment of agreements with the employees' representatives or individual agreements with the affected employees, as well as the public announcement of the restructuring plan. The related reserves reflect certain estimates, including those pertaining to separation costs, settlements of contractual obligations and other closure costs. We reassess the reserve requirements to complete each individual plan under existing restructuring programs at the end of each reporting period.

118

Actual experience may be different from these estimates. (See Note 21 to the Consolidated Financial Statements and Note 13 to the Unaudited Interim Financial Statements.)

(3) Consists of the following: management compensation program, transaction costs; productivity enhancement programs; relocation expenses; and other miscellaneous non-recurring items.

(4) Included in the amount above is expenses relating to our inventory step up under purchase accounting; amortization expense included in net periodic pension and OPEB cost; and a change in swap valuation. Items that were zero for the applicable period but are required to be included per our financing agreements, are any reimbursed expenses and any non-cash portion of rent expenses.

(5) Our financing agreements require us to make other adjustments to net earnings (loss) for net gain on disposition of assets and advisor fees paid to affiliates of the Blackstone Group. Gain (loss) on extinguishment of debt was zero for the applicable period but are required to be included per our financing agreements.

(6) Our financing agreements also permit adjustments to net earnings (loss) on a pro forma basis for certain cost savings that we expect to achieve. This adjustment relates to cost savings from pension prefunding.

Consolidated net debt, a required measure for covenant compliance purposes and its components are defined in our credit agreements as total indebtedness, consisting of borrowed money and the deferred purchase price of property or services plus net cash for receivables financing less unrestricted cash and cash equivalents of our subsidiary Celanese Holdings LLC and its subsidiaries on a consolidated basis. Consolidated net debt is calculated as follows as of June 30, 2005:

(\$ millions)

Short-term borrowings and current installments of long-term debt—third party and affiliates	140
Long-term debt	3,253
Total consolidated debt of Celanese Corporation	3,393
Debt of entities not included in covenant calculation-senior discount notes	(360)
Less: cash and cash equivalents included in the covenant calculation	(958)
Consolidated net debt	2,075

Contractual Obligations . The following table sets forth our fixed contractual cash obligation as of June 30, 2005.

Fixed Contractual Cash Obligations ⁽¹⁾	Total	Less than 1 Year	2-3 Years	4-5 Years	After 5 Years
	(in \$ millions)				
Operating Leases	237	49	71	41	76
Unconditional Purchase Obligations	910	120	163	138	489
Other Contractual Obligations	161	159	2	—	—
Fixed Contractual Cash Obligations	<u>1,308</u>	<u>328</u>	<u>236</u>	<u>179</u>	<u>565</u>

(1) Fixed contractual debt obligations are presented in the previous table.

In the first quarter of 2005, we paid \$10 million to affiliates of the Blackstone Group related to an advisor monitoring agreement. This agreement was terminated concurrent with the initial public offering and resulted in an additional \$35 million termination payment. Based upon the number of CAG Shares held by the minority shareholders, excluding the shares acquired in August 2005 from the two shareholders described in "Prospectus Summary—Recent Developments—Recent Purchases of CAG Shares", as of June 30, 2005, a net guaranteed fixed annual payment of €6 million is expected. These amounts are excluded from the above table. Subsequent to June 30, 2005, the Company incurred additional contractual cash obligations related to the acquisitions of additional CAG Shares and Acetex, including the redemption of the Acetex debt.

Unconditional Purchase Obligations include take or pay contracts and fixed price forward contracts. The Company does not expect to incur any material losses under these contractual arrangements. In addition, these contracts may include variable price components.

Other Contractual Obligations primarily includes committed capital spending and fines associated with the U.S. antitrust settlement described in Note 27 to the Consolidated Financial Statements. Included in Other Contractual Obligations is a €99 million (\$120 million) fine from the European Commission related to antitrust matters in the sorbates industry, which is pending an appeal. The Company is indemnified by a third party for 80% of the expenses relating to these matters, which is not reflected in the amount above.

At June 30, 2005, we have contractual guarantees and commitments as follows:

Contractual Guarantees and Commitments	Total	Expiration per Period			
		Less than 1 Year	1-3 Years	4-5 Years	After 5 Years

	(in \$ millions)				
Financial Guarantees	52	7	15	15	15
Standby Letters of Credit	215	215	—	—	—
Contractual Guarantees and Commitments	<u>267</u>	<u>222</u>	<u>15</u>	<u>15</u>	<u>15</u>

The Company is secondarily liable under a lease agreement pursuant to which the Company has assigned a direct obligation to a third party. The lease assumed by the third party expires on April 30, 2012. The lease liability for the period from June 30, 2005 to April 30, 2012 is estimated to be approximately \$52 million.

Standby letters of credit of \$215 million at June 30, 2005 are irrevocable obligations of an issuing bank that ensure payment to third parties in the event that certain Successor subsidiaries fail to perform in accordance with specified contractual obligations. The likelihood is remote that material payments will be required under these agreements. The stand-by letters of credit include \$215 million issued under the credit-linked revolving facility of which approximately \$25 million relates to obligations associated with the sorbates antitrust matters as described in "Other Contractual Obligations" above.

For additional commitments and contingences see Note 27 to the Consolidated Financial Statements and Note 12 to the Unaudited Interim Financial Statements.

Although, the Company cannot predict with certainty the annual spending for these matters, such matters will affect future cash flows of the Company.

Other Obligations ⁽¹⁾	Successor	Predecessor	Successor	
	Spending for the Six Months Ended June 30, 2005	Spending for Nine Months Ended December 31, 2004	Spending for Three Months Ended March 31, 2004	Remaining 2005 Projected Spending
	(in \$ millions)			
Environmental Matters	40	66	22	50
Pension and Other Benefits	41	487	48	40
Other Obligations	<u>81</u>	<u>553</u>	<u>70</u>	<u>90</u>



(1) Projected spending related to sorbates litigation cannot be reasonably estimated.

Environmental Matters

For the six months ended June 30, 2005 and nine months ended December 31, 2004, the Successor's worldwide expenditures, including expenditures for legal compliance, internal environmental initiatives and remediation of active, orphan, divested and U.S. Superfund sites were \$40 million and \$66 million, respectively. The Predecessor's worldwide expenditures for the three months ended March 31, 2004 and the years ended December 31, 2003 and 2002 were \$22 million, \$80 million and \$83 million, respectively. The Successor's capital project related environmental

expenditures for the six months ended June 30, 2005 and nine months ended December 31, 2004, and the Predecessor's for the three months ended March 31, 2004 and the years ended December 31, 2003 and 2002, included in worldwide expenditures, were \$3 million, \$6 million, \$2 million, \$10 million and \$4 million, respectively. Environmental reserves for remediation matters were \$129 million and \$143 million as of June 30,

2005 and December 31, 2004, respectively. See Notes 19 and 27 to the Consolidated Financial Statements. As of June 30, 2005, the estimated range for remediation costs is between \$100 million and \$129 million, with the best estimate of \$129 million.

It is anticipated that stringent environmental regulations will continue to be imposed on the chemical industry in general. Although we cannot predict with certainty future environmental expenditures, due to new air regulations in the U.S., we expect that there will be a temporary increase in compliance costs that will total approximately \$30 million to \$45 million through 2007. An additional \$50 million may be needed depending upon the outcome of a challenge in U.S. federal court related to key portions of the regulation. In addition, a recent European Union directive requires a trading system for carbon dioxide emissions to be in place by January 1, 2005. Accordingly, Emission Trading Systems will directly affect the power plants at the Kelsterbach and Oberhausen sites in Germany and the Lanaken site in Belgium, as well as power plants operated by InfraServ entities on sites at which we operate. We are still evaluating how these regulations affect the newly acquired Acetex facilities in Europe. The Company and the InfraServ entities may be required to purchase carbon dioxide credits, which could result in increased operating costs, or may be required to develop additional cost-effective methods to reduce carbon dioxide emissions further, which could result in increased capital expenditures. Additionally, the new regulation indirectly affects our other operations in the European Union, which may experience higher energy costs from third party providers. We have not yet determined the impact of this legislation on our operating costs.

Due to its industrial history, the Company has the obligation to remediate specific areas on its active sites as well as on divested, orphan or U.S. Superfund sites. In addition, as part of the demerger agreement with Hoechst, a specified proportion of the responsibility for environmental liabilities from a number of pre-demerger divestitures was transferred to the Company. The Company has provided for such obligations when the event of loss is probable and reasonably estimable. Management believes that the environmental costs will not have a material adverse effect on the financial position of the Company, but they may have a material adverse effect on the results of operations or cash flows in any given accounting period. See Notes 19 and 27 to the Consolidated Financial Statements.

Pension and Other Benefits

The funding policy for pension plans is to accumulate plan assets that, over the long run, will approximate the present value of projected benefit obligations. For the nine months ended December 31, 2004, three months ended March 31, 2004 and for the year ended December 31, 2003, pension contributions to the U.S. qualified defined benefit pension plan amounted to \$300 million, \$33 million and \$130 million, respectively. Contributions to the Canadian defined benefit plan amounted to \$4 million for the six months ended June 30, 2005. Contributions to the German pension plans for the nine months ended December 31, 2004 were \$105 million. No contributions have been made to the U.S. defined benefit pension plan or the German pension plans for the six months ended June 30, 2005. Also for the six months ended June 30, 2005, the nine months ended December 31, 2004, three months ended March 31, 2004 and for the year ended December 31, 2003, payments to other non-qualified plans totaled \$8 million, \$29 million, \$6 million and \$24 million, respectively.

Spending by the Company associated with other benefit plans, primarily retiree medical, defined contribution and long-term disability, amounted to \$36 million, \$53 million, \$9 million and \$65 million for the six months ended June 30, 2005, the nine months ended December 31, 2004, three months ended March 31, 2004 and for the year ended December 31, 2003, respectively. See Note 17 to the Consolidated Financial Statements.

Plumbing Actions and Sorbates Litigation

The Company is involved in a number of legal proceedings and claims incidental to the normal conduct of its business. In the six months ended June 30, 2005, there were net cash inflows of \$43 million and in the nine months ended December 31, 2004 there were cash inflows of zero in connection with the plumbing actions and sorbates litigation. For the three months ended March 31,

2004, and for the year ended December 31, 2003, there were net cash inflows of approximately zero and \$110 million in connection with the plumbing actions and sorbates litigation. As of June 30, 2005, there were reserves of \$201 million for these matters. In addition, the Company had receivables from insurance companies and Hoechst in connection with the plumbing and sorbates matters of \$135 million as of June 30, 2005.

Although it is impossible at this time to determine with certainty the ultimate outcome of these matters,

management believes that adequate provisions have been made and that the ultimate outcome will not have a material adverse effect on the financial position of the Company, but could have a material adverse effect on the results of operations or cash flows in any given accounting period. (See Note 27 to the Consolidated Financial Statements.)

Capital Expenditures

The Company's capital expenditures were \$86 million and \$210 million for the six months ended June 30, 2005 and calendar year 2004, respectively. Capital expenditures primarily related to a new acetic acid plant in Nanjing, China, a new Ticona research and administrative facility in Florence, Kentucky, the expansion of production facilities for polyacetyl in Bishop, Texas and GUR in Oberhausen, Germany, major replacements of equipment, capacity expansions, major investments to reduce future operating costs, environmental, health and safety initiatives and the integration of a company-wide SAP platform. Capital expenditures remained below depreciation levels as management continued to make selective capital investments to enhance the market positions of its products.

Capital expenditures were financed principally with cash from operations. Spending for 2005 is expected to be between \$215 million to \$225 million. At June 30, 2005, there were approximately \$33 million of outstanding commitments related to capital projects, which are included within the fixed contractual cash obligations table above.

Off-Balance Sheet Arrangements

We have not entered into any material off-balance sheet arrangements.

Recent Accounting Pronouncements

In May 2005, the FASB issued Statement of Financial Accounting Standards No. 154, *Accounting Changes and Error Corrections-A Replacement of APB Opinion No. 20 and FASB Statement No. 3* ("SFAS No. 154"). SFAS No. 154 requires retrospective application to prior periods financial statements for changes in accounting principle, unless it is impracticable to determine either the period-specific effects or the cumulative effect of the change. SFAS No. 154 also requires that retrospective application of a change in accounting principle be limited to the direct effects of the change. Indirect effects of a change in accounting principle, such as a change in non-discretionary profit-sharing payments resulting from an accounting change, should be recognized in the period of the accounting change. SFAS No. 154 also requires that a change in depreciation, amortization, or depletion method for long-lived non-financial assets be accounted for as a change in accounting estimate affected by a change in accounting principle. SFAS No. 154 is effective for accounting changes and corrections of errors made in fiscal years beginning after December 15, 2005. Early adoption is permitted for accounting changes and corrections of errors made in fiscal years beginning after the date this Statement is issued. The Company is required to adopt the provision of SFAS No. 154, as applicable, beginning in the fiscal year ended December 31, 2006.

In June 2005, the FASB's Emerging Issues Task Force reached a consensus on Issue No. 05-6, *Determining the Amortization Period for Leasehold Improvements* ("EITF Issue No. 05-6"). The guidance requires that leasehold improvements acquired in a business combination or purchased subsequent to the inception of a lease be amortized over the lesser of the useful life of the assets or a term that includes renewals that are reasonably assured at the date of the business combination or purchase. The guidance is effective prospectively for leasehold improvements acquired in periods beginning after June 29, 2005.

In March 2005, FASB issued Interpretation No. 47, *Accounting for Conditional Asset Retirement Obligations – an interpretation of FASB Statement No. 143* ("FIN No. 47"). FIN No. 47 provides

guidelines as to when a company is required to record a conditional asset retirement obligation. In general, an entity is required to recognize a liability for the fair value of a conditional asset retirement obligation if the fair value of the liability can be reasonably estimated. The fair value of a liability for the conditional asset retirement obligation should be recognized when incurred – generally upon acquisition, construction, or development and (or) through the normal operation of the asset. FIN No. 47 is effective no later than the end of fiscal years ending after December 15, 2005 (December 31, 2005, for calendar-year enterprises). The Company is still assessing the impact of FIN No. 47 on its future results of operations and financial position.

In December 2004, the FASB issued SFAS No. 153, *Exchanges of Nonmonetary Assets, an amendment of APB Opinion No. 29, Accounting for Nonmonetary Transactions*. The amendments made by SFAS No. 153 are based on the principle that exchanges of nonmonetary assets should be measured based on the fair value of the assets exchanged. Further, the amendments eliminate the narrow exception for nonmonetary exchanges of similar productive assets and replace it with a broader exception for exchanges of nonmonetary assets that do not have commercial substance. The statement is effective for nonmonetary asset exchanges occurring in fiscal periods beginning after June 15, 2005. Earlier application is permitted for nonmonetary asset exchanges occurring in fiscal periods beginning after the date of issuance. The provisions of this statement shall be applied prospectively. The Company is currently evaluating the potential impact of this statement.

In December 2004, the FASB revised SFAS No. 123, *Accounting for Stock Based Compensation* ("SFAS No. 123R"), which requires that the cost from all share-based payment transactions be recognized in the financial statements. In March 2005, the SEC issued Staff Accounting Bulletin No. 107 ("SAB 107") regarding the SEC's interpretation of SFAS 123R and the valuation of share-based payments for public companies. The SEC has deferred SFAS No. 123R until the first annual period beginning after June 15, 2005. Accordingly, the Company intends to comply with SFAS No. 123R beginning with the fiscal year commencing January 1, 2006. The Company is currently evaluating the potential impact of SFAS No. 123R, although it is anticipated that the adoption will have a negative impact on its results of operations.

In November 2004, the FASB issued SFAS No. 151, *Inventory Costs, amendment to ARB No. 43 Chapter 4* ("SFAS No. 151"), which clarifies the accounting for abnormal amounts of idle facility expense, freight, handling costs, and wasted material (spoilage). SFAS No. 151 is effective for fiscal years beginning after June 15, 2005. The Company is in the process of assessing the impact of SFAS No. 151 on its future results of operations and financial position.

In October 2004, the American Jobs Creation Act of 2004 (the "Act") was signed into law. Three of the more significant provisions of the Act relate to a one-time opportunity to repatriate foreign earnings at a reduced rate, manufacturing benefits for qualified production activity income and new requirements with respect to deferred compensation plans. The Company has not yet determined the impact, if any, of this Act on its future results of operations or cash flows. Additionally, under new Section 409A of the Internal Revenue Code, created in connection with the Act, the U.S. Treasury Department is directed to issue regulations providing guidance and provide a limited period during which deferred compensation plans may be amended to comply with the requirements of Section 409A. When the regulations are issued, the Company may be required to make modifications to certain compensation plans to comply with Section 409A.

Quantitative and Qualitative Disclosure about Market Risk

We are exposed to market risk through commercial and financial operations. Our market risk consists principally of exposure to currency exchange rates, interest rates and commodity prices. The Predecessor had in place policies of hedging against changes in currency exchange rates, interest rates and commodity prices as described below. Contracts to hedge exposures are accounted for under SFAS No. 133, *Accounting for Derivative Instruments and Hedging Activities* amended by SFAS No. 138, *Accounting for Certain Derivative Instruments and Certain Hedging Activities* and SFAS No. 148, *Amendment of Statement 133 on Derivative Instruments and Hedging Activities*. See Note 26 to the Consolidated Financial Statements.

Foreign Exchange Risk Management

We and the Predecessor have receivables and payables denominated in currencies other than the functional currencies of the various subsidiaries, which create foreign exchange risk. For the purposes of this prospectus, the Predecessor's reporting currency is the U.S. dollar, and the functional reporting currency of CAG continues to be the euro. The U.S. dollar, the euro, Mexican peso, Japanese yen, British pound sterling, and Canadian dollar are the most significant sources of currency risk. Accordingly, we enter into foreign currency forwards and swaps to minimize our exposure to foreign currency fluctuations. The foreign currency contracts are designated for recognized assets and liabilities and forecasted transactions. The terms of these contracts are generally under one year. Our centralized hedging strategy states that foreign currency denominated receivables or liabilities recorded by the operating entities will be internally hedged, only the remaining net foreign exchange position will then be hedged externally with banks. As a result, foreign currency forward contracts relating to this centralized strategy did not meet the criteria of SFAS No. 133 to qualify for hedge accounting. Net foreign currency transaction gains

or losses are recognized on the underlying transactions, which are offset by losses and gains related to foreign currency forward contracts.

On June 16, 2004, as part of our currency risk management, we entered into a currency swap with certain financial institutions. Under the terms of the swap arrangement, we will pay approximately €13 million in interest and receive approximately \$16 million in interest on each June 15 and December 15 (with interest for the first period prorated). Upon maturity of the swap agreement on June 16, 2008, we will pay approximately €276 million and receive approximately \$333 million. We designated the swap, the euro term loan and a euro note as a net investment hedge (for accounting purposes) in the fourth quarter of 2004. During the six months ended June 30, 2005, the effects of the swap resulted in a decrease in total liabilities of \$42 million. The loss related to the swap was \$21 million for the nine months ended December 31, 2004, of which \$14 million is related to the ineffectiveness of the net investment hedge. During the nine months ended December 31, 2004, the effects of the swap resulted in an increase in total liabilities of \$57 million.

Contracts with notional amounts totaling approximately \$317 million, \$288 million and \$765 million at June 30, 2005, December 31, 2004 and 2003, respectively, are predominantly in U.S. dollars, British pound sterling, Japanese yen, and Canadian dollars. Most of our foreign currency forward contracts did not meet the criteria of SFAS No. 133 to qualify for hedge accounting. We recognize net foreign currency transaction gains or losses, which were offset by losses and gains related to foreign currency forward contracts. For the six months ended June 30, 2005 our foreign currency forward contracts resulted in an increase in total assets of \$2 million and a decrease in total liabilities of \$6 million, respectively. For the year ended December 31, 2004, our foreign currency forward contracts resulted in a decrease in total assets and an increase in total liabilities of \$42 million and \$2 million, respectively. As of June 30, 2005 and December 31, 2004, these contracts, in addition to natural hedges, hedged approximately 100% of our net receivables held in currencies other than the entities' functional currency for our European operations. Related to the unhedged portion during the period, a net gain (loss) of approximately (\$1) million, (\$2) million and \$4 million from foreign exchange gains or losses was recorded to other income (expense), net for the six months ended June 30, 2005, for the nine months ended December 31, 2004 and the three months ended March 31, 2004, respectively. During 2003, the Predecessor's foreign currency forward contracts resulted in a decrease in total assets and of \$8 million and an increase in total liabilities of \$1 million. As of December 31, 2003, these contracts hedged a portion (approximately 85%) of the Predecessor's U.S. dollar denominated intercompany net receivables held by euro denominated entities. Related to the unhedged portion, a net loss of approximately \$14 million from foreign exchange gains or losses was recorded to other income (expense), net in 2003. During the year ended December 31, 2002, the Predecessor hedged all of its U.S. dollar denominated intercompany net receivables held by euro denominated entities. Therefore, there was no material net effect from foreign exchange gains or losses. Hedging activities primarily related to intercompany net receivables yielded cash flows from operating activities of approximately \$19 million, \$24 million, \$180 million and \$95 million for the six months ended June 30, 2005, for the nine months ended December 31, 2004, year ended December 31, 2003 and 2002, respectively.

A substantial portion of our assets, liabilities, revenues and expenses is denominated in currencies other than U.S. dollar, principally the euro. Fluctuations in the value of these currencies against the

U.S. dollar, particularly the value of the euro, can have, and in the past have had, a direct and material impact on the business and financial results. For example, a decline in the value of the euro versus the U.S. dollar, results in a decline in the U.S. dollar value of our sales denominated in euros and earnings due to translation effects. Likewise, an increase in the value of the euro versus the U.S. dollar would result in an opposite effect. We estimate that the translation effects of changes in the value of other currencies against the U.S. dollar increased net sales by approximately 2% and decreased total assets by approximately 5% for the six months ended June 30, 2005, increased net sales by approximately 3% and increased total assets by approximately 3% for the nine months ended December 31, 2004, 7% for the year ended December 31, 2003 and increased net sales by approximately 2% in 2002. The Predecessor estimated that the translation effects of changes in the value of other currencies against the U.S. dollar increased net sales by approximately 6% for the three months ended March 31, 2004 and by approximately 7% for the year ended December 31, 2003 and by approximately 2% in 2002. The Predecessor also estimated that the translation effects of changes in the value of other currencies against the U.S. dollar decreased total assets by approximately 1% for the three months ended March 31, 2004 and increased total assets by approximately 5% in 2003. Exposure to transactional effects is further reduced by a high degree of overlap between the currencies in which sales are denominated and the currencies in which the raw material and

other costs of goods sold are denominated.

As of June 30, 2005, we had total debt of \$3,393 million, of which \$613 million (€507 million) is euro denominated debt. A 1% increase in foreign exchange rates would increase the euro denominated debt by \$6 million. As of June 30, 2005, we had total cash of \$959 million, of which approximately \$725 million (€600 million) is euro denominated cash. A 1% decrease in foreign exchange rates would decrease the euro denominated cash by \$7 million. Subsequent to June 30, 2005, the euro denominated cash was reduced substantially by the purchase of CAG Shares from two shareholders, including other considerations, as well as the acquisition of Acetex and the redemption of its debt.

Interest Rate Risk Management

We may enter into interest rate swap agreements to reduce the exposure of interest rate risk inherent in our outstanding debt by locking in borrowing rates to achieve a desired level of fixed/floating rate debt exposure depending on market conditions. As of June 30, 2005, the Successor had an open interest rate swap with a notional amount of \$300 million and believes that the risk of counterparty default is not material. The fair value of the swap as of June 30, 2005 was a liability of \$12 million, including accrued interest of \$4 million. At December 31, 2004, the Successor had no interest rate swap agreements in place. The Predecessor had open interest rate swaps with a notional amount of \$200 million at December 31, 2003. In the second quarter of 2004, the Successor recorded a loss of less than \$1 million in other income (expense), net, associated with the early termination of its \$200 million interest rate swap. During 2003, the Predecessor recorded a loss of \$7 million in other income (expense), net, associated with the early termination of one of its interest rate swaps. The Successor recognized net interest expense from hedging activities relating to interest rate swaps of \$1 million for the nine months ended December 31, 2004. The Predecessor recognized net interest expense from hedging activities relating to interest rate swaps of \$2 million, \$11 million and \$12 million for the three months ended March 31, 2004 and the years ended December 31, 2003 and 2002. During 2003, the Predecessor's interest rate swaps, designated as cash flow hedges, resulted in a decrease in total assets and total liabilities and an increase in shareholders' equity of \$4 million, \$14 million and \$7 million, net of related income tax of \$4 million, respectively. The Predecessor recorded a net gain (loss) of less than (\$1) million, \$2 million and (\$3) million in other income (expense), net of the ineffective portion of the interest rate swaps, during the three months ended March 31, 2004 and the years ended December 31, 2003 and December 31, 2002, respectively.

As of June 30, 2005, we had approximately \$1.8 billion of variable rate debt, of which \$300 million is hedged with an interest rate swap, which leaves us approximately \$1.5 billion of variable rate debt subject to interest rate exposure. Accordingly, a 1% increase in interest rates would increase annual interest expense by approximately \$15 million.

Commodity Risk Management

Our and the Predecessor's policy for the majority of our natural gas and butane requirements allows entering into supply agreements and forward purchase or cash-settled swap contracts. Fixed price natural gas forward contracts are principally settled through actual delivery of the physical commodity. The maturities of the cash-settled swap contracts correlate to the actual purchases of the commodity and have the effect of securing predetermined prices for the underlying commodity. Although these contracts are structured to limit our exposure to increases in commodity prices, they can also limit the potential benefit we might have otherwise received from decreases in commodity prices. These cash-settled swap contracts are accounted for as cash flow hedges. Realized gains and losses on these contracts are included in the cost of the commodity upon settlement of the contract. The Successor recognized losses of less than \$1 million from natural gas swaps and butane contracts for the nine months ended December 31, 2004. The Predecessor recognized losses of \$1 million, \$3 million and less than \$1 million from natural gas swaps and butane contracts for the three months ended March 31, 2004 and the years ended December 31, 2003 and 2002, respectively. There was no material impact on the balance sheet at December 31, 2004 and December 31, 2003. We did not have any open commodity swaps as of June 30, 2005 or December 31, 2004. We had open swaps with a notional amount of \$5 million as of December 31, 2003.

Critical Accounting Policies and Estimates

Our Consolidated Financial Statements and the Unaudited Interim Consolidated Financial Statements are based on the selection and application of significant accounting policies. The preparation of these financial statements and application of these policies requires management to make estimates and assumptions that affect

the reported amounts of assets and liabilities and the disclosure of contingent assets and liabilities at the date of the financial statements as well as the reported amounts of revenues and expenses during the reporting period. Actual results could differ from those estimates. However, we are not currently aware of any reasonably likely events or circumstances that would result in materially different results.

We believe the following accounting policies and estimates are critical to understanding the financial reporting risks present in the current economic environment. These matters, and the judgments and uncertainties affecting them, are also essential to understanding our reported and future operating results. See Note 4 to the Consolidated Financial Statements for a more comprehensive discussion of the significant accounting policies.

Recoverability of Long-Lived Assets

Our business is capital intensive and has required, and will continue to require, significant investments in property, plant and equipment. At June 30, 2005, December 31, 2004 and 2003, the carrying amount of property, plant and equipment was \$1,756 million, \$1,702 million and \$1,710 million, respectively. As discussed in Note 4 to the Consolidated Financial Statements, we and the Predecessor assess the recoverability of property, plant and equipment to be held and used by a comparison of the carrying amount of an asset or group of assets to the future net undiscounted cash flows expected to be generated by the asset or group of assets. If such assets are considered impaired, the impairment recognized is measured as the amount by which the carrying amount of the assets exceeds the fair value of the assets.

In December 2004, we approved a plan to dispose of the COC business included within the Ticona segment. This decision resulted in \$32 million of asset impairment charges recorded as a special charge related to the COC business. During the six months ended June 30, 2005, we recorded additional asset impairments charges of \$24 million.

As a result of the planned consolidation of tow production and the exit of acetate filament business, which ceased production in April 2005, the Acetate Products segment recorded impairment charges of \$50 million associated with plant and equipment in the nine months ended December 31, 2004.

We assess the recoverability of the carrying value of our goodwill and other intangible assets with indefinite useful lives at least annually or whenever events or changes in circumstances indicate that the carrying amount of the asset may not be fully recoverable. Recoverability of goodwill is measured

at the reporting unit level based on a two-step approach. First, the carrying amount of the reporting unit is compared to the fair value as estimated by the future net discounted cash flows expected to be generated by the reporting unit. To the extent that the carrying value of the reporting unit exceeds the fair value of the reporting unit, a second step is performed, wherein the reporting unit's assets and liabilities are fair valued. The implied fair value of goodwill is calculated as the fair value of the reporting unit in excess of the fair value of all non-goodwill assets and liabilities allocated to the reporting unit. To the extent that the reporting unit's carrying value of goodwill exceeds its implied fair value, impairment exists and must be recognized. As of June 30, 2005 and December 31, 2004, the Company had \$1,202 million and \$1,147 million of goodwill and other intangible assets, net.

During 2003, the Predecessor performed the annual impairment test of goodwill and determined that there was no impairment. As a result of the tender offer price of €32.50 per share announced on December 16, 2003, which would place an implicit value on CAG at an amount below book value of the net assets, the Predecessor initiated an impairment analysis in accordance with SFAS No. 142. The impairment analysis was prepared on a reporting unit level and utilized the most recent cash flow, discount rate and growth rate assumptions. Based on the resulting analysis, the Predecessor's management concluded that goodwill was not impaired as of December 31, 2003.

As of June 30, 2005, no significant changes in the underlying business assumptions or circumstances that drive the impairment analysis led management or us to believe goodwill might have been impaired. We will continue to evaluate the need for impairment if changes in circumstances or available information indicate that impairment may have occurred. In the future, we expect to perform the required impairment tests at least annually in the third quarter, unless circumstances dictate more frequent testing.

A prolonged general economic downturn and, specifically, a continued downturn in the chemical industry as well as other market factors could intensify competitive pricing pressure, create an imbalance of industry supply

and demand, or otherwise diminish volumes or profits. Such events, combined with changes in interest rates, could adversely affect our estimates of future net cash flows to be generated by our long-lived assets. Consequently, it is possible that our future operating results could be materially and adversely affected by additional impairment charges related to the recoverability of our long-lived assets.

Restructuring and Special Charges

Special charges include provisions for restructuring and other expenses and income incurred outside the normal ongoing course of operations. Restructuring provisions represent costs related to severance and other benefit programs related to major activities undertaken to fundamentally redesign our operations as well as costs incurred in connection with a decision to exit non-strategic businesses. These measures are based on formal management decisions, establishment of agreements with the employees' representatives or individual agreements with the affected employees as well as the public announcement of the restructuring plan. The related reserves reflect certain estimates, including those pertaining to separation costs, settlements of contractual obligations and other closure costs. We reassess the reserve requirements to complete each individual plan under our restructuring program at the end of each reporting period. Actual experience has been and may continue to be different from these estimates. See Note 21 to the Consolidated Financial Statements.

Environmental Liabilities

We manufacture and sell a diverse line of chemical products throughout the world. Accordingly, the businesses' operations are subject to various hazards incidental to the production of industrial chemicals including the use, handling, processing, storage and transportation of hazardous materials. We recognize losses and accrue liabilities relating to environmental matters if available information indicates that it is probable that a liability has been incurred and the amount of loss is reasonably estimated. If the event of loss is neither probable nor reasonably estimable, but is reasonably possible, the Company provides appropriate disclosure in the notes to its Consolidated Financial Statements if the contingency is material.

Total reserves for environmental liabilities were \$129 million, \$143 million and \$159 million at June 30, 2005, December 31, 2004 and 2003, respectively. Measurement of environmental reserves is based on the evaluation of currently available information with respect to each individual site and

considers factors such as existing technology, presently enacted laws and regulations and prior experience in remediation of contaminated sites. An environmental reserve related to cleanup of a contaminated site might include, for example, provision for one or more of the following types of costs: site investigation and testing costs, cleanup costs, costs related to soil and water contamination resulting from tank ruptures and post-remediation monitoring costs. These reserves do not take into account any claims or recoveries from insurance. There are no pending insurance claims for any environmental liability that are expected to be material. The measurement of environmental liabilities is based on a range of management's periodic estimate of what it will cost to perform each of the elements of the remediation effort. We use our best estimate within the range to establish our environmental reserves. We utilize third parties to assist in the management and the development of our cost estimates for our sites. Changes to environmental regulations or other factors affecting environmental liabilities are reflected in the consolidated financial statements in the period in which they occur. We accrue for legal fees related to litigation matters when the costs associated with defense can be reasonably estimated and are probable to occur. All other fees are expensed as incurred. See Note 19 to the Consolidated Financial Statements.

Asset Retirement Obligations

Total reserves for asset retirement obligations were \$69 million, \$52 million and \$47 million at June 30, 2005, December 31, 2004 and 2003, respectively. SFAS No. 143 requires that the fair value of a liability for an asset retirement obligation be recognized in the period in which it is incurred. The liability is measured at the discounted fair value and is adjusted to its present value in subsequent periods as accretion expense is recorded. The corresponding asset retirement costs are capitalized as part of the carrying amount of the related long-lived asset and depreciated over the asset's useful life. Management has identified but not recognized asset retirement obligations related to substantially all its existing operating facilities. Examples of these types of obligations include demolition, decommissioning, disposal and restoration activities. Legal obligations exist in connection with the retirement of these assets upon closure of the facilities or abandonment of the existing operations. However, operations at these facilities are expected to continue indefinitely and therefore a reasonable estimate of fair value cannot be determined at this time. In the future, we will assess strategies of the businesses acquired and

may support decisions that differ from past decisions of management regarding the continuing operations of existing facilities. Asset retirement obligations will be recorded if these strategies are changed and probabilities of closure are assigned to existing facilities. If certain operating facilities were to close, the related asset retirement obligations could significantly affect our results of operations and cash flows.

In accordance with SFAS No. 143, the Acetate Products segment recorded a charge of \$8 million, included within 2003 depreciation expense, related to potential asset retirement obligations, as a result of a worldwide assessment of our acetate production capacity. The assessment concluded that there was a probability that certain facilities would be closed in the latter half of the decade. In October 2004 we announced plans to consolidate flake and tow production by early 2007 and to exit the acetate filament business, which ceased production in April 2005. The restructuring will result in the discontinuance of acetate production at two sites. As such, we recorded a charge of \$12 million included within depreciation expense, of which \$8 million was recorded by the Acetate Products segment and \$4 million by the Chemical Products segment, for the nine months ended December 31, 2004.

Realization of Deferred Tax Assets

Total net deferred tax assets (liabilities) were (\$130) million, (\$151) million and \$555 million at June 30, 2005, December 31, 2004 and 2003, respectively. Management regularly reviews its deferred tax assets for recoverability and establishes a valuation allowance based on historical taxable income, projected future taxable income, applicable tax strategies, and the expected timing of the reversals of existing temporary differences. A valuation allowance is provided when it is more likely than not that some portion or all of the deferred tax assets will not be realized. Such evaluations require significant management judgments. Valuation allowances have been established primarily for U.S. federal and state net operating losses carryforwards, certain German income tax loss carryforwards, Mexican net operating loss carryforwards and Canadian deferred tax assets. See Note 22 to the Consolidated Financial Statements.

On April 6, 2004, the closing date of the acquisition of CAG, the Predecessor had approximately \$576 million in net deferred tax assets, of which \$531 million were in the U.S., including \$172 million arising from U.S. net operating loss (NOL) carryforwards. Under U.S. tax law, the utilization of deferred tax assets related to NOL carryforwards is subject to an annual limitation if there is a more than 50 percentage point change in shareholder ownership. The acquisition of CAG triggered this limitation. As a result of this limitation and the Restructuring, \$153 million of the \$172 million NOL was written off and a valuation allowance was established against the remaining \$19 million. In addition, as a result of the Recent Restructuring, including the transfer of CAC to BCP Crystal, we determined that it was no longer more likely than not that we would realize our other net U.S. deferred tax assets. Accordingly, we recorded a full valuation allowance on our \$351 million of other net pre-acquisition U.S. deferred tax assets (reduced by deferred tax liabilities) with a corresponding increase in goodwill. In addition, the valuation allowance on U.S. deferred assets was increased by \$33 million through a charge to tax expense during the nine months ended December 31, 2004 related to activity subsequent to the closing date of the acquisition of CAG.

As a result of the conclusion of an income tax examination for the tax audit period ending December 31, 2000 and the receipt of the final tax and interest assessment, management reversed accrued income tax reserves attributable to that period. This resulted in a decrease in income taxes payable and a decrease in goodwill of \$113 million as it was a purchase accounting adjustment recorded as of December 31, 2004.

Benefit Obligations

Pension and other postretirement benefit plans covering substantially all employees who meet eligibility requirements are sponsored by CAC. With respect to its U.S. qualified defined benefit pension plan, minimum funding requirements are determined by the Employee Retirement Income Security Act. For the periods presented, the Predecessor or the Company had not been required to contribute under these minimum funding requirements. However, the Predecessor chose to contribute to the U.S. defined benefit pension plan \$33 million, \$130 million and \$100 million, for the three months ended March 31, 2004 and for the years ended December 31, 2003 and 2002, respectively. The Successor chose to contribute to the U.S. defined benefit pension plan \$300 million for the nine months ended December 31, 2004. Contributions to the Canadian defined benefit plan amounted to \$4 million for the six months ended June 30, 2005. Contributions to the German pension plans for the nine months ended December 31, 2004 were \$105 million. No contributions have been made to the U.S. defined benefit pension plan or the German pension plans for the six months ended June 30, 2005. Benefits are

generally based on years of service and/or compensation. Various assumptions are used in the calculation of the actuarial valuation of the employee benefit plans. These assumptions include the weighted average discount rate, rates of increase in compensation levels, expected long-term rates of return on plan assets and increases or trends in health care costs. In addition to the above mentioned assumptions, actuarial consultants use subjective factors such as withdrawal and mortality rates to estimate the projected benefit obligation. The actuarial assumptions used may differ materially from actual results due to changing market and economic conditions, higher or lower withdrawal rates or longer or shorter life spans of participants. These differences may result in a significant impact to the amount of pension expense recorded in future periods.

The amounts recognized in the Consolidated Financial Statements related to pension and other postretirement benefits are determined on an actuarial basis. A significant assumption used in determining our pension expense is the expected long-term rate of return on plan assets. At December 31, 2004 we assumed an expected long-term rate of return on plan assets of 8.5% for the U.S. qualified defined benefit pension plan, which represents greater than 85 percent and 80 percent of the pension plan assets and liabilities, respectively. On average, the actual return on plan assets over the long-term (15 to 20 years) has exceeded 9.0%. However, for the nine months ended December 31, 2004, the U.S. qualified defined benefit pension plan assets actual return was less than the expected long-term rate of return of plan assets. The Company had lowered the expected long-term rate of return on U.S. qualified defined benefit pension plan assets from 9.0% to 8.5% as it expects lower future returns considering the lower inflationary environment.

For the nine months ended December 31, 2004, our expected long-term rate of return assumption for our U.S. plans was 8.5%, reflecting the generally expected moderation of long-term rates in the financial markets. We estimate a 25 basis point decline in the expected long-term rate of return for the

U.S. qualified defined benefit pension plan to increase pension expense by an estimated \$5 million in 2004. Another estimate that affects our pension and other postretirement benefit expense is the discount rate used in the annual actuarial valuations of pension and other postretirement benefit plan obligations. At the end of each year, we determine the appropriate discount rate, which represents the interest rate that should be used to determine the present value of future cash flows currently expected to be required to settle the pension and other postretirement benefit obligations. The discount rate is generally based on the yield on high-quality corporate fixed-income securities. At December 31, 2004, we lowered the discount rate to 5.88% from 6.25% at December 31, 2003 for the U.S. plans. We estimate that a 50 basis point decline in the discount rate for the U.S. pension and postretirement medical plans will increase pension and other postretirement benefit annual expenses by an estimated \$5 million and less than \$1 million, respectively, and our benefit obligations by approximately \$130 million and approximately \$13 million, respectively.

Over the past several years, CAG had experienced significant increases (in excess of \$400 million) in unrecognized net actuarial pension losses. The losses were mainly due to asset losses resulting from asset returns that were less than the assumed rate of return and increases in the projected benefit obligation.

Other postretirement benefit plans provide medical and life insurance benefits to retirees who meet minimum age and service requirements. The postretirement benefit cost for the six months ended June 30, 2005, the nine months ended December 31, 2004, three months ended March 31, 2004 and the year ended December 31, 2003, includes \$12 million, \$21 million, \$8 million, and \$35 million, respectively, and the accrued post-retirement liability was \$412 million, \$406 million and \$320 million as of June 30, 2005 and December 31, 2004 and 2003, respectively, in other noncurrent liabilities. The key determinants of the accumulated postretirement benefit obligation ("APBO") are the discount rate and the healthcare cost trend rate. The healthcare cost trend rate has a significant effect on the reported amounts of APBO and related expense. For example, increasing the healthcare cost trend rate by one percentage point in each year would increase the APBO at December 31, 2004, and the 2004 postretirement benefit cost by approximately \$2 million and less than \$1 million, and decreasing the healthcare cost trend rate by one percentage point in each year would decrease the APBO at December 31, 2004 and the 2004 postretirement benefit cost by approximately \$2 million and less than \$1 million, respectively. See Note 17 to the Consolidated Financial Statements.

Accounting for Commitments and Contingencies

The Company is subject to a number of lawsuits, claims, and investigations, incidental to the normal conduct of its business, relating to and including product liability, premises liability, patent and intellectual property, commercial, contract, antitrust, and employment matters, which are handled and defended in the

ordinary course of business. See Note 27 to the Consolidated Financial Statements and Note 12 in the Unaudited Interim Consolidated Financial Statements. Management routinely assesses the likelihood of any adverse judgments or outcomes to these matters as well as ranges of probable and reasonably estimable losses. Reasonable estimates involve judgments made by management after considering a broad range of information including: notifications, demands, settlements which have been received from a regulatory authority or private party, estimates performed by independent consultants and outside counsel, available facts, identification of other potentially responsible parties and their ability to contribute, as well as prior experience. A determination of the amount of loss contingency required, if any, is assessed in accordance with SFAS No. 5 "Contingencies and Commitments" and recorded if probable and estimable after careful analysis of each individual matter. The required reserves may change in the future due to new developments in each matter and as additional information becomes available.

CNA Holdings, Inc. ("CNA Holdings"), a U.S. subsidiary of ours and the Predecessor, which includes the U.S. business now conducted by Ticona, along with Shell Chemical Company ("Shell") and E. I. du Pont de Nemours ("DuPont"), among others, have been the defendants in a series of lawsuits, alleging that plastics manufactured by these companies that were utilized in the production of plumbing systems for residential property were defective or caused such plumbing systems to fail. CNA Holdings has accrued its best estimate of its share of the plumbing actions. At June 30, 2005, December 31, 2004 and 2003, accruals were \$71 million, \$73 million and \$76 million, respectively, for this matter. Management believes that the plumbing actions are adequately provided for in the consolidated financial statements. However, if we were to incur an additional charge for this matter,

130

such a charge would not be expected to have a material adverse effect on the financial position, but may have a material adverse effect on our results of operations or cash flows in any given accounting period. The Predecessor's receivables relating to the anticipated recoveries from third party insurance carriers for this product liability matter are based on the probability of collection on the settlement agreements reached with a majority of the insurance carriers whose coverage level exceeds the receivables and based on the status of current discussions with other insurance carriers. As of June 30, 2005, December 31, 2004 and 2003, insurance claims receivables were \$31 million, \$75 million and \$63 million, respectively. Collectibility could vary depending on the financial status of the insurance carriers.

Nutrinova Inc., a U.S. subsidiary of Nutrinova Nutrition Specialties & Food Ingredients GmbH, a wholly-owned subsidiary of ours and the Predecessor, is party to various legal proceedings in the United States, Canada and Europe alleging Nutrinova Inc. engaged in unlawful, anticompetitive behavior which affected the sorbates markets while it was a wholly-owned subsidiary of Hoechst. In accordance with the demerger agreement between Hoechst and CAG, which became effective October 1999, CAG, the successor to Hoechst's sorbates business, was assigned the obligation related to these matters. However, Hoechst agreed to indemnify CAG for 80 percent of payments for such obligations. Expenses related to this matter are recorded gross of any such recoveries from Hoechst while the recoveries from Hoechst, which represents 80 percent of such expenses, are recorded directly to shareholders' equity, net of tax, as a contribution of capital.

Based on a review of the existing facts and circumstances relating to the sorbates matter, including the status of governmental investigations, as well as civil claims filed and settled, we and the Predecessor had remaining accruals of \$130 million, \$145 million and \$137 million at June 30, 2005, December 31, 2004 and 2003, respectively, for the estimated loss relative to this matter. Although the outcome of this matter cannot be predicted with certainty, management's best estimate of the range of possible additional future losses and fines, including any that may result from governmental proceedings, as of June 30, 2005 and December 31, 2004 is between \$0 and \$9 million. The estimated range of such possible future losses is management's best estimate taking into consideration potential fines and claims, both civil and criminal, that may be imposed or made in other jurisdictions. At June 30, 2005, December 31, 2004 and 2003, we and the Predecessor had receivables, recorded within current assets, relating to the sorbates indemnification from Hoechst of \$104 million, \$116 million and \$110 million, respectively.

CAG, the Purchaser, as well as a former member of CAG's board of management, are defendants in various lawsuits in Germany instituted by minority shareholders relating to the Purchaser's acquisition of the CAG shares. While many of these lawsuits request to set aside shareholders' resolutions in connection with the Domination Agreement, several minority shareholders had initiated special award proceedings (*Spruchverfahren*) to increase the amounts of the fair cash compensation (*Abfindung*) and of the guaranteed

fixed annual payment (*Ausgleich*) offered under the Domination Agreement. As a result of these proceedings, the amount of the fair cash consideration and the guaranteed fixed annual payment offered under the Domination Agreement could be increased by the court so that all minority shareholders, including those who have already tendered their shares into the mandatory offer and have received the fair cash compensation, could claim the respective higher amounts. Although the court dismissed all of these proceedings in March 2005 on the grounds of inadmissibility, the dismissal has been appealed.

Based upon the information available as of the date of this prospectus, the outcome of the foregoing proceedings cannot be predicted with certainty. A determination of the amount of loss contingency required, if any, is assessed in accordance with SFAS No. 5 "Contingencies and Commitments" and recorded if probable and estimable after careful analysis of each individual matter. The required reserves may change in the future due to new developments in each matter and as additional information becomes available.

Business combinations

Upon closing an acquisition, the Company estimates the fair values of assets and liabilities acquired and consolidates the acquisition as soon as practicable. Given the time it takes to obtain pertinent information to finalize the acquired company's balance sheet (frequently with implications

for the purchase price of the acquisition), then to adjust the acquired company's accounting policies, procedures, books and records to our standards, it is often several quarters before the Company is able to finalize those initial fair value estimates. Accordingly, it is not uncommon for the initial estimates to be subsequently revised. The judgments made in determining the estimated fair value assigned to each class of assets acquired and liabilities assumed, as well as asset lives, can materially impact net earnings (loss).

In valuing the acquisition of CAG, the Company utilized various valuation methods with the assistance from valuation specialists. The significant assets and liabilities valued include property, plant and equipment, intangible assets and cost and equity method investments.

Captive Insurance Companies

The Company consolidates two wholly owned insurance companies (the "Captives"). The Captives are a key component of the Company's global risk management program as well as a form of self-insurance for property, liability and workers' compensation risks. The Captives issue insurance policies to the Company's subsidiaries to provide consistent coverage amid fluctuating costs in the insurance market and to lower long-term insurance costs by avoiding or reducing commercial carrier overhead and regulatory fees. The Captives issue insurance policies and coordinate claims handling services with third party service providers. They retain risk at levels approved by management and obtain reinsurance coverage from third parties to limit the net risk retained. One of the Captives also insures certain third party risks.

The assets of the Captives consist primarily of marketable securities and reinsurance receivables. Marketable securities values are based on quoted market prices or dealer quotes. The carrying value of the amounts recoverable under the reinsurance agreements approximate fair value due to the short-term nature of these items.

The liabilities recorded by the Captives relate to the estimated risk of loss recorded by the Captives, which is based on management estimates and actuarial valuations, and unearned premiums, which represent the portion of the premiums written applicable to the terms of the policies in force. The establishment of the provision for outstanding losses is based upon known facts and interpretation of circumstances influenced by a variety of factors. In establishing a provision, management considers facts currently known and the current state of laws and litigation where applicable. Liabilities are recognized for known claims when sufficient information has been developed to indicate involvement of a specific policy and management can reasonably estimate their liability. In addition, liabilities have been established to cover additional exposure on both known and unasserted claims. Estimates of the liabilities are reviewed and updated regularly. It is possible that actual results could differ significantly from the recorded liabilities.

The Captives use reinsurance arrangements to reduce their risk of loss. Reinsurance arrangements however do not relieve the Captives from their obligations to policyholders. Failure of the reinsurers to honor their obligations could result in losses to the Captives. The Captives evaluate the financial condition of their reinsurers and monitor concentrations of credit risk to minimize their exposure to significant losses from reinsurer insolvencies and establish allowances for amounts deemed non-collectable.

Premiums written are recognized based on the terms of the policies. Capitalization of the Captives is determined by regulatory guidelines. As of June 30, 2005, December 31, 2004 and 2003, the net retained concurrent aggregate risk of all policies written by the Captives, net of established reserves, amounted to approximately \$393 million, \$498 million and \$484 million, respectively.

INDUSTRY OVERVIEW

We are a leading player in the basic chemicals and specialty chemicals markets. We compete in four primary markets: Chemical Products, Acetate Products, Technical Polymers Ticona and Performance Products.

Chemical Products

We participate in the basic chemicals market through an integrated chain of acetyl products. We are a major producer of acetic acid and the leading producer of vinyl acetate monomer, and have a significant presence in acetyl derivatives. We also produce higher value-added acetyl based products, such as polyvinyl alcohol and emulsions. The Chemical Products segment consists of six business lines: Acetyls, Acetyl Derivatives and Polyols, Polyvinyl Alcohol, Emulsions, Specialties and other chemical activities.

Acetyls

Acetic acid is a global, mature product that is primarily used for the production of vinyl acetate monomer (VAM) as well as purified terephthalic acid solvent and acetic anhydride. The 2004 global demand was approximately 7.7 million metric tons served by a few, large producers, according to Tecnon and our estimates. Future demand for acetic acid largely depends on manufacturing growth in VAM and purified terephthalic acid, a precursor material for manufacturing polyester, and is expected to grow approximately 3-4% per annum on a global basis. Asia is projected to become an increasingly important player in acetic acid production and currently represents approximately one third of total production capacity. We use about three fourths of the acetic acid we make to produce other products, such as VAM, and sell the remainder. We have begun preparations to build a 600,000 metric ton per year acetic acid plant in Nanjing, China, with production anticipated to begin in late 2006 or early 2007. We are a leading global producer of acetic acid according to the Tecnon Orbichem Survey.

Global demand for VAM in 2004 was estimated to be 4.6 million metric tons and is expected to grow 3-4% per annum, according to Tecnon and our estimates. VAM is used in a variety of adhesives, paints, films, coatings and textiles. We are the world's leading producer of VAM according to the Tecnon Orbichem Survey. The Company uses about one third of the VAM it produces internally.

Acetic acid and vinyl acetate monomer, like other commodity products, are characterized by cyclicity in pricing. The principal raw materials in these products are natural gas and ethylene, which are purchased from numerous sources; carbon monoxide, which we purchase under long-term contracts; methanol, which we both manufacture and purchase under short-term contracts; and butane, which we purchase from several suppliers. All these raw materials, except carbon monoxide, are themselves commodities and are available from a wide variety of sources. In July 2005, we commenced purchasing most of our North American methanol requirements from Southern Chemical Corporation under a multi-year agreement. The agreement is expected to result in annual savings of approximately \$45-\$50 million, at natural gas prices in the \$5.50 to \$6 per mm/btu range. We will continue to purchase the majority of our ethylene requirements, primarily for the U.S. and Europe, at producer economics under a multi-year agreement.

Our acetic acid and vinyl acetate monomer businesses are global and have several large customers. Generally, we supply these global customers under multi-year contracts. The customers of acetic acid and vinyl acetate monomer produce polymers used in water-based paints, adhesives, paper coatings, film modifiers and textiles.

Other products include acetic anhydride, a raw material used in the production of cellulose acetate, detergents and pharmaceuticals and acetaldehyde, a major feedstock for the production of polyols. Acetaldehyde is also used in other organic compounds such as pyridines, which are used in agricultural products.

Acetyl Derivatives and Polyols

The acetyl derivatives and polyols business line produces a variety of solvents, polyols, formaldehyde and other chemicals, which in turn are used in the manufacture of paints, coatings, adhesives, and other products. Many acetyl derivatives products are derived from our production of acetic acid and oxo alcohols.

Acetyl derivatives and polyols are commodity products characterized by cyclical pricing. The principal raw materials used in the acetyl derivatives business line are acetic acid, various alcohols, methanol, acetaldehyde, propylene, ethylene and synthesis gas.

The customers of acetyl derivatives are primarily engaged in the production of paints, coatings and adhesives. The sale of formaldehyde is based on both long and short term agreements. Polyols are sold globally to a wide variety of customers, primarily in the coatings and resins and the specialty products industries. Oxo products are sold into a wide variety of end uses, including plasticizers, acrylates and solvents/ethers. The oxo market is characterized by oversupply and numerous competitors.

Polyvinyl Alcohol

Polyvinyl alcohol ("PVOH") is a performance chemical engineered to satisfy particular customer requirements. Global demand for polyvinyl alcohol is estimated to be 840,000 metric tons, according to Tecnon and our estimates. According to Stanford Research International's December 2003 report on PVOH, we are the largest North American producer of polyvinyl alcohol and the third largest producer in the world.

PVOH is used in adhesives, building products, paper coatings, films and textiles. The primary raw material to produce polyvinyl alcohol is vinyl acetate monomer, and acetic acid is produced as a by-product. Prices vary depending on industry segment and end use application. Products are sold on a global basis, and competition is from all regions of the world. Therefore, regional economies and supply and demand balances affect the level of competition in other regions. Polyvinyl alcohol is sold to a diverse group of regional and multinational customers. The customers of our polyvinyl alcohol business line are primarily engaged in the production of adhesives, paper, films, building products, and textiles.

Emulsions

Emulsions are a key component of water-based quality surface coatings, adhesives, non-woven textiles and other applications. According to Kline & Co., a chemicals industry consultant, based on sales, we held a number two position in emulsions (excluding styrene butadiene resins) in Europe and a number one position in European VAM-based emulsions in 2001. Emulsions are made from vinyl acetate monomer, acrylate esters and styrene. Emulsions and emulsion powders are sold to a diverse group of regional and multinational customers. Customers for emulsions are manufacturers of water-based quality surface coatings, adhesives, and non-woven textiles. Customers for emulsion powders are primarily manufacturers of building products.

Specialties

Our specialties business line produces (i) carboxylic acids used in detergents, synthetic lubricants and plasticizers, (ii) amines used in agrochemicals, herbicides, and in the treatment of rubber and water and (iii) oxo derivatives and special solvents which are used as raw materials for the fragrance and food ingredients industry.

The prices for these products are generally relatively stable due to long-term contracts with customers in industries that are not generally subject to the cyclical trends of commodity chemicals. The primary raw materials for these products are olefins and ammonia, which are purchased from world market suppliers based on international prices. The specialties business line primarily serves global markets in the synthetic lubricant, agrochemical, rubber processing and other specialty chemical

areas. Much of the specialties business line involves "one customer, one product" relationships, where the business develops customized products with the customer, but the specialties business line also sells several chemicals which are priced more like commodity chemicals.

Competition

Our principal competitors in the Chemical Products segment include Air Products and Chemicals, Inc., Atofina S.A., BASF, Borden Chemical, Inc., BP p.l.c., Chang Chun Petrochemical Co., Ltd., Daicel, Dow,

Eastman Chemical Corporation ("Eastman"), E. I. DuPont de Nemours and Company ("DuPont"), Methanex Corporation ("Methanex"), Nippon Goshei, Perstorp Inc., Rohm & Haas Company, Showa Denko K.K., and Kuraray Co. Ltd.

Acetate Products

Global demand for cellulose acetate fiber was estimated to be approximately 700,000 tons, with approximately 85% comprising cigarette filter tow and the remaining 15% textile filament, according to our 2003 estimates. While filter tow demand is expected to grow 1% per annum, acetate filament is expected to decline by 4 to 6% per annum. According to the 2002 Stanford Research Institute *International Chemical Economics Handbook*, we are the world's leading producer of acetate fibers, including production through its ventures in Asia. In October 2004, we announced our plans to exit the acetate filament business, which ceased production in April 2005, and to consolidate our flake and tow production at three sites instead of five.

We produce acetate flake by processing wood pulp with acetic anhydride. We purchase wood pulp that is made from reforested trees from major suppliers and produces acetic anhydride internally. The acetate flake is then further processed into acetate fiber in the form of a tow band.

The acetate products business line produces acetate tow, which is used primarily in cigarette filters. The acetate tow market continues to be characterized by stability and slow growth.

Sales in the acetate filter products industry are principally to the major tobacco companies that account for a majority of worldwide cigarette production.

Competition

Principal competitors in the Acetate Products segment include Acetate Products Ltd. (Acordis), Daicel, Eastman and Rhodia S.A. ("Rhodia").

Technical Polymers Ticona

Ticona develops, produces and supplies a broad portfolio of high performance technical polymers including polyacetals and ultra-high-molecular-weight polyethylene. Polyacetals are estimated to have a 3-4% annual estimated growth in the U.S. and Western Europe, according to SRI Consulting. Ticona's technical polymers have chemical and physical properties enabling them, among other things, to withstand high temperatures, resist chemical reactions with solvents and resist fracturing or stretching. These products are used in a wide range of performance-demanding applications in the automotive and electronics sectors and in other consumer and industrial goods, often replacing metal or glass.

Ticona's customer base consists primarily of a large number of plastic molders and component suppliers, which are often the primary suppliers to original equipment manufacturers, or OEMs. Ticona works with these molders and component suppliers as well as directly with the OEMs to develop and improve specialized applications and systems.

Prices for most of these products, particularly specialized product grades for targeted applications, generally reflect the value added in complex polymer chemistry, precision formulation and compounding, and the extensive application development services provided. The specialized product lines are not particularly susceptible to cyclical swings in pricing. Polyacetals pricing, mainly in standard grades, is, however, somewhat more price competitive, with many minimum-service providers competing for volume sales.

Polyacetals are used for mechanical parts, including door lock systems, seat belt mechanisms, in automotive applications and in electrical, consumer and medical applications such as drug delivery systems and gears for appliances.

The primary raw material for polyacetals is formaldehyde, which is manufactured from methanol. Ticona currently purchases formaldehyde in the United States from our Chemical Products segment and, in Europe, manufactures formaldehyde from purchased methanol.

Ultra high molecular weight polyethylene, or PE-UHMW, is a type of high density polyethylene (HDPE) specialty material that is very tough and abrasion and impact resistant. It is therefore used in different end-markets from traditional HDPE. It can be found in sheet form, molded into stock shapes, or spun into high-

strength fibers. Its most common end uses are compression-molded sheets, porous parts, ram-extruded sheets, profiles, filters and rods. GUR, a form of PE-UHMW, is an engineered material used in heavy-duty automotive and industrial applications such as car battery separator panels and industrial conveyor belts, as well as in specialty medical and consumer applications, such as porous tips for marker pens, sports equipment and prostheses. The basic raw material for PE-UHMW is ethylene.

Polyesters are used in a wide variety of automotive, electrical and consumer applications, including ignition system parts, radiator grilles, electrical switches, appliance housings, boat fittings and perfume bottle caps. Raw materials for polyesters vary.

Liquid crystal polymers, or LCPs, are used in electrical and electronics applications and for precision parts with thin walls and complex shapes. Fortron, a polyphenylene sulphide, or PPS, product, is used in a wide variety of automotive and other applications, especially those requiring heat and /or chemical resistance, including fuel system parts, radiator pipes and halogen lamp housings, and often replaces metal in these demanding applications. Celstran and Compel are long fiber reinforced thermoplastics, which impart extra strength and stiffness, making them more suitable for larger parts than conventional thermoplastics.

A number of Ticona's polyacetals customers, particularly in the appliance, electrical components, toys and certain sections of the electronics/telecommunications fields, have moved tooling and molding operations to Asia, particularly southern China. To meet the expected increased demand in this region, Ticona, along with Polyplastics, Mitsubishi Gas Chemical Company Inc., and Korea Engineering Plastics agreed on a venture to construct and operate a world-scale 60,000 metric ton polyacetals products facility in China.

Ticona's customer base consists primarily of a large number of plastic molder and component suppliers, which are often the primary suppliers to original equipment manufacturers, or OEMs. Ticona works closely with these molders and component suppliers as well as directly with the OEMs to develop and improve specialized applications and systems.

Competition

Ticona's principal competitors include BASF, DuPont, General Electric Company and Solvay S.A. Smaller regional competitors include Asahi Kasei Corporation, DSM MV, Mitsubishi Plastics, Inc., Chevron Phillips Chemical Company, L.P., Braskem S.A., Teijin and Toray Industries Inc.

Performance Products

According to SRI Consulting, sales of high-intensity sweeteners represented approximately 11% of the \$9.5 billion food additive businesses in the U.S., Western Europe and Japan in 2003. Nutrinova's food ingredients business consists of the production and sale of high intensity sweeteners and food protection ingredients, such as sorbic acids and sorbates worldwide, as well as the resale of other food ingredients mainly in Japan, Australia and Mexico. Acesulfame-K, marketed under the trademark Sunett, is used in a variety of beverages, confections and dairy products throughout the world.

Nutrinova's food protection ingredients are mainly used in foods, beverages and personal care products. The primary raw materials for these products are ketene and crotonaldehyde. Sorbates pricing is extremely sensitive to demand and industry capacity and is not necessarily dependent on the prices of raw materials.

Competition

The principal competitors for Nutrinova's Sunett sweetener are Holland Sweetener Company, The Nutrasweet Company, Ajinomoto Co., Inc., Tate & Lyle and several Chinese manufacturers. In sorbates, Nutrinova competes with Nantong AA, Daicel, Yu Yao/Ningbo, Yancheng AmeriPac and other Chinese manufacturers of sorbates.

BUSINESS

Celanese Corporation

We are an integrated global producer of value-added industrial chemicals and have #1 or #2 market positions worldwide in products comprising the majority of our sales. We are also the world's largest producer of acetyl products, including acetic acid, vinyl acetate monomer (VAM) and polyacetal products (POM) and a leading global producer of high-performance engineered polymers used in consumer and industrial products and designed to meet highly technical customer requirements. Our operations are located in North America, Europe and Asia. In addition, we have substantial ventures primarily in Asia. We believe we are one of the lowest-cost producers of key building block chemicals in the acetyls chain, such as acetic acid and VAM, due to our economies of scale, operating efficiencies and proprietary production technologies.

We have a large and diverse global customer base consisting principally of major companies in a broad array of industries. For the three months ended March 31, 2004, approximately 38% of our net sales by the Predecessor were to customers located in North America, approximately 40% to customers in Europe/Africa and approximately 22% to customers in Asia, Australia and the rest of the world. For the nine months ended December 31, 2004, approximately 37% of our net sales by the Successor were to customers located in North America, approximately 39% to customers in Europe/Africa and approximately 24% to customers in Asia, Australia and the rest of the world.

Segment Overview

We operate through four business segments: Chemical Products, Technical Polymers Ticona, Acetate Products and Performance Products. The table below illustrates each segment's net sales to external customers for the three months ended March 31, 2004, by the Predecessor and for the nine months ended December 31, 2004, by the Successor, as well as each segment's major products and end use markets.

	Chemical Products	Technical Polymers Ticona	Acetate Products (2)	Performance Products
2004 Net Sales (1)				
Predecessor (three months ended March 31, 2004)	\$789 million	\$227 million	\$172 million	\$44 million
Successor (nine months ended December 31, 2004)	\$2,491 million	\$636 million	\$523 million	\$131 million
Major Products	<ul style="list-style-type: none"> • Acetic acid • Vinyl acetate monomer (VAM) • Polyvinyl alcohol (PVOH) • Emulsions • Acetic anhydride • Acetate esters • Carboxylic acids • Methanol 	<ul style="list-style-type: none"> • Polyacetal products (POM) • UHMW-PE (GUR) • Liquid crystal polymers (Vectra) • Polyphenylene sulfide (Fortron) 	<ul style="list-style-type: none"> • Acetate tow • Acetate filament 	<ul style="list-style-type: none"> • Sunett sweetener • Sorbates
Major End-Use Markets	<ul style="list-style-type: none"> • Paints • Coatings • Adhesives • Lubricants • Detergents 	<ul style="list-style-type: none"> • Fuel system components • Conveyor belts • Electronics • Seat belt mechanisms 	<ul style="list-style-type: none"> • Filter products • Textiles 	<ul style="list-style-type: none"> • Beverages • Confections • Baked goods • Dairy products

(1) Net sales of \$1,243 million for the Predecessor for the three months ended March 31, 2004 and \$3,826 million for the Successor for the nine months ended December 31, 2004, also include \$11 million and \$45 million in net sales from Other Activities, respectively, primarily attributable to our captive insurance companies. 2004 net sales of Chemical Products excludes inter-segment sales of \$29 million with respect to the Predecessor for the three months ended March 31, 2004 and \$82 million with respect to the Successor for the nine months ended December 31, 2004.

(2) In October 2004, we announced our plans to exit the acetate filament business, which ceased production in April 2005, and to consolidate our flake and tow production at three sites, instead of five.

Chemical Products

Our Chemical Products segment produces and supplies acetyl products, including acetic acid, acetate esters, vinyl acetate monomer, polyvinyl alcohol and emulsions. We are a leading global producer of acetic acid, the world's largest producer of vinyl acetate monomer and the largest North American producer of methanol, the major raw material used for the production of acetic acid. We are also the largest polyvinyl alcohol producer in North America. These products are generally used as building blocks for value-added products or in intermediate chemicals used in the paints, coatings, inks, adhesives, films, textiles and building products industries. Other chemicals produced in this segment are organic solvents and intermediates for pharmaceutical, agricultural and chemical products. For the three months ended March 31, 2004, net sales by the Predecessor to external customers of acetyls were \$371 million, acetyl derivatives and polyols were \$205 million and all other business lines combined totaled \$213 million. For the nine months ended December 31, 2004, net sales by the Successor to external customers of acetyls were \$1,187 million, acetyl derivatives and polyols were \$691 million and all other business lines combined totaled \$613 million.

Technical Polymers Ticona

Our Technical Polymers Ticona segment develops, produces and supplies a broad portfolio of high performance technical polymers for application in automotive and electronics products and in other consumer and industrial applications, often replacing metal or glass. Together with our 45%-owned venture Polyplastics, our 50%-owned venture Korea Engineering Plastics Company Ltd., or KEPCO, and Fortron Industries, our 50-50 venture with Kureha Chemicals Industry of Japan, we are a leading participant in the global technical polymers business. The primary products within the Ticona segment are polyacetal products or POM, and GUR, an ultra-high molecular weight polyethylene. POM is used in a broad range of products including automotive components, electronics and appliances. GUR is used in battery separators, conveyor belts, filtration equipment, coatings and medical devices. For the three months ended March 31, 2004, sales by the Predecessor to external customers in the Technical Polymers Ticona segment totaled \$227 million. For the nine months ended December 31, 2004, sales by the Successor to external customers in the Technical Polymers Ticona segment totaled \$636 million.

Acetate Products

Our Acetate Products segment primarily produces and supplies acetate tow, which is used in the production of filter products. We are one of the world's leading producers of acetate tow including production by our ventures in China. In October 2004, we announced plans to consolidate our acetate flake and tow manufacturing by early 2007 and to exit the acetate filament business, which ceased production in April 2005. This restructuring has been implemented to increase efficiency, reduce over-capacities in certain manufacturing areas and to focus on products and markets that provide long-term value. For the three months ended March 31, 2004, sales by the Predecessor to external customers for the Acetate Products segments were \$172 million. For the nine months ended December 31, 2004, sales by the Successor to external customers for the Acetate Products segments were \$523 million.

Performance Products

The Performance Products segment operates under the trade name of Nutrinova and produces and sells Sunett high intensity sweetener and food protection ingredients, such as sorbates, for the food, beverage and pharmaceuticals industries. For the three months ended March 31, 2004, sales by the Predecessor to external customers of Performance Products were \$44 million. For the nine months ended December 31, 2004, sales by the Successor to external customers of Performance Products were \$131 million.

Competitive Strengths

We have benefited from a number of competitive strengths, including the following:

Leading Market Positions

We have #1 or #2 market positions globally in products that make up a majority of our sales, according to the SRI Handbook and the Tecnon Orbichem Survey. We are a leading global producer of acetic acid and the world's largest producer of vinyl acetate monomer. Ticona and our ventures, Polyplastics and Korea Engineering Plastics, are leading suppliers of polyacetal products and other engineering resins in North America, Europe and the Asia/Pacific region. Our leadership positions are based on our large share of global production capacity, operating efficiencies, proprietary technology and competitive cost structures in our major products.

Proprietary Production Technology and Operating Expertise

Our production of acetyl products employs industry leading proprietary and licensed technologies, including our proprietary AO Plus acid-optimization technology for the production of acetic acid and VAntage vinyl acetate monomer technology. AO Plus enables plant capacity to be increased with minimal investment, while VAntage enables significant increases in production efficiencies, lower operating costs and increases in capacity at ten to fifteen percent of the cost of building a new plant.

Low Cost Producer

Our competitive cost structures are based on economies of scale, vertical integration, technical know-how and the use of advanced technologies.

Global Reach

We operate 31 production facilities (excluding our ventures) throughout the world, with major operations in North America, Europe and Asia. Ventures owned by us and our partners operate ten additional facilities. Our infrastructure of manufacturing plants, terminals, and sales offices provides us with a competitive advantage in anticipating and meeting the needs of our global and local customers in well-established and growing markets, while our geographic diversity reduces the potential impact of volatility in any individual country or region. We have a strong and growing presence in Asia (particularly in China) where ventures owned by us and our partners operate three additional facilities.

International Strategic Investments

Our strategic investments, including our ventures, have enabled us to gain access, minimize costs and accelerate growth in new markets, while also generating significant cash flow and earnings. Our equity investments and cost investments represent an important component of our growth strategy. During the nine months ended December 31, 2004, we received \$55 million in dividends from our strategic investments. During the three months ended March 31, 2004, we received \$22 million in dividends and other distributions from our strategic investments.

Diversified Products and End-Use Markets

We offer our customers a broad range of products in a wide variety of end-use markets. For example, the Technical Polymers Ticona business offers customers a broad range of high-quality engineering plastics to meet the needs of customers in numerous end-use markets, such as automotive, electrical/electronics, appliance and medical. The Chemical Products segment has leading market positions in an integrated chain of basic and performance-based acetyl products, sold into diverse industrial applications. This product diversity and market exposure help us to reduce the potential impact of volatility in any individual market segment.

Business Strategies

We are focused on increasing operating cash flows, profitability, return on investment and shareholder value, which we believe can be achieved through the following business strategies:

Maintain Cost Advantage and Productivity Leadership

We continually seek to reduce our production and raw material costs. In July 2005, we commenced purchasing most of our North American internal methanol requirements from Southern Chemical Corporation under a multi-year agreement at a lower cost than our present cost for methanol. Our advanced process control (APC) projects generate savings in energy and raw materials while increasing yields in production units. Most significantly, we intend to intensify the implementation of Six Sigma, which has become a pervasive and important tool in both operations and administration for achieving greater productivity and growth. We are also engaged in several projects and process technology improvements focused on energy reduction. For example, by

implementing modifications and improvements in the distillation systems at our Calvert City, Kentucky polyvinyl alcohol plant, we were able to achieve a 17% reduction in steam usage. Using less energy-intensive technology to more efficiently reduce acetic acid impurities at our Clear Lake Plant has also enabled reductions in steam and electricity usage. We intend to continue using best practices to reduce costs and increase equipment reliability in maintenance and project engineering.

Focused Business Investment

We intend to continue investing strategically in growth areas, including new production capacity, to extend our global market leadership position. Historically, our strong market position has enabled us to initiate capacity growth to take advantage of projected demand growth. For example, we are building a 600,000 metric ton per year world-scale acetic acid plant in China, the world's fastest growing market for acetic acid and its derivatives. We also increased the capacity of our GUR ultra-high molecular weight polyethylene plant in Germany by 1/3 to 10,000 tons per year in the third calendar quarter of 2004, and in 2004, we also increased our North American polyacetal capacity at our Bishop facility by 20% to 102,000 tons. We expect to continue to benefit from our investments and capacity expansion that enable us to meet increases in global demand.

Maximize Cash Flow and Reduce Debt

Despite a difficult operating environment over the past several years, we have generated a significant amount of operating cash flow. Between January 1, 2002 and March 31, 2004, the Predecessor generated over \$650 million of net cash provided by operating activities. Between April 1, 2004 and December 31, 2004, the Successor consumed over \$63 million of net cash used in operating activities. The cash flow used by operations was affected by the one-time payment of a \$95 million obligation to a third party, \$59 million associated with the exercising of stock appreciation rights, pension contributions totaling \$409 million and higher interest expense due to increased debt levels. We expect improvement in our operating cash flow through increased productivity in our operations, increased cash dividends from our ventures, reduced pension contributions and pursuing additional cost reduction efforts. The Company is targeting \$125 million in reduction selling, general and administrative expenses over the next two to three years. In addition, the Company is seeking a \$100 million improvement in procurement costs in the next two to three years. We believe in a focused capital expenditure plan that is dedicated to attractive investment projects. We intend to use our free cash flow to reduce indebtedness and selectively expand our businesses. The operating cash flow used by the Predecessor for the three months ended March 31, 2004 was \$107 million. The Company's goal is to return to investment grade levels. The operating cash flow generated by Successor for the six months ended June 30, 2005 was \$190 million. As of June 30, 2005, we had total debt of \$3,393 million and cash and cash equivalents of \$959 million.

Deliver Value-Added Solutions

We continually develop new products and industry leading production technologies that solve our customers' problems. For example, Ticona has worked closely with fuel system suppliers to develop an acetal copolymer with the chemical and impact resistance necessary to withstand exposure to hot diesel fuels. In our emulsions business, we pioneered a technological solution that leads the industry in product offerings for ecologically friendly emulsions for solvent-free interior paints. We believe that our customers value our expertise, and we will continue to work with them to enhance the quality of their products.

Enhance Value of Portfolio

We will continue to further optimize our business portfolio through divestitures, acquisitions and strategic investments that enable us to focus on businesses in which we can achieve market, cost and technology leadership over the long term. In addition, we intend to continue to expand our product mix into higher value-added products. For example, we have begun construction of a 600,000 metric ton acetic acid plant in China, the world's fastest growing market for acetic acid. The plant is expected to come on stream in late 2006 or early 2007. We also divested non-core businesses, such as acrylates, which we sold to Dow in February 2004.

We also acquired Vinamul Polymers, the North American and European emulsions business of Imperial Chemical Industries PLC in February 2005, and Acetex Corporation, a producer of acetyl products and specialty polymers and films in July 2005.

Business Segments

Chemical Products

The Chemical Products segment consists of six business lines: Acetyls, Acetyl Derivatives and Polyols, Polyvinyl Alcohol, Emulsions, Specialties, and other chemical activities. All business lines in this segment mainly conduct business using the "Celanese" trade name, except Polyvinyl Alcohol, which uses the trademark Celvol, and Emulsions, which uses the trademarks Mowilith and Celvolit. In February 2005, Celanese acquired the Vinamul Polymers, the North American and European emulsion polymer business of Imperial Chemical Industries PLC, which primarily uses the trademarks Vinamul, Elite and Duroset. In July 2005, we acquired Acetex Corporation, which primarily uses the "Acetex" trademark. The following table lists key products and their major end use markets.

<u>Key Chemical Products</u>	<u>Major End Use Markets</u>
Methanol	Formaldehyde and Acetic Acid
Acetic Acid	Vinyl Acetate Monomer, Acetic Anhydride and Purified Terephthalic Acid or PTA, an Intermediate used in the production of Polyester resins, films and fibers
Acetic Anhydride	Cellulose Acetate and Pharmaceuticals
Vinyl Acetate Monomer	Paints, Adhesives, Paper Coatings, Films and Textiles
Acetate Esters	Coatings, Inks
Oxo Alcohols	Plasticizers, Acrylates, Esters, Solvents and Inks
Polyvinyl Alcohol	Adhesives, Building Products, Paper Coatings, Films and Textiles
Emulsions	Water-Based Quality Surface Coatings, Adhesives, Non-Woven Textiles and Glass Fibers
Carboxylic Acids	Lubricants, Detergents and Specialties
Amines	Agricultural Products and Water Treatments



* Acquired as a result of the Acetex acquisition.

Business Lines

Acetyls. The acetyls business line produces:

- Acetic acid, used to manufacture vinyl acetate monomer and other acetyl derivatives. We manufacture acetic acid for our own use, as well as for sale to third parties, including producers of purified terephthalic acid, or PTA, and to other participants in the acetyl derivatives business;
- Vinyl acetate monomer, used in a variety of adhesives, paints, films, coatings and textiles. We manufacture vinyl acetate monomer for our own use, as well as for sale to third parties.

- Methanol, principally used internally in the production of acetic acid and formaldehyde. The balance is sold to the merchant market.
- Acetic anhydride, a raw material used in the production of cellulose acetate, detergents and pharmaceuticals; and
- Acetaldehyde, a major feedstock for the production of polyols. Acetaldehyde is also used in other organic compounds such as pyridines, which are used in agricultural products.

We are a leading global producer of acetic acid and the world's leading producer of vinyl acetate monomer according to the Tecnon Orbichem Survey. According to data from the CMAI Methanol Analysis, we are the largest producer of methanol in North America.

Acetic acid, methanol, and vinyl acetate monomer, like other commodity products, are characterized by cyclical pricing. The principal raw materials in these products are natural gas and ethylene, which we purchase from numerous sources; carbon monoxide, which we purchase under long-term contracts; methanol, which we both manufacture and purchase under short-term contracts; and butane, which we purchase from one supplier and can also obtain from other sources. All these raw materials, except carbon monoxide, are commodities and are available from a wide variety of sources.

Our production of acetyl products employs leading proprietary and licensed technologies, including our proprietary AO Plus acid-optimization technology for the production of acetic acid and VAntage vinyl acetate monomer technology. AO Plus enables plant capacity to be increased with minimal investment, while VAntage enables significant increases in production efficiencies, lower operating costs and increases in capacity at 10 to 15 percent of the cost of building a new plant.

Acetyl Derivatives and Polyols. The acetyl derivatives and polyols business line produces a variety of solvents, polyols, formaldehyde and other chemicals, which in turn are used in the manufacture of paints, coatings, adhesives, and other products.

Many acetyl derivatives products are derived from our production of acetic acid and oxo alcohols. Primary products are:

- Ethyl acetate, an acetate ester that is a solvent used in coatings, inks and adhesives and in the manufacture of photographic films and coated papers;
- Butyl acetate, an acetate ester that is a solvent used in inks, pharmaceuticals and perfume;
- Propyl acetate, an acetate ester that is a solvent used in inks, lacquers and plastics;
- Methyl ethyl ketone, a solvent used in the production of printing inks and magnetic tapes;
- Butyric acid, an intermediate for the production of esters used in artificial flavors;
- Propionic acid, an organic acid used to protect and preserve grain; and
- Formic acid, an organic acid used in textile dyeing and leather tanning.

- Formaldehyde, primarily used to produce adhesive resins for plywood, particle board, polyacetal products engineering resins and a compound used in making polyurethane;
- Polyol products such as pentaerythritol, used in coatings and synthetic lubricants; trimethylolpropane, used in synthetic lubricants; neopentyl glycol, used in powder coatings; and 1,3-butylene glycol, used in flavorings and plasticizers.

Oxo alcohols and intermediates are produced from propylene and ethylene and include:

- Butanol, used as a solvent for lacquers, dopes and thinners, and as an intermediate in the manufacture of chemicals, such as butyl acrylate;
- Propanol, used as an intermediate in the production of amines for agricultural chemicals, and as a solvent for inks, resins, insecticides and waxes; and
- Synthesis gas, used as an intermediate in the production of oxo alcohols and specialties.

Acetyl derivatives and polyols are commodity products characterized by cyclical pricing. The principal raw materials used in the acetyl derivatives business line are acetic acid, various alcohols, methanol, acetaldehyde, propylene, ethylene and synthesis gas. We manufacture many of these raw materials for our own use as well as for sales to third parties, including our competitors in the acetyl derivatives business. We purchase propylene and ethylene from a variety of sources. We manufacture acetaldehyde for our European production, but we purchase all acetaldehyde requirements for our North American operations from third parties. Acetaldehyde is also available from other sources.

Polyvinyl Alcohol. Polyvinyl alcohol, or PVOH, is a performance chemical engineered to satisfy particular customer requirements. It is used in adhesives, building products, paper coatings, films and textiles. The primary raw material to produce polyvinyl alcohol is vinyl acetate monomer, while acetic acid is produced as a by-product. Prices vary depending on industry segment and end use application. Products are sold on a global basis, and competition is from all regions of the world. Therefore, regional economies and supply and demand balances affect the level of competition in other regions. According to Stanford Research International's December 2003 report on PVOH, we are the largest North American producer of polyvinyl alcohol and the third largest producer in the world.

Emulsions. We purchased the emulsions business of Clariant AG on December 31, 2002, and the Vinamul emulsions business of ICI in February 2005. The products from the Clariant AG business are sold under the Mowilith and Celvolit brands, and the products from the Vinamul emulsions business are sold under the Vinamul, Elite and Duroset brands. These products include conventional emulsions, high-pressure vinyl acetate ethylene emulsions, and powders. In July 2005, in connection with the Vinamul transaction, we agreed to sell our emulsion powders business to ICI. This transaction closed in September 2005. Emulsions are made from vinyl acetate monomer, acrylate esters and styrene. Emulsions are a key component of water-based quality surface coatings, adhesives, non-woven textiles and other applications.

Specialties. The specialties business line produces:

- Carboxylic acids such as pelargonic acid, used in detergents and synthetic lubricants, and heptanoic acid, used in plasticizers and synthetic lubricants;
- Amines such as methyl amines, used in agrochemicals, monoisopropynol amines, used in herbicides, and butyl amines, used in the treatment of rubber and in water treatment; and
- Oxo derivatives and special solvents, such as crotonaldehyde, which is used by the Performance Products segment for the production of sorbates, as well as raw materials for the fragrance and food ingredients industry.

The prices for these products are relatively stable due to long-term contracts with customers whose industries are not generally subject to the cyclical trends of commodity chemicals.

The primary raw materials for these products are olefins and ammonia, which are purchased from world market suppliers based on international prices.

In March 2002, we formed Estech, a venture with Hatco Corporation, a leading producer of synthetic lubricants, for the production and marketing of neopolyol esters or NPEs. This venture, in which we hold a 51 percent interest, built and operates a 7,000 metric ton per year NPE plant at our Oberhausen, Germany site. Neopolyol esters are used as base stocks for synthetic lubricants in refrigeration, automotive, aviation and industrial applications, as well as in hydraulic fluids. We supply Estech with carboxylic acids and polyols, the main raw materials for producing NPEs. In August 2005, we agreed with Hatco to wind up this venture. Estech will stop production and marketing activity during the fourth quarter of 2005. As of June 30, 2005, the Estech venture had a \$0 net book value.

We contributed our commercial, technical and operational oxo business activities in Oberhausen, Germany to European Oxo GmbH, Celanese's European oxo chemicals venture with Degussa AG. The venture began operations in October 2003.

Facilities

The Chemical Products segment has production sites in the United States, Canada, Mexico, Singapore, Spain, Sweden, Slovenia, the United Kingdom, the Netherlands and Germany. The emulsions business line also has tolling arrangements in the United Kingdom, France and Greece, and Acetex has plants in France, Spain and Canada. We also participate in a venture in Saudi Arabia that produces methanol and MTBE. Over the last few years, we have continued to shift our production capacity to lower cost production facilities while expanding in growth markets, such as China. As a result, we shut down our formaldehyde unit in Edmonton, Alberta, Canada in mid-2004 and announced in August 2005 that we intend to close the Edmonton methanol unit in late 2006 or early 2007. We have commenced building a 600,000 metric ton acetic acid plant in Nanjing, China, which is expected to come on stream in late 2006 or early 2007.

Capital Expenditures

The Chemical Products segment's capital expenditures by the Successor for the nine months ended December 31, 2004 were \$64 million. The Chemical Products segment's capital expenditures by the Predecessor were \$15 million for the three months ended March 31, 2004, and \$109 million and \$101 million for the years ended 2003 and 2002, respectively. The capital expenditures incurred during the last three years related primarily to efficiency and safety improvement-related items associated with the normal operations of the business, as well as spending for a new plant for synthesis gas, and important raw material for the production of oxo alcohols and specialties, at our Oberhausen site. The new plant, which supplies European Oxo GmbH and CAG, came on stream in the third quarter of 2003 and has improved reliability and reduced production costs. Capital expenditures in 2003 also included the integration of a company-wide SAP system.

Markets

The following table illustrates net sales by destination of the Chemical Products segment by geographic region of the Successor for the nine months ended December 31, 2004, and of the Predecessor for the three months ended March 31, 2004, and for the years ended December 31, 2003 and 2002.

	Successor		Predecessor		Predecessor		Predecessor	
	Nine Months Ended December 31, 2004		Three Months Ended March 31, 2004		Year Ended December 31, 2003		Year Ended December 31, 2002	
	(in millions)							
	\$	% of Segment	\$	% of Segment	\$	% of Segment	\$	% of Segment
North America	949	38%	306	39%	1,181	39%	1,039	44%
Europe/Africa	965	39%	314	40%	1,183	40%	817	35%
Asia/Australia	484	19%	144	18%	522	18%	418	18%

The Chemical Products segment markets its products both directly to customers and through distributors. It also utilizes a number of "e-channels", including its website at www.chemvip.com, as well as system to system linking through its industry portal, Elemica.

In the acetyls business line, the methanol market is global and highly dependent on the demand for products made from methanol. In addition to our own demands for methanol, our production is sold to a few regional customers who are manufacturers of chemical intermediates and to a lesser extent, by manufacturers in the wood products industry. We typically enter into short-term contracts for the sale of methanol. Acetic acid and vinyl acetate monomer are global businesses which have several large customers. Generally, we supply these global customers under multi-year contracts. The customers of acetic acid and vinyl acetate monomer produce polymers used in water-based paints, adhesives, paper coatings, film modifiers and textiles. We have long-standing relationships with most of these customers.

Polyvinyl alcohol is sold to a diverse group of regional and multinational customers mainly under single year contracts. The customers of the polyvinyl alcohol business line are primarily engaged in the production of adhesives, paper, films, building products, and textiles. Polyvinyl acetate and ethylene vinyl alcohol, both of which we acquired in July 2005 in the Acetex acquisition, are used in chewing gum and packaging materials, respectively.

Emulsions are sold to a diverse group of regional and multinational customers. Customers for emulsions are manufacturers of water-based quality surface coatings, adhesives, and non-woven textiles. Customers for emulsion powders are primarily manufacturers of building products.

Acetyl derivatives and polyols are sold to a diverse group of regional and multinational customers both under multi-year contracts and on the basis of long-standing relationships. The customers of acetyl derivatives are primarily engaged in the production of paints, coatings and adhesives. In addition to our own demand for acetyl derivatives to produce cellulose acetate, we sell acetyl derivatives to other participants in the cellulose acetate industry. We manufacture formaldehyde for our own use as well as for sale to a few regional customers that include manufacturers in the wood products and chemical derivatives industries. The sale of formaldehyde is based on both long and short term agreements. Polyols are sold globally to a wide variety of customers, primarily in the coatings and resins and the specialty products industries. Oxo products are sold to a wide variety of customers, primarily in the construction and automotive industries, and are used internally to produce acetyl derivatives. The oxo market is characterized by oversupply and numerous competitors.

The specialties business line primarily serves global markets in the synthetic lubricant, agrochemical, rubber processing and other specialty chemical areas. Much of the specialties business line involves "one customer, one product" relationships, where the business develops customized products with the customer, but the specialties business line also sells several chemicals which are priced more like commodity chemicals.

Competition


Our principal competitors in the Chemical Products segment include Air Products and Chemicals, Inc., Atofina S.A., BASF, Borden Chemical, Inc., BP p.l.c. ("BP"), Chang Chun Petrochemical Co., Ltd., Daicel, Dow, Eastman Chemical Corporation ("Eastman"), E. I. DuPont de Nemours and Company ("DuPont"), Methanex Corporation, Lyondell, Nippon Goshei, Perstorp Inc., Rohm & Haas Company, Showa Denko K.K., and Kuraray Co. Ltd.

Technical Polymers Ticona

Ticona develops, produces and supplies a broad portfolio of high performance technical polymers. The

following table lists key Ticona products, their trademarks, and their major end use markets.

<u>Key Ticona Products</u>	<u>Major End Use Markets</u>
Hostaform/Celcon (Polyacetal products)	Automotive, Electronics, Consumer Products and Medical
GUR (Ultra High Molecular Weight Polyethylene or PE-UHMW)	Profiles, Battery Separators, Industrial Specialties, Filtration, Coatings and Medical
Celanex/Vandar/Riteflex/Impet (Polyester Engineering Resins)	Electrical, Electronics, Automotive and Appliances
Vectra (Liquid Crystal Polymers)	Electronics, Telecommunications, Consumer and Medical
Fortron (Polyphenylene Sulfide or PPS)	Electronics, Automotive and Industrial
Celstran, Compel (long fiber reinforced thermoplastics)	Automotive and Industrial



* Fortron is a registered trademark of Fortron Industries.

Ticona's technical polymers have chemical and physical properties enabling them, among other things, to withstand high temperatures, resist chemical reactions with solvents and resist fracturing or stretching. These products are used in a wide range of performance-demanding applications in the automotive and electronics sectors and in other consumer and industrial goods, often replacing metal or glass.

Ticona is a business oriented to enable innovations for its customers while closely working together with them for a new development. Ticona focuses its efforts on developing new markets and applications for its product lines, often developing custom formulations to satisfy the technical and processing requirements of a customer's applications. For example, Ticona has worked closely with fuel system suppliers to develop an acetal copolymer with the chemical and impact resistance necessary to withstand exposure to hot diesel fuels in the new generation of common rail diesel engines. The product can also be used in automotive fuel sender units where it remains stable at the high operating temperatures present in direct-injection diesel engines.

Ticona's customer base consists primarily of a large number of plastic molders and component suppliers, which are often the primary suppliers to original equipment manufacturers, or OEMs. Ticona works with these molders and component suppliers as well as directly with the OEMs to develop and improve specialized applications and systems.

Prices for most of these products, particularly specialized product grades for targeted applications, generally reflect the value added in complex polymer chemistry, precision formulation and compounding, and the extensive application development services provided. The specialized product lines are not particularly susceptible to cyclical swings in pricing. Polyacetal products pricing, mainly in standard grades, is, however, somewhat more price competitive, with many minimum-service providers competing for volume sales.

Business Lines

Polyacetal products are sold under the trademark Hostaform in all regions but North America, where we sell them under the trademark Celcon. Polyplastics, in which we hold a 45% ownership interest, and Korea Engineering Plastics, in which we hold a 50% ownership interest, are leading suppliers of polyacetal products and other engineering resins in the Asia/Pacific region. Polyacetal products are used for mechanical parts, including door locks and seat belt mechanisms, in automotive applications and in electrical, consumer and medical applications such as drug delivery systems and gears for appliances.

The primary raw material for polyacetal products is formaldehyde, which is manufactured from methanol. Ticona currently purchases formaldehyde in the United States from our Chemical Products segment and, in Europe, manufactures formaldehyde from purchased methanol.

GUR, an ultra high molecular weight polyethylene or PE-UHMW, is an engineered material used in heavy-duty automotive and industrial applications such as car battery separator panels and industrial conveyor belts, as well as in specialty medical and consumer applications, such as porous tips for marker pens, sports equipment and prostheses. GUR Micro powder grades are used for high performance filters, membranes, diagnostic devices, coatings and additives for thermoplastics & elastomers. PE-UHMW fibers are also used in protective ballistic applications. The basic raw material for GUR is ethylene.

Celstran and Compel are long fiber reinforced thermoplastics, which impart extra strength and stiffness, making them more suitable for larger parts than conventional thermoplastics.

Polyesters such as Celanex polybutylene terephthalate, or PBT, and Vandar, a series of PBT-polyester blends, are used in a wide variety of automotive, electrical and consumer applications, including ignition system parts, radiator grilles, electrical switches, appliance housings, boat fittings and perfume bottle caps. Raw materials for polyesters vary. Base monomers, such as dimethyl terephthalate or DMT and PTA, are widely available with pricing dependent on broader polyester fiber and packaging resins market conditions. Smaller volume specialty co-monomers for these products are typically supplied by a few companies.

Liquid crystal polymers, or LCPs, such as Vectra, are used in electrical and electronics applications and for precision parts with thin walls and complex shapes. Fortron, a polyphenylene sulfide, or PPS, product, is used in a wide variety of automotive and other applications, especially those requiring heat and/or chemical resistance, including fuel system parts, radiator pipes and halogen lamp housings, and often replaces metal in these demanding applications. Fortron is manufactured by Fortron Industries, Ticona's 50-50 venture with Kureha Chemicals Industry of Japan.

In December 2004, we approved a plan to dispose of Ticona's Cyclo-olefin Copolymer ("COC") business.

Facilities

Ticona has polymerization, compounding and research and technology centers in Germany, Brazil and the United States. Ticona's Kelsterbach, Germany production site is located in close proximity to one of the sites being considered for a new runway under the Frankfurt airport's expansion plans. The construction of this particular runway could have a negative effect on the plant's current production capacity and future development. While the state government of Hesse and the owner of the airport promote the expansion of this option, it is uncertain whether this option is in accordance with applicable laws. Although the government of the state of Hesse expects the plan approval for the airport expansion in 2007 and the start of operations in 2009-2010, neither the final outcome of this matter nor its timing can be predicted at this time.

Capital Expenditures

Ticona's capital expenditures by the Successor for the nine months ended December 31, 2004 was \$64 million. Ticona's capital expenditures by the Predecessor were \$20 million for the three months ended March 31, 2004, and \$56 million and \$61 million for the years 2003 and 2002, respectively. Ticona had expenditures in each of these three years relating primarily to efficiency and safety improvement-related items associated with the normal operations of the business. In 2004, Ticona completed its expansion of its Oberhausen GUR PE-UHMW capacity by 10,000 metric tons per year, and we also increased by 20% to 102,000 tons our North American POM capacity. The capital expenditures for 2003 also include construction of a new administrative building in Florence, Kentucky and the integration of a company-wide SAP system. In addition, Ticona had expenditures in 2002 for significant capacity expansions at its Bishop, Texas and Shelby, North Carolina sites. Ticona doubled its U.S. capacity for GUR PE-UHMW by building a new 30,000 metric tons per year facility in

Bishop, Texas, replacing the existing plant in Bayport, Texas. The new plant came on stream in the third quarter of 2002. In the fourth quarter of 2002, Ticona increased capacity by 6,000 metric tons at its polyacetal products facility in Kelsterbach, Germany and commenced a further increase of 17,000 metric tons; however, its completion is dependent upon the action of the Frankfurt Airport expansion described above.

Markets

The following table illustrates the destination of the net sales of the Technical Polymers Ticona segment by geographic region of the Successor for the nine months ended December 31, 2004, and of the Predecessor for the three months ended March 31, 2004, and for the years ended December 31, 2003, and 2002.

Net Sales to External Customers by Destination—Technical Polymers Ticona

	Successor		Predecessor		Predecessor			
	Nine Months Ended December 31, 2004		Three Months Ended March 31, 2004		Year Ended December 31,			
					2003		2002	
	(in millions)							
	\$	% of Segment	\$	% of Segment	\$	% of Segment	\$	% of Segment
North America	247	39%	95	42%	350	45%	319	48%
Europe/Africa	331	52%	116	51%	373	49%	300	46%
Asia/Australia	33	5%	9	4%	19	3%	18	3%
Rest of World	25	4%	7	3%	20	3%	19	3%

Ticona's sales in the Asian market are made mainly through its ventures, Polyplastics, Korea Engineering Plastics and Fortron Industries, which are accounted for under the equity method and therefore not included in Ticona's consolidated net sales. If Ticona's portion of the sales made by these ventures were included in the chart above, the percentage of sales sold in Asia/Australia would be substantially higher. A number of Ticona's polyacetal products customers, particularly in the appliance, electrical components, toys and certain sections of the electronics/telecommunications fields, have moved tooling and molding operations to Asia, particularly southern China. To meet the expected increased demand in this region, we, along with Polyplastics, Mitsubishi Gas Chemical Company Inc., and Korea Engineering Plastics agreed on a venture to construct and operate a world-scale 60,000 metric ton polyacetal products facility in China. We indirectly own an approximate 38 percent interest in this venture. Work on the new facility commenced in July 2003, and the new plant commenced operations in September 2005.

Ticona's principal customers are suppliers to the automotive industries as well as industrial suppliers. These customers primarily produce engineered products, and Ticona works closely with its customers to assist them to develop and improve specialized applications and systems. Ticona has long-standing relationships with most of its major customers, but it also uses distributors for most of its major products, as well as a number of electronic channels, such as its BuyTiconaDirect on-line ordering system, and other electronic marketplaces to reach a larger customer base. For most of Ticona's product lines, contracts with customers typically have a term of one to two years. A significant swing in the economic conditions of the end markets of Ticona's principal customers could significantly affect the demand for Ticona's products.

Competition

Ticona's principal competitors include BASF, DuPont, General Electric Company and Solvay S.A. Smaller regional competitors include Asahi Kasei Corporation, DSM NV, Mitsubishi Plastics, Inc., Chevron Phillips Chemical Company, L.P., Braskem S.A., Teijin and Toray Industries Inc.

Acetate Products

The Acetate Products segment consists primarily of acetate filter products, which uses the "Celanese" brand to market its products. The segment's acetate filament business will be exited in 2005.

Business Lines

Acetate filter products are found in cigarette filters. According to the 2002 Stanford Research Institute

International *Chemical Economics Handbook*, we are the world's leading producer of acetate fibers, including production of our ventures in Asia.

We produce acetate flake by processing wood pulp with acetic anhydride. We purchase wood pulp that is made from reforested trees from major suppliers and produce acetic anhydride internally. The acetate flake is then further processed into acetate fiber in the form of a tow band.

The acetate filter products business line produces acetate tow, which is used primarily in cigarette filters. The acetate tow market continues to be characterized by stability and slow growth.

We have a 30% interest in three manufacturing ventures with Chinese state-owned enterprises that produce cellulose acetate flake and tow in China. Additionally, in 2004, 21% of our sales of acetate tow were sold to Chinese state-owned tobacco enterprises, the largest single market for acetate tow in the world. As demand for acetate tow in China exceeds local supply, we and our Chinese partners expanded capacity at our three manufacturing ventures in 2005. Although increases in manufacturing capacity of the ventures will reduce, beginning in 2005, the volume of our future direct sales of acetate tow to China, the dividends paid by the ventures to us are projected to increase once the expansions are complete in 2007.

The Acetate Products segment is continuing its cost reduction and operations improvement efforts. These efforts are directed toward reducing costs while achieving higher productivity of employees and equipment. In addition to restructuring activities previously undertaken, we outsourced the operation and maintenance of our utility operations at the Narrows, Virginia and Rock Hill, South Carolina plants in 2003. We also closed our Charlotte, North Carolina administrative and research and development facility and relocated the functions there to the Rock Hill and Narrows locations. The relocation was substantially completed during the third quarter of 2004. In March 2005, we announced the relocation of our Rock Hill administrative functions to our Dallas corporate headquarters. This relocation is expected to be completed in the third quarter of 2005.

In October 2004, we announced plans to implement a strategic restructuring of our acetate business to increase efficiency, reduce overcapacity in certain manufacturing areas and focus on products and markets that provide long-term value. As part of this restructuring, we plan to exit the acetate filament business, which ceased production in April 2005, and to consolidate our flake and tow operations at three locations instead of the current five. The restructuring resulted in \$50 million of asset impairment charges and charges to depreciation related to \$12 million in asset retirement obligations, of which \$8 million was recorded by the Acetate Products segment and \$4 million was recorded by the Chemical Products segment. In addition, Celanese recorded severance liabilities of approximately \$40 million in the fourth quarter of 2004, with a corresponding increase in goodwill. Sales of acetate filament by the Predecessor for the three months ended March 31, 2004 were \$25 million, and sales of acetate filament by the Successor for the nine months ended December 31, 2004 were \$83 million. See Note 21 to the Consolidated Financial Statements.

Facilities

The Acetate Products segment has production sites in the United States, Canada, Mexico and Belgium, and participates in three manufacturing ventures in China. In October 2004, we announced plans to close the Rock Hill, South Carolina, production site, which occurred in April 2005, and to shutdown production of acetate products at the Edmonton, Alberta, Canada site by 2007. Additionally, filament production at Narrows and Ocotlan was discontinued by mid-2005 and flake production at Ocotlan was recommissioned in the first quarter of 2005.

Capital Expenditures

The Acetate Products segments' capital expenditures by the Successor for the nine months ended December 31, 2004 were \$32 million. The Acetate Products segment's capital expenditures by the Predecessor were \$8 million for the three months ended March 31, 2004, and \$39 million and \$30 million for the years 2003 and 2002, respectively. The capital expenditures incurred during these years

related primarily to efficiency, environmental and safety improvement-related items associated with the normal operations of the business. Capital expenditures in 2003 also included the integration of a company-wide SAP system.

Markets

The following table illustrates the destination of the net sales of the Acetate Products segment by geographic region of the Successor for the nine months ended December 31, 2004, and of the Predecessor for the three months ended March 31, 2004, and for the years ended December 31, 2003 and 2002.

Net Sales to External Customers by Destination—Acetate Products

	Successor		Predecessor		Predecessor		Predecessor	
	Nine Months Ended December 31, 2004		Three Months Ended March 31, 2004		Year Ended December 31,		Year Ended December 31,	
					2003		2002	
	(in millions)							
	\$	% of Segment	\$	% of Segment	\$	% of Segment	\$	% of Segment
North America	145	28%	47	27%	189	29%	188	30%
Europe/Africa	143	27%	45	26%	192	29%	167	26%
Asia/Australia	222	43%	75	44%	258	40%	256	41%
Rest of World	13	2%	5	3%	16	2%	21	3%

Sales in the acetate filter products industry were principally to the major tobacco companies that account for a majority of worldwide cigarette production. Our contracts with most of our customers, including our largest customer, with whom we have a long-standing relationship, are entered into on an annual basis. In recent years, the cigarette industry has experienced consolidation.

We participated in the expanding Asian filament market through our marketing alliance with Teijin Limited. Teijin discontinued acetate filament production in March 2002.

Competition

Principal competitors in the Acetate Products segment include Acetate Products Ltd. (Acordis), Daicel, Eastman and Rhodia S.A. ("Rhodia").

Performance Products

The Performance Products segment consists of the food ingredients business conducted by Nutrinova. This business uses its own trade names to conduct business. The following table lists key products of the Performance Products segment and their major end use markets.

Key Performance Products	Major End Use Markets
Sunett (Acesulfame-K)	Beverages, Confections, Dairy Products and Pharmaceuticals
Sorbates	Dairy Products, Baked Goods, Beverages, Animal Feeds, Spreads and Delicatessen Products

Business Lines

Nutrinova's food ingredients business consists of the production and sale of high intensity sweeteners and food protection ingredients, such as sorbic acid and sorbates worldwide, as well as the resale of other food ingredients mainly in Japan, Australia and Mexico.

Acesulfame-K, a high intensity sweetener marketed under the trademark Sunett, is used in a variety of beverages, confections and dairy products throughout the world. The primary raw materials

for this product are diketene and sulfur trioxide. Sunett pricing for targeted applications reflects the value added by Nutrinova, such as technical services provided. Nutrinova's strategy is to be the most reliable and highest quality producer of this product, to develop new applications for the product and to expand into new markets. Nutrinova maintains a strict patent enforcement strategy, which has resulted in favorable outcomes in a number of patent infringement matters in Europe and the United States. Nutrinova's European and U.S. primary production patents for making Sunett expired at the end of the first quarter of 2005.

Nutrinova's food protection ingredients are mainly used in foods, beverages and personal care products. The primary raw materials for these products are ketene and crotonaldehyde. Sorbates pricing is extremely sensitive to demand and industry capacity and is not necessarily dependent on the prices of raw materials.

Facilities

Nutrinova has production facilities in Germany, as well as sales and distribution facilities in all major world markets.

Capital Expenditures

The Performance Products segment's capital expenditures by the Successor were \$3 million for the nine months ended December 31, 2004. The Performance Products segment's capital expenditures by the Predecessor were \$0 million for the three months ended March 31, 2004 and \$2 million and \$4 million for the years 2003 and 2002, respectively. The capital expenditures incurred during these years related to efficiency, debottlenecking, quality and safety improvement items associated with the normal operation of the business.

Markets

The following table illustrates the destination of the net sales of the Performance Products segment by geographic region of the Successor for the nine months ended December 31, 2004, and of the Predecessor for the three months ended March 31, 2004, and for the years ended December 31, 2003 and 2002.

Net Sales to External Customers by Destination—Performance Products

	Successor		Predecessor					
	Nine Months Ended December 31, 2004		Three Months Ended March 31, 2004		Year Ended December 31,			
					2003		2002	
	(in millions)							
	\$	% of Segment	\$	% of Segment	\$	% of Segment	\$	% of Segment
North America	52	40%	19	43%	73	43%	56	37%
Europe/Africa	49	37%	17	39%	59	35%	55	36%
Asia/Australia	21	16%	6	14%	28	17%	25	17%
Rest of World	9	7%	2	4%	9	5%	15	10%

Nutrinova directly markets Sunett primarily to a limited number of large multinational and regional customers in the beverage and food industry under long-term and annual contracts. Nutrinova markets food protection ingredients primarily through regional distributors to small and medium sized customers and directly through regional sales offices to large multinational customers in the food industry.

Competition

The principal competitors for Nutrinova's Sunett sweetener are Holland Sweetener Company, The NutraSweet Company, Ajinomoto Co., Inc., Tate & Lyle and several Chinese manufacturers. In sorbates, Nutrinova competes with Nantong AA, Daicel, Yu Yao/Ningbo, Yancheng AmeriPac and other Chinese manufacturers of sorbates.

Other Activities

Other Activities included revenues mainly from the captive insurance companies and Pemeas GmbH or Pemeas. Pemeas, a venture with a consortium of investors led by Conduit Ventures, a London based venture capital company, develops high temperature membrane assemblies or MEA's for fuel cells. We contributed our MEA activity to Pemeas in April 2004. In December 2004, we approved a plan to dispose of our interest in Pemeas. Other activities also include corporate activities, several service companies and other ancillary businesses, which do not have significant sales. In addition, since July 2005, Other Activities also includes the Specialty Polymers and Films business of Acetex Corporation.

Our two wholly-owned captive insurance companies are a key component of our global risk management program, as well as a form of self insurance for our property, liability and workers compensation risks. The captive insurance companies issue insurance policies to our subsidiaries to provide consistent coverage amid fluctuating costs in the insurance market and to lower long-term insurance costs by avoiding or reducing commercial carrier overhead and regulatory fees. The captive insurance companies issue insurance policies and coordinate claims handling services with third party service providers. They retain risk at levels approved by the Celanese Corporation board of directors and obtain reinsurance coverage from third parties to limit the net risk retained. One of the captive insurance companies also insures certain third party risks.

Investments

We have a significant portfolio of strategic investments, including a number of ventures, in Asia, North America and Europe. In aggregate, these strategic investments enjoy significant sales, earnings and cash flow. We have entered into these strategic investments in order to gain access to local markets, minimize costs and accelerate growth in areas we believe have significant future business potential. The table below sets forth the earnings, cash flow contribution and depreciation and amortization of our strategic investments:

	Successor		Predecessor	
	Nine Months Ended December 31, 2004	Three Months Ended March 31, 2004	Year Ended December 31,	
			2003	2002
	(in millions)			
Earnings from equity investments	\$ 36	\$ 12	\$ 35	\$ 21
Dividends from equity investments	22	15	23	61
Other distributions from equity investments	—	1	—	39
Dividends from cost investments	33	6	53	35

	Year Ended December 31,		
	2004	2003	2002
	(in millions)		
Depreciation and amortization of equity investees (unaudited)	\$ 28	\$ 27	\$ 27
Depreciation and amortization of cost investees (unaudited)	16	17	17
Total depreciation and amortization equity and cost investees (unaudited)	<u>44</u>	<u>44</u>	<u>44</u>

The fiscal year end for all of our ventures is December 31. Depreciation and amortization as presented in the table above represents the amounts recorded by the ventures based on local generally accepted accounting principles, computed in proportion to our ownership percentage. These amounts are not included in the depreciation and amortization reported by the Successor and the Predecessor.

Name	Location	Ownership	Accounting Method	Partner(s)	Description
Chemical Products					
Clear Lake Methanol Partners LP	U.S.	50.0%	Equity	Valero	Methanol production
National Methanol Company (Ibn Sina)	Saudi Arabia	25.0%	Cost	SABIC, CTE Petrochemicals	Methanol production
European Oxo GmbH	Germany	50.0%	Equity	Degussa AG	European propylene-based oxo chemicals business
Technical Polymers Ticona					
Korea Engineering Plastics Co., Ltd. (KEPCO)	Korea	50.0%	Equity	Mitsubishi Gas Chemical Company, Inc.	POM
Polyplastics Co., Ltd.	Japan	45.0%	Equity	Daicel Chemical Industries Ltd.	Polyacetal products
Fortron Industries	U.S.	50.0%	Equity	Kureha Chemical Industries	PPS
Acetate Products					
Kunming Cellulose Fibers Co. Ltd.	China	30.0%	Cost	China National Tobacco Corp.	Acetate tow production
Nantong Cellulose Fibers Co. Ltd.	China	31.0%	Cost	China National Tobacco Corp.	Acetate tow and flake production
Zhuhai Cellulose Fibers Co. Ltd.	China	30.0%	Cost	Tobacco China National Corp.	Acetate tow production

The following are our principal ventures:

Major Equity Investments

Polyplastics Co., Ltd. Polyplastics Co., Ltd. ("Polyplastics") is a leading supplier of engineering plastics in the Asia-Pacific region. Established in 1964 and headquartered in Japan, Polyplastics is a 45/55 venture between us and Daicel Chemical Industries Ltd. Polyplastics' principal production facilities are located in Japan, Taiwan, and Malaysia (with an additional venture facility under construction in China). We believe Polyplastics is the largest producer and marketer of polyacetal in the Asia-Pacific region.

Korea Engineering Plastics Co. Ltd. Founded in 1987, Korea Engineering Plastics Co., Ltd. is the leading producer of polyacetal in South Korea. We acquired our 50% interest in Korea Engineering Plastics Co. Ltd. in 1999 from the Hyosung Corporation, a Korean conglomerate. Mitsubishi Gas Chemical Company owns the remaining 50% of Korea Engineering Plastics Co. Ltd. Korea Engineering Plastics Co. Ltd. operates a 55,000-ton annual capacity polyacetal products plant in Ulsan, South Korea.

Fortron Industries. Fortron Industries is a 50/50 venture between us and Kureha Chemical Industry Co. Ltd. (KCI) of Japan. Production facilities are located in Wilmington, North Carolina. We believe Fortron has the leading technology in linear polymer.

European Oxo. In October 2003, we entered into a 50/50 venture for European oxo operations with Degussa AG. Under the terms of this venture, we merged our commercial, technical and operational propylene-based oxo business activities, with those of Degussa AG's Oxeno subsidiary. European Oxo has plants in Oberhausen and Marl, Germany.

InfraServs. We hold ownership interests in several InfraServ groups located in Germany. InfraServs own and develop industrial parks and provide on-site general and administrative support to tenants.

Major Cost Investments

China Acetate Products Ventures. We hold approximately 30% ownership interests (50% board representation) in three separate venture acetate products production entities in China: the Nantong, Kunming, and Zhuhai Cellulose Fiber Companies. In each instance, Chinese state-owned entities control the remainder. The terms of these ventures were recently extended through 2020. With an

growing market for acetate tow products. In combination, these ventures represent the market leader in Chinese domestic acetate production and are well positioned to capture future growth in the Chinese cigarette market. We and our partners expanded the manufacturing facilities at all three ventures in China in 2005. Flake expansion is expected to be completed in 2007. The ventures are funding the investments from operating cash flows.

National Methanol Co. (Ibn Sina). With production facilities in Saudi Arabia, National Methanol Co. represents 2% of the world's methanol production capacity and is the world's eighth largest Methanol producer of MTBE. Methanol and MTBE are key global commodity chemical products. We indirectly own a 25% interest in National Methanol Co., with the remainder held by the Saudi Basic Industries Corporation (SABIC) (50%) and Texas Eastern Arabian Corporation Ltd. (25%). SABIC has responsibility for all product marketing.

The investments, where Celanese owns greater than a 20 percent ownership interest, are accounted for under the cost method of accounting because Celanese cannot exercise significant influence.

Acquisitions and Divestitures

In the last three years, we acquired the following businesses:

- In July 2005, we acquired Acetex Corporation, a producer of acetyl products and specialty polymers and films.
- In February 2005, we acquired the Vinamul emulsions business of ICI.
- In December 2002, we purchased the European emulsions and global emulsion powders business of Clariant AG.

In the last three years, we divested the following businesses:

- In August 2005, we announced our intention to wind up Estech, our venture with Hatco Corporation for neopropyl esters.
- In July 2005, we announced an agreement to sell our emulsion powders business to National Starch and Chemical Company and to Elatex AG, both subsidiaries of ICI. This transaction closed in September 2005.
- In May 2005, we sold our polybenzamidazole fiber and polymer business to PBI Performance Products, Inc., an affiliate of the Intertech Group.
- In April 2005, we sold our Vectran polyarylate fiber business to Kuraray America Inc., a subsidiary of Kuraray Co., Ltd. of Japan.
- In February 2004, CAG sold its acrylates business to Dow.
- In December 2003, the Ticona segment completed the sale of its nylon business line to BASF.
- Effective January 1, 2002, CAG sold its interest in InfraServ GmbH & Co. Deponie Knapsack KG ("Deponie") to Trienekens AG.
- In December 2002, CAG sold Trespaphan, its global oriented polypropylene film business, to a consortium consisting of the Dor-Moplefan Group and Bain Capital, Inc.
- During 2002, CAG sold its global allylamines and U.S. alkylamines businesses to U.S. Amines Ltd.

For further information on the acquisition and divestitures discussed above, see "Management's Discussion and Analysis of Financial Condition and Results of Operations" and Note 7 to the Consolidated Financial Statements.

Raw Materials and Energy

We purchase a variety of raw materials from sources in many countries for use in our production processes. We have a policy of maintaining, when available, multiple sources of supply for materials.

155

However, some of our individual plants may have single sources of supply for some of their raw materials, such as carbon monoxide and acetaldehyde. In 2003, a primary U.S. supplier of wood pulp to the Acetate Products segment shut down its pulp facility. This closure resulted in increased operating costs for expenses associated with qualifying wood pulp from alternative suppliers and significant increases in wood pulp inventory levels. We have secured alternative sources of wood pulp supply. Although we have been able to obtain sufficient supplies of raw materials, there can be no assurance that unforeseen developments will not affect our raw material supply. Even if we have multiple sources of supply for a raw material, there can be no assurance that these sources can make up for the loss of a major supplier. Nor can there be any guarantee that profitability will not be affected should we be required to qualify additional sources of supply in the event of the loss of a sole supplier. In addition, the price of raw materials varies, often substantially, from year to year.

A substantial portion of our products and raw materials are commodities whose prices fluctuate as market supply/demand fundamentals change. For example, the volatility of prices for natural gas and ethylene (the cost of which is in part linked to natural gas prices) has increased in recent years. Our production facilities rely largely on coal, fuel oil, natural gas and electricity for energy. Most of the raw materials for our European operations are centrally purchased by our subsidiary, which also buys raw materials on behalf of third parties. We manage our exposure through the use of derivative instruments and forward purchase contracts for commodity price hedging, entering into long-term supply agreements, and multi-year purchasing and sales agreements. Management's policy for the majority of its natural gas and butane requirements allows entering into supply agreements and forward purchase or cash-settled swap contracts. As of December 31, 2004, there were no derivative contracts of this type outstanding. In 2003, there were forward contracts covering approximately 35% of the Company's Chemical Products segment North American requirements. Management regularly assesses its practice of purchasing a portion of its commodity requirements forward and the utilization of a variety of other raw material hedging instruments, in addition to forward purchase contracts, in accordance with changes in market conditions. Management capped its exposure on approximately 20% of its U.S. natural gas requirements during the months of August and September of 2004. The fixed price natural gas forward contracts and any premium associated with the purchase of a price cap are principally settled through actual delivery of the physical commodity. The maturities of the cash-settled swap or cap contracts correlate to the actual purchases of the commodity and have the effect of securing or limiting predetermined prices for the underlying commodity. Although these contracts were structured to limit exposure to increases in commodity prices, certain swaps may also limit the potential benefit the Company might have otherwise received from decreases in commodity prices. These cash-settled swap or cap contracts were accounted for as cash flow hedges.

Research and Development

All of our businesses conduct research and development activities to increase competitiveness. Our Technical Polymers Ticona and Performance Products segments in particular are innovation-oriented businesses that conduct research and development activities to develop new, and optimize existing, production technologies, as well as to develop commercially viable new products and applications.

The Chemical Products segment has been focusing on improving core production technologies, such as improving catalyst development, and supporting both debottlenecking and cost reduction efforts.

The Acetate Products segment has been concentrating on developing new applications for acetate tow, such as its use in disposable consumer materials.

Research in the Technical Polymers Ticona segment is focused on the development of new formulations and applications for its products, improved manufacturing processes and new polymer materials with varying chemical and physical properties in order to meet customer needs and to generate growth. This effort involves the

entire value chain from new or improved monomer production, polymerization and compounding, to working closely with end-users to identify new applications that can take advantage of these high performance features. Ticona is continually

improving compounding recipes to extend product properties and grades, while offering grade consistency on a global basis. In addition, Ticona is developing new polymerization and manufacturing technology in order to meet economic and ecological goals without sacrificing high quality processing.

The research and development activities of the Performance Products segment are conducted at Nutrinova's Frankfurt, Germany location. They are directed towards expanding its existing technologies and developing new applications for existing products in close cooperation with its customers.

Research and development costs are included in expenses as incurred. The Successor's development costs for the nine months ended December 31, 2004 were \$67 million. The Predecessor's research and development costs for the three months ended March 31, 2004, and for 2003 and 2002 were \$23 million, \$89 million and \$65 million, respectively. For additional information on our research and development expenses, see "Management's Discussion and Analysis of Financial Condition and Results of Operations—Summary of Consolidated Results—2003 Compared with 2002—Research and Development Expenses."

Intellectual Property

We attach great importance to patents, trademarks, copyrights and product designs in order to protect our investment in research and development, manufacturing and marketing. Our policy is to seek the widest possible protection for significant product and process developments in our major markets. Patents may cover products, processes, intermediate products and product uses. Protection for individual products extends for varying periods in accordance with the date of patent application filing and the legal life of patents in the various countries. The protection afforded, which may also vary from country to country, depends upon the type of patent and its scope of coverage.

In most industrial countries, patent protection exists for new substances and formulations, as well as for unique applications and production processes. However, we do business in regions of the world where intellectual property protection may be limited and difficult to enforce. We maintain strict information security policies and procedures wherever we do business. Such information security policies and procedures include data encryption, controls over the disclosure and safekeeping of confidential information, as well as employee awareness training. Moreover, we monitor our competitors and vigorously challenge patent and trademark infringement. For example, the Chemical Products segment maintains a strict patent enforcement strategy, which has resulted in favorable outcomes in a number of patent infringement matters in Europe, Asia and the United States. We are currently pursuing a number of matters relating to the infringement of our acetic acid patents. Some of our earlier acetic acid patents will expire in 2007; other patents covering acetic acid are presently pending.

As patents expire, the products and processes described and claimed in those patents become generally available for use by the public. Our European and U.S. patents for making Sunett, an important product in our Performance Products segment, expired at the end of the first quarter of 2005, which reduces our ability to realize revenues from making Sunett due to increased competition and potential limitations and will result in our results of operations and cash flows relating to the product being less favorable than today. We believe that the loss of no other single patent which may expire in the next several years will materially adversely affect our business or financial results.

We also seek to register trademarks extensively as a means of protecting the brand names of our products, which brand names become more important once the corresponding patents have expired. We protect our trademarks vigorously against infringement and also seek to register design protection where appropriate.

Environmental and Other Regulation

Obtaining, producing and distributing many of our products involves the use, storage, transportation and disposal of toxic and hazardous materials. We are subject to extensive, evolving and increasingly stringent national and local environmental laws and regulations, which address, among other things, the following:

-
- Emissions to the air;
 - Discharges to surface and subsurface waters;
 - Other releases into the environment;
 - Generation, handling, storage, transportation, treatment and disposal of waste materials;
 - Maintenance of safe conditions in the workplace; and
 - Production, handling, labeling or use of chemicals used or produced by us.

We are subject to environmental laws and regulations that may require us to remove or mitigate the effects of the disposal or release of chemical substances at various sites. Under some of these laws and regulations, a current or previous owner or operator of property may be held liable for the costs of removal or remediation of hazardous substances on, under, or in its property, without regard to whether the owner or operator knew of, or caused the presence of the contaminants, and regardless of whether the practices that resulted in the contamination were legal at the time they occurred. As many of our production sites have an extended history of industrial use, it is impossible to predict precisely what effect these laws and regulations will have on us in the future. Soil and groundwater contamination has occurred at some of our sites, and might occur or be discovered at other sites. The Predecessor's worldwide expenditures for the three months ended March 31, 2004 and the Successor's worldwide expenditures for the nine months ended December 31, 2004, in each case, including those with respect to third party and divested sites, and those for compliance with environmental control regulations and internal company initiatives, totaled \$22 million of which \$2 million was for capital projects and totaled \$66 million of which \$6 million was for capital projects, respectively. It is anticipated that stringent environmental regulations will continue to be imposed on us and the industry in general. Although we cannot predict with certainty future expenditures, due to new air regulations in the U.S., management expects that there will be a temporary increase in compliance costs that will total approximately \$30 million to \$45 million through 2007. According to our estimates, there may be an additional increase of approximately \$50 million over the \$30 to \$45 million during that time depending on the outcome of the pending court challenge to the low risk alternative method of compliance allowed by recent air regulations for Industrial/Commercial/Institutional Boilers and Process Heaters, but thereafter management believes that the current spending trends will continue. It is difficult to estimate the future costs of environmental protection and remediation because of many uncertainties, including uncertainties about the status of laws, regulations, and information related to individual locations and sites. Subject to the foregoing, but taking into consideration our experience to date regarding environmental matters of a similar nature and facts currently known, we believe that capital expenditures and remedial actions to comply with existing laws governing environmental protection will not have a material adverse effect on our business and financial results.

Air Issues

In December 1997, the Conference of the Parties of the United Nations Framework Convention on Climate Change drafted the Kyoto Protocol, which would establish significant emission reduction targets for six gases considered to have global warming potential (referred to as greenhouse gases) and would drive mandatory reductions in developed nations subject to the Protocol. With Russia's ratification in November 2004, the Protocol has been adopted by enough of the larger, industrialized countries (defined in Annex I to the Protocol) and came into effect in February 2005 in all nations that have ratified it. The European Union or EU, including Germany and other countries where the Company has interests, ratified the Kyoto Protocol in 2002 and is formulating applicable regulations. Recent European Union regulations required all EU member states to have implemented a trading system covering carbon dioxide emissions by January 1, 2005. Accordingly, an emission trading system came into effect at the start of 2005. The new regulation directly affects our power plants at the

Kelsterbach and Oberhausen sites in Germany and the Lanaken site in Belgium, as well as the power plants being operated by other InfraServ entities on sites at which we operate. We are still evaluating how these regulations affect the newly acquired Acetex facilities in Europe. We and the InfraServ

entities may be required to purchase carbon dioxide credits, which could result in increased operating costs, or may be required to develop additional cost-effective methods to reduce carbon dioxide emissions further, which could result in increased capital expenditures. We have not yet determined the impact of this legislation on future capital spending. The new regulation indirectly affects our other operations in the EU, which may experience higher energy costs from third party providers. We have not yet determined the impact of this legislation on our operating costs.

In 2002, President Bush announced new climate change initiatives for the U.S. Among the policies to be pursued is a voluntary commitment to reduce the "greenhouse gas intensity" of the U.S. economy by 18 percent within the next ten years. The Bush Administration is seeking to partner with various industrial sectors, including the chemical industry, to reach this goal. The American Chemistry Council, of which we are a member, has committed to pursue additional reductions in greenhouse gas intensity toward an overall target of 18 percent by 2012, using 1990 emissions intensity as the baseline. We currently emit carbon dioxide and smaller amounts of methane and experience some losses of polyfluorinated hydrocarbons used as refrigerants. We have invested and continue to invest in improvements to our processes that increase energy efficiency and decrease greenhouse gas intensity.

In some cases, compliance with environmental health and safety requirements involves our incurring capital expenditures. Due to new air regulations in the United States, management expects that there will be a temporary increase in compliance costs that will total approximately \$30 million to \$45 million through 2007. For example, the Miscellaneous Organic National Emissions Standards for Hazardous Air Pollutants regulations, and various approaches to regulating boilers and incinerators, including the National Emission Standards for Hazardous Air Pollutants (NESHAP) for Industrial/Commercial/Institutional Boilers and Process Heaters, will impose additional requirements on our operations. Although some of these rules have been finalized, a significant portion of the NESHAP for Industrial/Commercial/Industrial Boilers and Process Heaters regulation that provides for a low risk alternative method of compliance for hydrogen chloride emissions has been challenged in federal court. We cannot predict the outcome of this challenge, which could, if successful, increase our costs by, according to our estimates, approximately \$50 million in addition to the \$30 million to \$45 million noted above through 2007 to comply with this regulation.

Chemical Products Issues

Other new or revised regulations may place additional requirements on the production, handling, labeling or use of some chemical products. Pursuant to a European Union regulation on Risk Assessment of Existing Chemicals, the European Chemicals Bureau of the European Commission has been conducting risk assessments on approximately 140 major chemicals. Some of the chemicals initially being evaluated include vinyl acetate monomer or VAM, which CAG produces, as well as competitors' products, such as styrene and 1,3-butadiene. These risk assessments entail a multi-stage process to determine whether and to what extent the Commission should classify the chemical as a carcinogen and, if so, whether this classification, and related labeling requirements, should apply only to finished products that contain specified threshold concentrations of a particular chemical. In the case of VAM, we currently do not expect a final ruling until the end of 2005. We and other VAM producers are participating in this process with detailed scientific analyses supporting the industry's position that VAM is not a probable human carcinogen and that labeling of end products should not be required but that, if it is, should only be at relatively high parts per million of residual VAM levels in the end products. It is not possible for us to predict the outcome or effect of any final ruling.

Several recent studies have investigated possible links between formaldehyde exposure and various medical conditions, including leukemia. The International Agency for Research on Cancer or IARC recently reclassified formaldehyde from Group 2A (probable human carcinogen) to Group 1 (known human carcinogen) based on studies linking formaldehyde exposure to nasopharyngeal cancer, a rare cancer in humans. IARC also concluded that there is insufficient evidence for a causal association between leukemia and occupational exposure to formaldehyde, although it also characterized evidence for such an association as strong. The results of IARC's review will be examined by government agencies with responsibility for setting worker and environmental

We are a producer of formaldehyde and plastics derived from formaldehyde. We, together with other producers and users, are evaluating these findings. We cannot predict the final effect of IARC's reclassification.

Other recent initiatives will potentially require toxicological testing and risk assessments of a wide variety of chemicals, including chemicals used or produced by us. These initiatives include the Voluntary Children's Chemical Evaluation Program and High Production Volume Chemical Initiative in the United States, as well as various European Commission programs, such as the new European Environment and Health Strategy, commonly known as SCALE, and the proposal for the Registration, Evaluation and Authorization and Restriction of Chemicals or REACH. REACH, which was proposed by the European Commission in October 2003, will establish a system to register and evaluate chemicals manufactured or imported to the European Union. Depending on the final ruling, additional testing, documentation and risk assessments will occur for the chemical industry. This will affect European producers of chemicals as well as all chemical companies worldwide that export to member states of the European Union. The final ruling has not yet been decided.

The above-mentioned assessments in the United States and Europe may result in heightened concerns about the chemicals involved, and in additional requirements being placed on the production, handling, labeling or use of the subject chemicals. Such concerns and additional requirements could increase the cost incurred by our customers to use our chemical products and otherwise limit the use of these products, which could adversely affect the demand for these products.

Remediation Issues

We are subject to claims brought by United States federal or state regulatory agencies, regulatory agencies in other jurisdictions or private individuals regarding the cleanup of sites that we own or operate, owned or operated, or where waste or other material from its operations was disposed, treated or recycled. In particular, we have a potential liability under the United States Federal Comprehensive Environmental Response, Compensation, and Liability Act of 1980, as amended, commonly known as Superfund, the United States Resource Conservation and Recovery Act, and related state laws, or regulatory requirements in other jurisdictions, or through obligations retained by contractual agreements for investigation and cleanup costs. At many of these sites, numerous companies, including us, or one of our predecessor companies, have been notified that the Environmental Protection Agency or EPA, state governing body or private individuals consider such companies to be potentially responsible parties under Superfund or related laws. The proceedings relating to these sites are in various stages. The cleanup process has not been completed at most sites. We regularly review the liabilities for these sites and accrue our best estimate of our ultimate liability for investigation or cleanup costs, but, due to the many variables involved in such estimation, the ultimate liability may vary from these estimates.

Our wholly-owned subsidiary, InfraServ Verwaltungs GmbH, is the general partner of the InfraServ companies that provide on-site general and administrative services at German sites in Frankfurt am Main-Hoechst, Gendorf, Huerth-Knapsack, Wiesbaden, Oberhausen and Kelsterbach. Producers at the sites, including our subsidiaries, are owners of limited partnership interests in the respective InfraServ companies. The InfraServ companies are liable for any residual contamination and other pollution because they own the real estate on which the individual facilities operate. In addition, Hoechst, as the responsible party under German public law, is liable to third parties for all environmental damage that occurred while it was still the owner of the plants and real estate. However, the InfraServ companies have agreed to indemnify Hoechst from any environmental liability arising out of or in connection with environmental pollution of any InfraServ site. The partnership agreements provide that, as between the limited partners, each limited partner is responsible for any contamination caused predominantly by such partner. The limited partners have also undertaken to indemnify Hoechst against such liabilities. Any liability that cannot be attributed to an InfraServ partner and for which no third party is responsible, is required to be borne by the InfraServ company in question. In view of this potential obligation to eliminate residual contamination, the InfraServ companies in which we have an interest have recorded provisions totaling approximately \$81 million as of December 31, 2004. If the InfraServ companies default on their respective indemnification

obligations to eliminate residual contamination, the limited partners in the InfraServ companies have agreed to fund such liabilities, subject to a number of limitations. To the extent that any liabilities are not satisfied by either the InfraServ companies or the limited partners, these liabilities are to be borne by us in accordance with the demerger agreement.

As between Hoechst and CAG, Hoechst has agreed to indemnify CAG for two-thirds of these demerged residual liabilities. Likewise, in some circumstances CAG could be responsible for the elimination of residual contamination on a few sites that were not transferred to Infracerv companies, in which case Hoechst must reimburse CAG for two-thirds of any costs so incurred.

Some of our facilities in Germany are over 100 years old, and there may be significant contamination at these facilities. Provisions are not recorded for potential soil or groundwater contamination liability at facilities still under operation, as German law does not currently require owners or operators to investigate and remedy soil or groundwater contamination until the facility is closed and dismantled, unless the authorities otherwise direct. However, soil or groundwater contamination known to the owner or operator must be remedied if such contamination is likely to have an adverse effect on the public. If we were to terminate operations at one of our facilities or if German law were changed to require such removal or clean up, the cost could be material to us. We cannot accurately determine the ultimate potential liability for investigation and clean up at such sites. We adjust provisions as new remedial commitments are made. See notes 4 and 19 to the Consolidated Financial Statements.

In the demerger agreement between Hoechst and CAG, CAG agreed to indemnify Hoechst against environmental liabilities for environmental contamination that could arise under some divestiture agreements regarding chemical businesses, participations or assets located in Germany, the U.S. and other countries that were entered into by Hoechst prior to the demerger. CAG and Hoechst have agreed that CAG will indemnify Hoechst against those liabilities up to an amount of €250 million (approximately \$340 million). Hoechst will bear those liabilities exceeding €250 million (approximately \$340 million), but CAG will reimburse Hoechst for one-third of those liabilities for amounts that exceed €750 million (approximately \$1,022 million). CAG has made payments through June 30, 2005 of \$39 million for environmental contamination liabilities in connection with the divestiture agreements. As of June 30, 2005, CAG has reserves of approximately \$36 million for this contingency and may be required to record additional reserves in the future. See Notes 19 and 27 to the Consolidated Financial Statements.

As of June 30, 2005, the estimated range for remediation costs is between \$100 million and \$129 million, with the best estimate of \$129 million. Future findings or changes in estimates could have a material effect on the recorded reserves and Celanese's cash flows. As of December 31, 2004 and December 31, 2003, we had reserves of \$143 million and \$159 million, respectively, for environmental matters worldwide. We regularly review the liabilities for these sites and have accrued our best estimate of an ultimate liability for investigation or cleanup costs, but, due to many variables involved in such estimation, the ultimate liability may vary from these estimates.

Export Control Regulation

From time to time, certain of our foreign subsidiaries have made sales of acetate, sweeteners and polymer products to countries that are or have previously been subject to sanctions and embargoes imposed by the U.S. government and the United Nations. These countries include Iran, Sudan and Syria, three countries currently identified by the U.S. State Department as terrorist-sponsoring states, and other countries that previously have been identified by the U.S. State Department as terrorist-sponsoring states, or countries sales to which have been regulated in connection with other foreign policy concerns.

Further, approximately \$10 million of the sales to Iran and Syria described in the immediately preceding paragraph may be in violation of regulations of the United States Treasury Department's Office of Foreign Assets Control, or OFAC, or the United States Department of Commerce's Bureau of Industry and Security. In addition, we have recently discovered that two of our foreign subsidiaries made approximately \$180,000 of sales of emulsions to Cuba which were apparently in violation of

We have informed the U.S. Treasury Department and the U.S. Department of Commerce of both of these matters and are currently engaged in preliminary discussions with the Departments. Our inquiry into these transactions is continuing and the Departments' review of this matter is in a very preliminary stage. See "Risk Factors—Risks Related to Our Business—We are an international company and are exposed to general economic, political and regulatory conditions and risks in the countries in which we have significant operations."

Organizational Structure

Significant Subsidiaries

We operate our global businesses through subsidiaries in Europe, North America and Asia, all of which are owned indirectly through a series of holding companies. Our European and Asian subsidiaries, including Celanese Chemicals Europe GmbH, Ticona GmbH, Nutrinova Nutrition Specialties & Food Ingredients GmbH, and Celanese Singapore Pte., Ltd., are owned indirectly by CAG. In North America, many of the businesses are consolidated under CAC which, through its wholly-owned subsidiary, CNA Holdings, Inc., directly or indirectly owns the North American operating companies. These include Celanese Ltd., Ticona Polymers, Inc., Celanese Acetate LLC, and Grupo Celanese S.A.

Employees

As of June 30, 2005, we had approximately 8,575 employees worldwide from continuing operations, compared to 9,100 as of December 31, 2004. This represents a decrease of approximately 6 percent. The following table sets forth the approximate number of employees on a continuing basis as of December 31, 2004, 2003, and 2002.

	Employees as of December 31,		
	2004	2003	2002
North America	5,500	5,600	6,300
thereof USA	4,000	4,000	4,600
thereof Canada	400	400	500
thereof Mexico	1,100	1,200	1,200
Europe	3,300	3,600	3,900
thereof Germany	3,000	3,000	2,800
Asia	200	200	200
Rest of World	100	100	100
Total Employees	9,100	9,500	10,500

Many of our employees are unionized, particularly in Germany, Canada, Mexico, Brazil, Belgium and France. However, in the United States, less than one quarter of our employees are unionized. Moreover, in Germany and France, wages and general working conditions are often the subject of centrally negotiated collective bargaining agreements. Within the limits established by these agreements, our various subsidiaries negotiate directly with the unions and other labor organizations, such as workers' councils, representing the employees. Collective bargaining agreements between the German chemical employers associations and unions relating to a remuneration typically have a term of one year, while in the United States a three year term for collective bargaining agreements is typical. We offer comprehensive benefit plans for employees and their families and believe our relations with employees are satisfactory.

Description of Property

As of June 30, 2005, we had numerous production and manufacturing facilities throughout the world. We also own or lease other properties, including office buildings, warehouses, pipelines, research and development facilities and sales offices. We continuously review and evaluate our

facilities as a part of our strategy to optimize our business portfolio. The following table sets forth a list of our principal production and other facilities throughout the world as of June 30, 2005.

<u>Site</u>	<u>Leased/Owned</u>	<u>Products/Functions</u>
Corporate Offices		
Dallas, Texas, USA	Leased	Corporate headquarters
Kronberg/Taunus, Germany	Leased	Administrative offices
Bedminster, New Jersey, USA	Leased	Administrative offices ⁽¹⁾
Chemical Products		
Bay City, Texas, USA	Owned	Butyl acetate Iso-butylacetate Propylacetate Vinyl acetate monomer Carboxylic acids n/i-Butyraldehyde Butyl alcohols Propionaldehyde, Propyl alcohol
Bishop, Texas, USA	Owned	Formaldehyde Methanol Pentaerythritol Polyols
Boucherville, Quebec, Canada	Owned	Conventional emulsions
Calvert City, Kentucky, USA	Owned	Polyvinyl alcohol
Cangrejera, Veracruz, Mexico	Owned	Acetic anhydride Acetone derivatives Ethyl acetate Vinyl acetate monomer Methyl amines
Clear Lake, Texas, USA	Owned	Acetic acid Vinyl acetate monomer
Edmonton, Alberta, Canada ⁽²⁾	Owned	Methanol
Enoree, South Carolina, USA	Owned	Conventional emulsions Vinyl acetate ethylene emulsions
Frankfurt am Main, Germany	Owned by InfraServ GmbH & Co. Hoechst KG, in which CAG holds a 31.2 percent limited partnership interest	Acetaldehyde Butyl acetate Conventional emulsions Vinyl acetate ethylene emulsions Vinyl acetate monomer
Geleen, Netherlands	Owned	Vinyl acetate ethylene emulsions Conventional emulsions Vinyl acetate ethylene emulsions
Meredosia, Illinois, USA	Owned	Vinyl acetate ethylene emulsions
Oberhausen, Germany	Owned by InfraServ GmbH &	Amines

	Co. Oberhausen KG, in which CAG holds an 84.0 percent limited partnership interest	Carboxylic Acids Neopentyl Glycols
Pampa, Texas, USA	Owned	Acetic acid Acetic anhydride Ethyl acetate
Pasadena, Texas, USA	Owned	Polyvinyl alcohol

Site	Leased/Owned	Products/Functions
Jurong Island, Singapore	Owned	Acetic acid Butyl acetate Ethyl acetate Vinyl acetate monomer
Koper, Slovenia	Owned	Conventional emulsions
Tarragona, Spain	Owned by Complejo Industrial Taqsa AIE, in which CAG holds a 15.0 percent share	Vinyl acetate monomer
Tarragona, Spain	Owned	Vinyl acetate ethylene emulsions
Tarragona, Spain	Leased	Conventional emulsions
Perstorp, Sweden	Owned	Conventional emulsions Vinyl acetate ethylene emulsions
Warrington, UK	Owned	Conventional emulsions Vinyl acetate ethylene emulsions
Acetate Products		
Lanaken, Belgium	Owned	Tow
Narrows, Virginia, USA	Owned	Tow, Flake
Ocotlan, Jalisco, Mexico ⁽³⁾	Owned	Tow, Flake
Technical Polymers Ticona		
Auburn Hills, Michigan, USA	Leased	Automotive Development Center
Bishop, Texas, USA	Owned	PE-UHMW (GUR) Polyacetal products (Celcon) Compounding
Florence, Kentucky, USA	Owned	Compounding

Kelsterbach, Germany	Owned by InfraServ GmbH & Co. Kelsterbach KG, in which CAG holds a 100.0% limited partnership interest	Polyacetal products (Hostaform) Compounding LFT (Celstran)
Oberhausen, Germany	Owned by InfraServ GmbH & Co. Oberhausen KG, in which CAG holds an 84.0% limited partnership interest	PE-UHMW (GUR)
Shelby, North Carolina, USA	Owned	LCP PBT and PET (Celanex) Compounding
Wilmington, North Carolina, USA	Owned by Fortron Industries, a non-consolidated venture, in which we have a 50% interest, except for adjacent administrative office space which is leased by the venture.	PPS (Fortron)
Winona, Minnesota, USA	Owned	LFT (Celstran)

Performance Products

Frankfurt am Main, Germany	Owned by InfraServ GmbH & Co. Hoechst KG, in which CAG holds a 31.2% limited partnership interest	Sorbates Sunett
----------------------------	---	--------------------



- (1) In May 2005, we announced our intention to close the Bedminster, New Jersey administrative offices and relocate the functions there to Dallas, Texas.
- (2) In August 2005, we announced the shutdown of the Edmonton methanol unit.
- (3) Flake production at Ocotlan was recommissioned in the first quarter of 2005.

As a result of the Acetex acquisition, which occurred in July 2005, we also have plants in France, Spain and Canada.

Polyplastics has its principal production facilities in Japan, Taiwan and Malaysia. Korea Engineering Plastics has its principal production facilities in South Korea. Our Chemical Products segment has ventures with manufacturing facilities in Saudi Arabia and Germany and its Acetate Products segment has three ventures with production facilities in China.

During the nine months ended December 31, 2004, the Successor and its consolidated subsidiaries, in the aggregate, had capital expenditures for the expansion and modernization of production, manufacturing, research and administrative facilities of \$166 million. During the three months ended March 31, 2004, the Predecessor and its consolidated subsidiaries, in the aggregate, had capital expenditures for the expansion and modernization of production, manufacturing, research and administrative facilities of \$44 million. In 2003 and 2002, these expenditures amounted to \$211 million and \$203 million, respectively. We believe that our current facilities and those of our consolidated subsidiaries are adequate to meet the requirements of our present and foreseeable future operations. We continue to review our capacity requirements as part of our strategy to maximize our global manufacturing efficiency.

For information on environmental issues associated with our properties, see "Business—Environmental and Other Regulation" and "Management's Discussion and Analysis of Financial Condition and Results of Operations—Liquidity and Capital Resources—Environmental Matters." Additional information with respect to

our property, plant and equipment, and leases is contained in Notes 12 and 25 to the Consolidated Financial Statements.

Legal Proceedings

We are involved in a number of legal proceedings, lawsuits and claims incidental to the normal conduct of our business, relating to such matters as product liability, premises liability, antitrust, past waste disposal practices and release of chemicals into the environment. While it is impossible at this time to determine with certainty the ultimate outcome of these proceedings, lawsuits and claims, management believes that adequate provisions have been made and that the ultimate outcomes will not have a material adverse effect on our financial position, but may have a material adverse effect on the results of operations or cash flows in any given accounting period. See also Note 27 to the Consolidated Financial Statements and Note 12 to the Unaudited Interim Consolidated Financial Statements.

Plumbing Actions

CNA Holdings, Inc. ("CNA Holdings"), a U.S. subsidiary of Celanese Corporation, which included the U.S. business now conducted by the Ticona segment, along with Shell Oil Company ("Shell"), DuPont and others, has been a defendant in a series of lawsuits, including a number of class actions, alleging that plastics manufactured by these companies that were utilized in the production of plumbing systems for residential property were defective or caused such plumbing systems to fail. Based on, among other things, the findings of outside experts and the successful use of Ticona's acetal copolymer in similar applications, CNA Holdings does not believe Ticona's acetal copolymer was defective or caused the plumbing systems to fail. In many cases CNA Holdings' exposure may be limited by invocation of the statute of limitations since CNA Holdings ceased selling the resin for use in the plumbing systems in site built homes during 1986 and in manufactured homes during 1990.

CNA Holdings has been named a defendant in ten putative class actions, further described below, as well as a defendant in other non-class actions filed in ten states, the U.S. Virgin Islands, and Canada. In these actions, the plaintiffs typically have sought recovery for alleged property damages

and, in some cases, additional damages under the Texas Deceptive Trade Practices Act or similar type statutes. Damage amounts have not been specified.

Developments under these matters are as follows:

- *Dilday, et al. v. Hoechst Celanese Corporation, et al.—Weakley County, Tennessee 27th Judicial Chancery Court.* Class certification of recreational vehicle owners was denied in July 2001, and cases are proceeding on an individual basis.
- *Shelter General Insurance Co., et al. v. Shell Oil Company, et al.—Weakley County, Tennessee Chancery Court.* In April 2000, the U.S. District Court for the District of New Jersey denied class certification for a putative class action (of insurance companies with respect to subrogation claims). The plaintiffs' appeal to the Third Circuit Court of Appeals was denied in July 2000, and the case was subsequently dismissed. In September 2000, a similar putative class action seeking certification of the same class that was denied in the New Jersey matter was filed in Tennessee state court. The Tennessee court denied certification in March 2002, and plaintiffs are attempting an appeal. Cases are continuing on an individual basis.
- *Tom Tranter v. Shell Oil Company, et al.—Ontario Court, General Division; Garipey, et al. v. Shell Oil Company, et al.—Ontario Court, General Division.* These matters, which the Court consolidated, were denied class certification, and the plaintiffs' appeal was also denied. The lawsuits are now proceeding individually. Dupont and Shell have each settled these matters, as well as the *Couture* and *Furlan* matters below. Their settlement agreements have been approved by the Court. We are the only defendant remaining in this lawsuit.

Richard Couture, et al. v. Shell Oil Company, et al.—*Superior Court, Providence of Quebec; Furlan v. Shell Oil Company, et al.*—*British Columbia Supreme Court, Vancouver Registry*. Dupont and Shell have each settled these matters, as noted above. CNA Holdings is the only defendant remaining in these lawsuits. They had been "on hold" pending the outcome of the appeal in the *Tranter* and *Gariepy* matters above, as in Canadian practice, Ontario tends to be the "lead jurisdiction" in such cases. Since the denial of the *Tranter* and *Gariepy* appeal, the *Couture* and *Furlan* matters may proceed.

- *Howard, et al. v. Shell Oil Company, et al.*—*9th Judicial Circuit Court of Common Pleas, Charleston County, South Carolina; Viera, et al. v. Hoechst Celanese Corporation, et al.*—*11th Judicial Circuit Court, Dade County, Florida; Fry, et al. v. Hoechst Celanese Chemical Group, Inc., et al.*—*5th Judicial Circuit Court, Marion County, Florida*. Certification has been denied in these putative class actions pending in South Carolina and Florida state courts. The Plaintiff's petition to appeal the *Howard* matter to the United States Supreme Court was denied in late September 2004, and CNA Holdings' motion to dismiss has been granted. Although plaintiffs in *Viera* and *Fry* subsequently sought to bring actions individually, they were dismissed, and their appeal was denied.

166

- *St. Croix Ltd., et al. v. Shell Oil Company, et al.*—*Virgin Islands Territorial Court, St. Croix Division*. The court in a putative class action denied certification to a U.S. territories-wide class and dismissed CNA Holdings on jurisdictional grounds. Plaintiffs are seeking reconsideration of those rulings.

In order to reduce litigation expenses and to provide relief to qualifying homeowners, in November 1995, CNA Holdings, DuPont and Shell Oil Company entered into national class action settlements, which have been approved by the courts. The settlements call for the replacement of plumbing systems of claimants who have had qualifying leaks, as well as reimbursements for certain leak damage. Furthermore, the three companies have agreed to fund these replacements and reimbursements up to \$950 million. As of June 30, 2005, the funding is \$1,073 million due to additional contributions and funding commitments made primarily by other parties. There are approximately ten additional pending lawsuits not discussed herein; however, these cases do not involve (either individually or in the aggregate) a large number of homes, and management does not expect the obligations arising from these lawsuits to have a material adverse effect on the Company.

In 1995, CNA Holdings and Shell Oil Company settled the claims relating to individuals in Texas owning a total of 110,000 property units, who are represented by a Texas law firm, for an amount that will not exceed \$170 million. These claimants are also eligible for a replumb of their homes in accordance with terms similar to those of the national class action settlement. CNA Holdings' and Shell Oil Company's contributions under this settlement were subject to allocation as determined by binding arbitration.

In addition, a lawsuit filed in November 1989 in Delaware Chancery Court, between CNA Holdings and various of its insurance companies relating to all claims incurred and to be incurred for the product liability exposure led to a partial declaratory judgment in CNA Holdings' favor. As a result, settlements have been reached with a majority of CNA Holdings' insurers specifying their responsibility for these claims. In February 2005, CNA Holdings reached a settlement agreement through mediation with another insurer, pursuant to which the insurer paid CNA Holdings \$44 million in exchange for the release of certain claims against the policy with the insurer. This amount was recorded as a reduction of goodwill as of December 31, 2004 and was received during the six months ended June 30, 2005.

Management believes that the plumbing actions are adequately provided for in the Company's financial statements and that they will not have a material adverse effect on our financial position. However, if we were to incur an additional charge for this matter, such a charge would not be expected to have a material adverse effect on our financial position, but may have a material adverse effect on our results of operations or cash flows in any given accounting period. No assurance can be given that our litigation reserves will be adequate or that we will fully recover claims under our insurance policies.

Sorbates Antitrust Actions

In May 2002, the European Commission informed Hoechst of its intent to investigate officially the sorbates industry. In early January 2003, the European Commission served Hoechst, Nutrinova, Inc., a U.S. subsidiary of Nutrinova Nutrition Specialties & Food Ingredients GmbH, previously a wholly owned subsidiary of Hoechst,

and a number of competitors with a statement of objections alleging unlawful, anticompetitive behavior affecting the European sorbates market. In October 2003, the European Commission ruled that Hoechst, Chisso Corporation, Daicel Chemical Industries Ltd., The Nippon Synthetic Chemical Industry Co. Ltd. and Ueno Fine Chemicals Industry Ltd. operated a cartel in the European sorbates market between 1979 and 1996. The European Commission imposed a total fine of €138.4million, of which €99 million was assessed against Hoechst. The case against Nutrinova was closed. The fine against Hoechst is based on the European Commission's finding that Hoechst does not qualify under the leniency policy, is a repeat violator and, together with Daicel, was a co-conspirator. In Hoechst's favor, the European Commission gave a discount for cooperating in the investigation. Hoechst appealed the European Commission's decision in December 2003, and that appeal is still pending.

In addition, several civil antitrust actions by sorbates customers, seeking monetary damages and other relief for alleged conduct involving the sorbates industry, have been filed in U.S. state and federal courts naming Hoechst, Nutrinova, and our other subsidiaries, as well as other sorbates manufacturers, as defendants. Many of these actions have been settled and dismissed by the court. One private action, *Kerr v. Eastman Chemical Co. et al.*, previously pending in the Superior Court of New Jersey, Law Division, Gloucester County was dismissed for failure to prosecute. The plaintiff alleged violations of the New Jersey Antitrust Act and the New Jersey Consumer Fraud Act and sought unspecified damages. The only other private action that had still been pending, *Freeman v. Daicel*, has been dismissed. The plaintiffs lost their appeal to the Supreme Court of Tennessee in August 2005 and has since filed a motion for leave.

In July 2001, Hoechst and Nutrinova entered into an agreement with the Attorneys General of 33 states, pursuant to which the statutes of limitations were tolled pending the states' investigations. This agreement expired in July 2003. Since October 2002, the Attorneys General for several states filed suit on behalf of indirect purchasers in their respective states, all of which have been either settled or dismissed, except as noted below. The Nevada action has been dismissed as to Hoechst, Nutrinova and CAG, and a motion for reconsideration was denied. The New York action, *New York v. Daicel Chemical Industries Ltd., et al.*, which was pending in the New York State Supreme Court, New York County, was dismissed in August 2005; however, it is still subject to appeal. In January 2005, Hoechst, Nutrinova, and other subsidiaries, as well as other sorbates manufacturers entered into a settlement agreement with the Attorneys General of Connecticut, Florida, Hawaii, Maryland, South Carolina, Oregon and Washington before those states filed suit. Pursuant to the terms of the settlement agreement, the defendants agreed to refrain from engaging in anticompetitive conduct with respect to the sale or distribution of sorbates and to pay an immaterial amount to the states in satisfaction of all released claims.

Although the outcome of the remaining foregoing proceedings and claims cannot be predicted with certainty, we believe that any resulting liabilities, net of amounts recoverable from Hoechst, will not, in the aggregate, have a material adverse effect on our financial position, but may have a material adverse effect on the results of operations or cash flows in any given period. In the demerger agreement, Hoechst agreed to pay 80 percent of liabilities that may arise from the government investigation and the civil antitrust actions related to the sorbates industry.

Acetic Acid Patent Infringement Matters

Celanese International Corporation v. China Petrochemical Development Corporation—Taiwan Kaohsiung District Court. On February 7, 2001, Celanese International Corporation filed a private criminal action for patent infringement against China Petrochemical Development Corporation, or CPDC, alleging that CPDC infringed Celanese International Corporation's patent covering the manufacture of acetic acid. This criminal action was subsequently converted to a civil action alleging damages against CPDC based on a period of infringement of five years, 1996-2000, and based on CPDC's own data and as reported to the Taiwanese securities and exchange commission. Celanese International Corporation's patent was held valid by the Taiwanese patent office. On August 31, 2005, a Taiwanese court held that CPDC infringed Celanese International Corporation's acetic acid patent and awarded Celanese International Corporation approximately \$28 million for the period of 1995 through 1999. This judgement is still subject to appeal.

Shareholder Litigation

During August 2004, the following nine actions were brought by minority shareholders against CAG in the Frankfurt District Court (*Landgericht*), all of which were consolidated in September 2004:

- *Mayer v. Celanese AG*
- *Knoesel v. Celanese AG*
- *Allerthal Werke AG and Dipl.-Hdl. Christa Götz v. Celanese AG*
- *Carthago Value Invest AG v. Celanese AG*
- *Prof. Dr. Ekkehard Wenger v. Celanese AG*

-
- *Jens-Uwe Penquitt & Claus Deiniger Vermögensverwaltung GbR v. Celanese AG*
 - *Dr. Leonhard Knoll v. Celanese AG*
 - *B.E.M. Börseninformations- und Effektenmanagement GmbH v. Celanese AG*
 - *Protagon Capital GmbH v. Celanese AG*

Several minority shareholders have joined these proceedings via a third party intervention in support of the plaintiffs. The Purchaser has joined the proceedings via a third party intervention in support of CAG.

Among other things, these actions request the court to set aside shareholder resolutions passed at the extraordinary general meeting held on July 30 and 31, 2004 based on allegations that include the alleged violation of procedural requirements and information rights of the shareholders.

In a related matter, twenty-seven minority shareholders filed lawsuits in May and June of 2005 in the Frankfurt District Court (*Landgericht*) contesting the shareholder resolutions passed at the annual general meeting held on May 19 and 20, 2005, which confirmed the resolutions passed at the July 30 and 31, 2004 extraordinary general meeting. In conjunction with a settlement reached with two shareholders in August 2005, two of the contestation lawsuits were withdrawn. In May and June 2005, Celanese AG was served in three actions filed in the Frankfurt District Court (*Landgericht*), requesting that the court declare some or all of the shareholder resolutions passed at the extraordinary general meeting on July 30 and 31, 2004 null and void (*Nichtigkeitsklage*), based on allegations that certain formal requirements necessary in connection with the invitation to the extraordinary general meeting had been violated. The Frankfurt District Court (*Landgericht*) has suspended the proceedings regarding the resolutions passed at the July 30 and 31, 2004 extraordinary general meeting described above as long as the lawsuits contesting the confirmatory resolutions are pending.

Further, on August 2, 2004, two minority shareholders instituted public register proceedings with the Königstein local court (*Amtsgericht*) and the Frankfurt district court, both with a view to have the registration of the Domination Agreement in the Commercial Register deleted (*Amtslöschungsverfahren*). These actions are based on an alleged violation of procedural requirements at the extraordinary general meeting, an alleged undercapitalization of the Purchaser and Blackstone and an alleged misuse of discretion by the competent court with respect to the registration of the Domination Agreement in the Commercial Register. In April 2005, the court of appeals rejected the demand by one shareholder for injunctive relief, and in June 2005 the Frankfurt District Court (*Landgericht*) ruled that it does not have jurisdiction over this matter. The claims in the Königstein Local Court (*Amtsgericht*) are still pending.

Based upon information available as of the date of this prospectus, the outcome of the foregoing proceedings cannot be predicted with certainty. Except for certain challenges on limited grounds, the time period to bring forward challenges (*Anfechtungsklagen*) has expired.

The amounts of the fair cash compensation (*Abfindung*) and of the guaranteed fixed annual payment (*Ausgleich*) offered under the Domination Agreement may be increased in special award proceedings (*Spruchverfahren*) initiated by minority shareholders, which may further reduce the funds the Purchaser can otherwise make available to us. As of the date of this prospectus, several minority shareholders of CAG had initiated special award proceedings seeking court's review of the amounts of the fair cash compensation (*Abfindung*) and of the guaranteed fixed annual payment (*Ausgleich*) offered under the Domination Agreement. As a result of these proceedings, the amount of the fair cash consideration and the guaranteed fixed annual payment offered under the Domination Agreement could be increased by the court so that all minority shareholders, including those who have already tendered their shares into the mandatory offer and have received the fair cash compensation, could claim the respective higher amounts. This could reduce the funds the Purchaser can make available to Celanese Corporation and its subsidiaries and, accordingly, diminish our ability to make payments on our indebtedness. However, the court dismissed all of these proceedings in March 2005 on the grounds of inadmissibility. The dismissal has been appealed.

In February 2005, a minority shareholder also brought a lawsuit against the Purchaser, as well as a former

in the Frankfurt District Court. Among other things, this action seeks to unwind the tender of the plaintiff's shares in the Tender Offer and seeks compensation for damages suffered as a consequence of tendering shares in the Tender Offer. The court ruled against the plaintiff in this matter in June 2005. The plaintiff appealed this decision with respect to the Purchaser and the former member of the CAG board of management; however, with respect to the former member of the CAG supervisory board, the plaintiff has withdrawn his appeal.

Based upon the information as available, the outcome of the foregoing proceedings cannot be predicted with certainty.

Other Matters

As of October 26, 2005, Celanese Ltd. and/or CNA Holdings, Inc., both our U.S. subsidiaries, are defendants in approximately 680 asbestos cases. Because many of these cases involve numerous plaintiffs, we are subject to claims significantly in excess of the number of actual cases. We have reserves for defense costs related to claims arising from these matters. We believe we do not have any significant exposure in these matters.

MANAGEMENT

Set forth below are the names, ages and current positions, as of October 26, 2005, of the present executive officers and directors of Celanese Corporation.

Name	Age	Position
David N. Weidman	50	Chief Executive Officer, President and Director
John J. Gallagher III	41	Executive Vice President and Chief Financial Officer
Lyndon B. Cole	53	Executive Vice President and President of Ticona
Andreas Pohlmann	47	Executive Vice President and Chief Administrative Officer
Steven M. Sterin	34	Vice President and Controller (Principal Accounting Officer)
David Loeser	51	Senior Vice President, Human Resources and Communications
Curtis S. Shaw	56	Executive Vice President, General Counsel and Corporate Secretary
Chinh E. Chu	38	Chairman of the Board of Directors
John M. Ballbach	45	Director
James Barlett	61	Director
Benjamin J. Jenkins	34	Director
William H. Joyce	69	Director
Anjan Mukherjee	31	Director
Paul H. O'Neill	69	Director
Hanns Ostmeier	45	Director
James A. Quella	55	Director
Daniel S. Sanders	66	Director

David N. Weidman has been Chief Executive Officer and President of Celanese Corporation and a member of the Board of Directors since December 2004. Until October 31, 2004 Mr. Weidman was a member of the board of management of CAG and served as its Vice Chairman since September 23, 2003 and CAG's chief operating officer since January 1, 2002. He joined CAG as the chief executive officer of Celanese Chemicals on September 1, 2000. Before joining CAG, he was a member of Honeywell/Allied Signal's corporate executive council and the president of its performance polymers business since 1998. Mr. Weidman joined Allied Signal in 1994 as vice president and general manager of performance additives and became president and general manager of fluorine products in 1995. Mr. Weidman began his career in the chemical industry with American Cyanamid in 1980, serving as vice president and general manager of its fibers division from 1990 to 1994, as vice president and general manager of Cyanamid Canada from 1989 to 1990, and as managing director of Cyanamid Nordiska in Stockholm, Sweden from 1987 to 1989. He is also a board member of the American Chemistry Council and the National Advisory Council of the Marriott School of Management, and is the Honorary Treasurer of the Society of Chemical Industry.

John J. Gallagher III has been Executive Vice President and Chief Financial Officer of Celanese Corporation since August 2005. Mr. Gallagher joined our company from Great Lakes Chemical

Corporation, where he had been chief executive officer since November 2004 and previously senior vice president and chief financial officer since May 2001. Prior to that, Mr. Gallagher was vice president and chief financial officer at UOP LLC, a global joint venture of the Dow Chemical Company and Honeywell International, since December 1999.

Dr. Lyndon Cole has been Executive Vice President of Celanese Corporation since December 2004. Since April 1, 2003 he has also been President of the Ticona business. Currently, he is Vice Chairman of CAG's board of management, of which Dr. Cole has been a member since September 23, 2003. He has been the head of the Celanese AG Growth and Excellence Council since April 1, 2003. Dr. Cole joined CAG in March of 2002 as president of Celanese Chemicals. From 1998 to 2001, he had been chief executive officer of United Kingdom based Elementis PLC, a global specialty chemicals company. Prior to joining Elementis, he was general manager of Global Structured Products for GE Plastics from 1990 to 1998 and previously held general management and commercial positions with GE Plastics, Dow Chemicals Europe and ICI.

Dr. Andreas Pohlmann has been Executive Vice President and Chief Administrative Officer of Celanese Corporation since December 2004. Dr. Pohlmann also served as Secretary of Celanese Corporation between December 2004 and April 2005. Since November 1, 2004, he has been Chairman of CAG's board of management. Before that he had been appointed Chief Administrative Officer and a member of the board of management of CAG since October 22, 2002 and has served as CAG's Vice President and Corporate Secretary since October 1999, and as managing director of Celanese Ventures since February 2002. In his ten years at Hoechst, Dr. Pohlmann, an attorney, held various positions of increasing responsibility in the Corporate Law, Corporate Public and Governmental Affairs, and Corporate Controlling and Development departments, ultimately serving as Hoechst AG's Corporate Secretary from 1996 to 1999. He is also a member of the supervisory board of the Pensionskasse der Mitarbeiter der Hoechst-Gruppe VVaG (German pension fund for employees of the Hoechst Group).

Steven M. Sterin has been Vice President, Controller and Principal Accounting Officer of Celanese Corporation since September 2005. Mr. Sterin joined Celanese in 2003 as Director of Finance for Celanese Chemicals. He was named controller of Celanese Chemicals in 2004. Prior to joining Celanese, Mr. Sterin was with Reichhold, Inc., where he served as treasurer from 2000 to 2001 and later as vice president of finance, coating resins from 2001 to 2003. From 1997 to 2001, Mr. Sterin held a variety of leadership positions in the finance organization of Reichhold, Inc., a subsidiary of Dainippon Ink and Chemicals, Incorporated. Prior to joining Reichhold, Inc., Mr. Sterin began his career at Price Waterhouse LLP, currently known as PricewaterhouseCoopers LLP.

David Loeser has been our Senior Vice President of Human Resources and Communications since April 2005. From 1999 until 2005, Mr. Loeser was senior vice president of human resources for CompuCom Systems, Inc. Mr. Loeser was with Quaker State Corporation from 1995 through 1998 and served as senior vice president of human resources.

Curtis S. Shaw has been our Executive Vice President, General Counsel and Corporate Secretary since September 2005. Mr. Shaw joined the Company in April 2005 as Executive Vice President, General Counsel

(Americas) and Corporate Secretary. Prior to joining the Company, Mr. Shaw was the executive vice president, general counsel and secretary at Charter Communications, Inc., since 2003. Mr. Shaw joined Charter Investments in 1997 as senior vice president, general counsel and secretary.

Chinh E. Chu has been Chairman of the Board of Directors of Celanese Corporation since December 2004. Mr. Chu has been a member of our Board of Directors since November 2004. He is a senior managing director of The Blackstone Group, which he joined in 1990. Mr. Chu currently serves on the boards of directors of Nalco Holding Company and Graham Packaging Co. Mr. Chu also serves on the supervisory board of CAG.

John M. Ballbach has been a member of the Board of Directors of Celanese Corporation since January 2005. Mr. Ballbach has been a private investor since April 2004, and president of Ballbach Consulting LLC since June 2004. Prior to that, he was an officer of The Valspar Corporation, and served as its president and chief operating officer from 2002 until January 2004. From 2000 to 2002,

Mr. Ballbach served as the senior vice president of EPS, a color corporation and operations division of The Valspar Corporation. Mr. Ballbach joined The Valspar Corporation in 1990 and was its group vice president, packaging, since 1998. He is a vice chair of the Urban Ventures Leadership Foundation.

James Barlett has been a member of the Board of Directors of Celanese Corporation since December 2004. He is vice chairman of TeleTech Holdings, Inc. since October 2001. Mr. Barlett was elected to TeleTech Holdings Inc.'s board of directors in February 2000. He previously served as the chairman, president, and chief executive officer of Galileo International, Inc. Prior to joining Galileo, Mr. Barlett served as executive vice president for MasterCard International Corporation and was executive vice president for NBD Bancorp. Mr. Barlett serves as a director of TeleTech Holdings, Inc. and Korn/Ferry International and is also a member of Korn/Ferry International's audit committee.

Benjamin J. Jenkins has been a member of the Board of Directors of Celanese Corporation since November 2004. He is a principal of The Blackstone Group, which he joined in 1999. Prior to that, Mr. Jenkins was an associate at Saunders Karp & Megrue and worked in the Mergers and Acquisitions Department at Morgan Stanley & Co. Mr. Jenkins holds a B.A. in Economics from Stanford University and an M.B.A. from Harvard Business School. Mr. Jenkins currently serves on the board of directors of Axtel S.A. de C.V. and Vanguard Health Systems and on the supervisory board of CAG.

Dr. William H. Joyce has been a member of the Board of Directors of Celanese Corporation since December 2004. He is chairman and chief executive officer of Nalco Holding Company since November 2003. Prior to that, Dr. Joyce was chairman and chief executive officer of Hercules Incorporated between May 2001 and November 2003 and had been chairman, president and chief executive officer of Union Carbide Corporation since 1996 through May 2001. Dr. Joyce has been a director of El Paso Corp. since May 2004 and is also a director of CVS Corporation. He serves as a trustee of the Universities Research Association, Inc. and Co-Chairman of the Government-University-Industry Research Roundtable of the National Academies.

Anjan Mukherjee has been a member of the Board of Directors of Celanese Corporation since November 2004. He is a principal of The Blackstone Group, which he joined in 2001. Prior to that, Mr. Mukherjee attended Harvard Business School where he received his master's degree in business administration in 2001. Mr. Mukherjee was with Thomas H. Lee Company from 1997 to 1999 where he was involved with the analysis and execution of private equity investments in a wide range of industries.

Paul H. O'Neill has been a member of the Board of Directors of Celanese Corporation since December 2004. Mr. O'Neill has been a special advisor at The Blackstone Group since March 2003. Prior to that, he served as U.S. Secretary of the Treasury during 2001 and 2002 and was chief executive officer of Alcoa Inc. from 1987 to 1999 and chairman of the board from 1987 to 2000. He currently also serves on the boards of directors of TRW Automotive Holdings Corp., Nalco Holding Company and Eastman Kodak Company.

Dr. Hanns Ostmeier has been a member of the Board of Directors of Celanese Corporation since December 2004. He is a senior managing director of The Blackstone Group. Before joining Blackstone in September 2003, Dr. Ostmeier worked for seven years with the European private equity group, BC Partners GmbH, leaving there in December 2002 as a managing director of their German advisory office in Hamburg. Dr. Ostmeier is a member of the supervisory board of CAG.

James A. Quella has been a member of the Board of Directors of Celanese Corporation since December

2004. He is a senior managing director and senior operating partner at The Blackstone Group. Prior to joining Blackstone in 2004, Mr. Quella was a managing director and senior operating partner with DLJ Merchant Banking Partners-CSFB Private Equity. Prior to that, Mr. Quella worked at Mercer Management Consulting and Strategic Planning Associates, its predecessor firm, where he served as a senior consultant to CEOs and senior management teams, and was co-vice chairman with shared responsibility for overall management of the firm. Mr. Quella currently also serves on boards of directors of Houghton-Mifflin and Allied Waste.

Daniel S. Sanders has been a member of the Board of Directors of Celanese Corporation since December 2004. He was president of ExxonMobil Chemical Company and vice president of

ExxonMobil Corporation since December 1999 until his retirement in August 2004. Prior to the merger of the two companies, Mr. Sanders served as president of Exxon Chemical since January 1999 and as its executive vice president since 1998. Mr. Sanders also serves as a director of Arch Chemicals Inc., Milliken and Co. and Nalco Holding Company, and is a member of Nalco's Audit Committee. Mr. Sanders is a member of the Council of Overseers of the Jesse H. Jones Graduate School of Management at Rice University, the Advisory Board of the University of South Carolina and Furman University and the Board of Governors of the Houston Grand Opera.

Each officer serves at the discretion of the board of directors and holds office until his or her successor is elected and qualified or until his or her earlier resignation or removal. There are no family relationships among any of the directors or executive officers of Celanese Corporation.

Composition of the Board of Directors

The board of directors of Celanese Corporation consists of eleven directors, including three independent directors.

The board of directors of Celanese Corporation is divided into three classes. The members of each class serve for a three-year term. Messrs. Ballbach, Barlett, Mukherjee and O'Neill serve in the class with a term expiring in 2006, Messrs. Chu, Jenkins, Joyce and Weidman serve in the class with a term expiring in 2007, and Messrs. Ostmeier, Quella, and Sanders serve in the class with a term expiring in 2008. At each annual meeting of the stockholders, a class of directors will be elected for a three-year term to succeed the directors of the same class whose terms are then expiring.

Whenever (1) dividends on any shares of the preferred stock of Celanese Corporation or any other class or series of stock ranking on a parity with the preferred stock with respect to the payment of dividends shall be in arrears for dividend periods, whether or not consecutive, containing in the aggregate a number of days equivalent to six calendar quarters, or (2) Celanese Corporation fails to pay the redemption price on the date shares of preferred stock are called for redemption (whether the redemption is pursuant to the optional redemption provisions or the redemption is in connection with a designated event) then, immediately prior to the next annual meeting of shareholders, the total number of directors constituting the entire board will automatically be increased by two and, in each case, the holders of shares of preferred stock (voting separately as a class with all other series of other preferred stock on parity with the preferred stock upon which like voting rights have been conferred and are exercisable) will be entitled to vote for the election of such directors at the next annual meeting of stockholders and each subsequent meeting until the redemption price or all dividends accumulated on the preferred stock have been fully paid or set aside for payment. Directors elected by the holders of the preferred stock shall not be divided into the classes of the board of directors and the term of office of all directors elected by the holders of preferred stock will terminate immediately upon the termination of the right of the holders of preferred stock to vote for directors and upon such termination the total number of directors constituting the entire board will automatically be reduced by two.

Under the terms of the shareholders' agreement between us and the Original Stockholders, certain of the Original Stockholders (other than BACI) that are affiliates of the Sponsor, are entitled to designate all nominees for election to our board of directors for so long as they hold at least 25% of the total voting power of our common stock. See "Certain Relationships and Related Party Transactions—New Arrangements—Shareholders' Agreement."

Celanese Corporation elected to avail itself of the "controlled company" exception under the New York Stock Exchange rules which eliminates the requirements that a company has a majority of independent directors on its board of directors and that its compensation and nominating and corporate governance committees be

composed entirely of independent directors.

Committees of the Board of Directors

The board of directors of Celanese Corporation has an executive committee, audit committee, a compensation committee and a nominating and corporate governance committee.

Executive Committee

The executive committee of Celanese Corporation consists of Messrs. Chu (Chairman), Jenkins and Weidman. The executive committee is responsible for exercising all of the powers of the board of directors during intervals between meetings, except for those powers delegated to other committees of the board of directors and powers which may not be delegated to a committee of the board of directors under Delaware law.

Audit Committee

The audit committee of Celanese Corporation consists of Messrs. Barlett (Chairman), Ballbach and Sanders, all of whom are independent. Mr. Barlett is the audit committee "financial expert" as such term is defined in Item 401(h) of Regulation S-K.

The audit committee is responsible for (1) the hiring or termination of independent auditors and approving any non-audit work performed by such auditor, (2) approving the overall scope of the audit, (3) assisting the board of directors in monitoring the integrity of our financial statements, the independent auditors' qualifications and independence, the performance of the independent auditors and our internal audit function and our compliance with legal and regulatory requirements, (4) annually reviewing an independent auditors' report describing the auditing firms' internal quality-control procedures, any material issues raised by the most recent internal quality-control review, or peer review, of the auditing firm, (5) discussing the annual audited financial and quarterly statements with management and the independent auditor, (6) discussing earnings press releases, as well as financial information and earnings guidance provided to analysts and rating agencies, (7) discussing policies with respect to risk assessment and risk management, (8) meeting separately, periodically, with management, internal auditors and the independent auditor, (9) reviewing with the independent auditor any audit problems or difficulties and managements' response, (10) setting clear hiring policies for employees or former employees of the independent auditors, (11) annually reviewing the adequacy of the audit committee's written charter, (12) handling such other matters that are specifically delegated to the audit committee by the board of directors from time to time, (13) reporting regularly to the full board of directors, and (14) evaluating the board of directors' performance.

The board of directors adopted the Celanese Global Business Conduct Policy, which applies to all directors, officers and employees, and a Financial Code of Ethics, which sets forth additional ethics requirements for the Chief Executive Officer, Chief Financial Officer and Controller. Both the Global Business Conduct Policy and the Financial Code of Ethics are posted on Celanese Corporation's website. The board of directors adopted the Audit Committee Charter and appointed its original members on January 5, 2005.

Compensation Committee

The compensation committee of Celanese Corporation consists of Messrs. Chu (Chairman), Jenkins and Mukherjee. The compensation committee is responsible for (1) reviewing key employee compensation policies, plans and programs, (2) reviewing and approving the compensation of our chief executive officer and other executive officers, (3) developing and recommending to the board of directors compensation for board members, (4) reviewing and approving employment contracts and other similar arrangements between us and our executive officers, (5) reviewing and consulting with the chief executive officer on the selection of officers and evaluation of executive performance and other related matters, (6) administration of stock plans and other incentive compensation plans, (7) overseeing compliance with any applicable compensation reporting requirements of the SEC, (8) approving the appointment and removal of trustees and investment managers for pension fund assets, (9) retaining consultants to advise the committee on executive compensation practices and policies, and (10) handling such other matters that are specifically delegated to the compensation committee by the board of directors from time to time.

The board of directors adopted the Compensation Committee Charter and appointed its members on January 5, 2005.

Nominating and Corporate Governance Committee

The nominating and corporate governance committee of Celanese Corporation consists of Messrs. Mukherjee, Quella and Weidman. The nominating and corporate governance committee is responsible for (1) developing and recommending criteria for selecting new directors, (2) screening and recommending to the board of directors individuals qualified to become executive officers, (3) overseeing evaluations of the board of directors, its members and committees of the board of directors, and (4) handling such other matters that are specifically delegated to the nominating and corporate governance committee by the board of directors from time to time.

The board of directors adopted the Nominating and Corporate Governance Charter and appointed its members on January 5, 2005.

Director Compensation

Celanese Corporation does not currently pay any compensation to our management directors for serving as a director or as a member or chair of a committee of the board of directors. Celanese Corporation pays its non-management directors an annual cash retainer of \$125,000 and a fee of \$1,250 for each day of in-person attendance of a board meeting, committee meeting and/or executive session (a meeting of the non-management directors) and pays the chairman of the board of directors and the chairman of each committee a fee of \$1,000 for each board meeting or committee meeting attended in person for acting as committee chair. In addition, Celanese Corporation has sold shares of its Series A common stock and granted options to acquire shares of its Series A common stock to its directors under its stock incentive plan described below.

Executive Compensation

Celanese Corporation continually reviews its executive compensation programs to ensure that they are competitive. Celanese Corporation intends to maintain executive compensation plans that link compensation with the performance of our company.

Summary Compensation Table

The following table shows all compensation awarded to, earned by, or paid in 2004 to the Chief Executive Officer and four other most highly compensated executive officers of Celanese Corporation based on salary, whom we refer to as the "named executive officers."

Name and Principal Position ⁽¹⁾	Year	Annual Compensation		Other Annual Compensation ⁽³⁾	Long-Term Compensation	
		Salary	Bonus ⁽²⁾		LTIP Payouts ⁽⁴⁾	All Other Compensation
David N. Weidman, Chief Executive Officer and President	2004	\$ 853,666	\$ 1,152,988	\$ 17,500	\$ 2,493,295	\$ 10,135,720 ⁽⁵⁾
Lyndon B. Cole, Executive Vice President and President, Ticona	2004	\$ 650,000	\$ 836,722	—	\$ 413,725	\$ 5,631,453 ⁽⁶⁾
Andreas Pohlmann, Executive Vice President and Chief Administrative Officer	2004	\$ 598,000	\$ 779,602	\$ 48,413	\$ 852,348	\$ 5,440,228 ⁽⁷⁾
Corliss J. Nelson, Executive Vice President and Chief Financial Officer	2004	\$ 575,000 ⁽⁸⁾	—	\$ 2,640	—	\$ 3,481,861 ⁽⁹⁾
John O'Dwyer, Vice President and President, Acetyls ⁽¹⁰⁾	2004	\$ 264,211	\$ 263,763	\$ 17,500	\$ 1,118,175	\$ 1,026,674 ⁽¹¹⁾

- (1) We have provided compensation information as to 2004 for the named executive officers because 2004 is the first year in which Celanese Corporation, as a newly established company following the Tender Offer and the Original Financing, is paying compensation to its named executive officers. Messrs. Weidman, Cole, Pohlmann and Nelson were appointed to their positions at Celanese Corporation on December 14, 2004. The amounts set forth above include, for Messrs. Weidman, Cole and Pohlmann, compensation received from other Celanese entities prior to December 14, 2004.

- (2) The bonus amounts were earned in 2004, but paid out on April 1, 2005.
- (3) Includes (a) a \$16,000 automobile allowance and a \$1,500 tax preparation fee reimbursement for Mr. Weidman; (b) a payment of \$48,413 to cover Dr. Pohlmann's relocation to the United States, as provided in a Letter of Understanding between Celanese and Dr. Pohlmann dated October 27, 2004; (c) a payment of \$2,640 to cover Mr. Nelson's incidentals relating to his relocation to Dallas; and (d) a \$15,000 Executive Perquisite and a \$2,500 special award for Mr. O'Dwyer.
- (4) Includes stock appreciation rights paid out under Celanese AG's Equity Participation and Long Term Incentive Plans.
- (5) Includes (a) an initial payment on January 21, 2005 of \$7,565,601 pursuant to the 2004 Deferred Compensation Plan; (b) a retention bonus payment on January 21, 2005 in the amount of \$2,567,500, and (c) payments by the Company totaling \$2,619 for a term life insurance policy for Mr. Weidman.
- (6) Includes (a) an initial payment on January 21, 2005 of \$3,048,304 pursuant to the 2004 Deferred Compensation Plan; (b) a retention bonus payment on January 21, 2005 in the amount of \$2,074,627; and (c) a payment of €383,900 (\$508,522) to compensate Dr. Cole for foregone gains on stock appreciation rights and shares he would have acquired had he not been restricted from trading in Celanese AG shares pursuant to Celanese insider trading policy.
- (7) Includes (a) an initial payment on January 21, 2005 of \$2,987,338 pursuant to the 2004 Deferred Compensation Plan; (b) a retention bonus payment on January 21, 2005 in the amount of \$1,855,000; and (c) a payment of €456,300 (\$597,890) to compensate Dr. Pohlmann for foregone gains on stock appreciation rights and shares he would have acquired had he not been restricted from trading in Celanese AG shares pursuant to Celanese insider trading policy.
- (8) Mr. Nelson's annualized salary was increased from \$575,000 in 2004 to \$675,000, effective January 1, 2005. His employment commenced on November 8, 2004. He received salary payments of \$77,404 in 2004. This was the only compensation received by Mr. Nelson in 2004. Mr. Nelson resigned effective August 31, 2005 and thus ceased to be a named executive officer on that date. On that date, John J. Gallagher III, Executive Vice President and Chief Financial Officer, was employed by the Company and became a named executive officer.
- (9) Includes (a) an initial payment on January 21, 2005 of \$2,731,861 pursuant to the 2004 Deferred Compensation Plan; and (b) amounts of \$250,000 and \$500,000, paid in January and February of 2005, respectively, to compensate Mr. Nelson for foregone incentive payments from his former employer, and used by Mr. Nelson to purchase shares of common stock pursuant to the 2004 Stock Incentive Plan.
- (10) John O' Dwyer ceased to be a named executive officer on April 18, 2005. On that date Curtis S. Shaw, Executive Vice President, General Counsel and Corporate Secretary, became a named executive officer.
- (11) Includes an initial payment on January 21, 2005 of \$1,024,640 pursuant to the 2004 Deferred Compensation Plan and payments by the Company totaling \$2,034 for a term life insurance policy for Mr. O'Dwyer.

Option Grants in 2004

There were no options for shares of Celanese Corporation granted to the named executive officers in 2004.

Celanese AG Aggregated Option Exercises in 2004

The following table sets forth information concerning the exercise of stock options during the fiscal year ended December 31, 2004 by the named executive officers. At the end of the fiscal year ended December 31, 2004, the named executive officers had no unexercised options.

Name and Principal Position	Shares Acquired on Exercise	Value Realized (\$)
-----------------------------	--------------------------------	---------------------

David N. Weidman, Chief Executive Officer and President	55,000	\$	1,572,698
Lyndon B. Cole, Executive Vice President and President, Ticona	15,000	\$	414,570
Andreas Pohlmann, Executive Vice President and Chief Administrative Officer	13,000	\$	359,632
Corliss J. Nelson, Executive Vice President and Chief Financial Officer*	—		—
John O'Dwyer,** Vice President and President, Acetyls	13,000	\$	340,362

* Mr. Nelson resigned effective August 31, 2005 and thus ceased to be a named executive officer on that date. On that date, John J. Gallagher III, Executive Vice President and Chief Financial Officer, was employed by the Company and became a named executive officer.

** John O'Dwyer ceased to be a named executive officer on April 18, 2005. On that date Curtis S. Shaw, Executive Vice President, General Counsel and Corporate Secretary, became a named executive officer.

Stock Incentive Plan

In December 2004, Celanese Corporation adopted a stock incentive plan to assist us in recruiting and retaining key employees, directors or consultants of outstanding ability and to motivate such employees, directors or consultants to exert their best efforts on our behalf by providing compensation and incentives through the granting of awards. The plan permits Celanese Corporation to grant to our executive officers, key employees, directors and consultants stock options, stock appreciation rights, or other stock-based awards. In connection with the plan, Celanese Corporation has granted stock options and entered into stock option agreements with our executive officers, key employees and directors and granted rights to purchase stock at a discount to our executive officers, key employees and directors.

Administration. Celanese Corporation's compensation committee administers the Stock Incentive Plan. The committee determines who will receive awards under the Stock Incentive Plan, as well as the form of the awards, the number of shares underlying the awards, and the terms and conditions of the awards consistent with the terms of the plan. The committee is authorized to interpret the Stock Incentive Plan, to establish, amend and rescind any rules and regulations relating to the Stock Incentive Plan, and to make any other determinations that it deems necessary or desirable for the administration of the plan. The committee has the ability to correct any defect or supply any omission or reconcile any inconsistency in the Stock Incentive Plan in the manner and to the extent the committee deems necessary or desirable.

Shares Reserved for Awards, Limits on Awards and Shares Outstanding. The total number of shares of Celanese Corporation common stock originally reserved for issuance or delivery under the Stock Incentive Plan was 16,250,000.

In the event of any stock dividend or split, reorganization, recapitalization, merger, share exchange or any other similar transaction, the committee will adjust (i) the number or kind of shares or other securities that may be issued or reserved for issuance pursuant to the Stock Incentive Plan or pursuant to any outstanding awards, (ii) the option price or exercise price and/or (iii) any other affected terms of such awards.

Stock Options. The Stock Incentive Plan permits the committee to grant participants incentive stock options, which qualify for special tax treatment in the United States, as well as nonqualified stock options. The committee will establish the duration of each option at the time it is granted, with a maximum ten-year duration for incentive stock options. The committee has the ability to establish vesting and performance requirements that must be met prior to the exercise of options.

Stock option grants may include provisions that permit the option holder to exercise all or part of the holder's vested options, or to satisfy withholding tax liabilities, by tendering shares of Series A common stock already owned by the option holder for at least six months (or another period consistent with the applicable accounting rules) with a fair market value equal to the exercise price. Stock option grants may also include

provisions that permit the option holder to exercise all or part of the holder's vested options through an exercise procedure, which requires the delivery of irrevocable instructions to a broker to sell the shares obtained upon exercise of the option and deliver promptly to us the proceeds of the sale equal to the aggregate exercise price of the Series A common stock being purchased.

Stock Appreciation Rights. The committee also has the ability to grant stock appreciation rights, either alone or in tandem with underlying stock options, as well as limited stock appreciation rights, which will be exercisable upon the occurrence of certain contingent events. Stock appreciation rights will entitle the holder upon exercise to receive an amount in any combination of cash or shares of our Series A common stock (as determined by the committee) equal in value to the excess of the fair market value of the shares covered by the right over the grant price.

Other Stock-Based Awards. The Stock Incentive Plan permits the committee to grant awards that are valued by reference to, or otherwise based on, the fair market value of Celanese Corporation Series A common stock. These awards will be in such form and subject to such conditions as the committee may determine, including the satisfaction of performance goals, the completion of periods of service or the occurrence of certain events.

178

Awards. Under the Stock Incentive Plan, Celanese Corporation issued 1,666,917 shares of its Series A common stock to certain of its executive officers, key employees and directors at an aggregate price of approximately \$12 million or \$7.20 per share. As a result of the discounted share offering, Celanese Corporation took a one-time pre-tax non-cash charge of \$14 million in 2004. Celanese Corporation's executive officers and certain of its key employees received funds to purchase the discounted shares of its Series A common stock under its deferred compensation plan described below.

In addition, Celanese Corporation granted options to purchase 11,966,842 shares of Series A common stock with an exercise price equal to the price to public per share in the offering of its Series A common stock to its executive officers, key employees and directors (or to Blackstone Capital Management IV LLC in lieu of grants to certain directors). As of October 26, 2005, the total number of shares of common stock of Celanese Corporation available for issuance or delivery under the stock incentive plan was 2,468,546.

In connection with these stock issuances, Celanese Corporation entered into a stockholders agreement with the recipient of the shares. See "Certain Relationships and Related Party Transactions—New Arrangements."

Change-in-Control Provisions. The committee may, in the event of a change in control, provide that any outstanding awards that are unexercisable or otherwise unvested will become fully vested and immediately exercisable. In addition, the committee may, in its sole discretion, provide for the termination of an award upon the consummation of the change in control and the payment of a cash amount in exchange for the cancellation of an award, and/or the issuance of substitute awards that will substantially preserve the otherwise applicable terms of any affected award.

Amendment and Termination. The board of directors of Celanese Corporation has the ability to amend or terminate the Stock Incentive Plan at any time, provided that no amendment or termination will be made that diminishes the rights of the holder of any award. The board of directors has the ability to amend the plan in such manner as it deems necessary to permit awards to meet the requirements of applicable laws.

Deferred Compensation Plan

In December 2004, Celanese Corporation adopted a deferred compensation plan for the named executive officers as well as certain other key employees.

The compensation committee administers the deferred compensation plan. The compensation committee established a separate book entry account for each participant in the plan equal to an amount established by the compensation committee. The aggregate maximum amount payable under the deferred compensation plan is \$192 million. The initial component of the deferred compensation plan totaling an aggregate of approximately \$27 million vested in 2004 and was paid in the first quarter of 2005. The remaining aggregate maximum amount payable of \$165 million is subject to downward adjustment if the price of Celanese Corporation common stock falls below \$16 per share and vests subject to the criteria set out below. Generally, the amount of each account will be adjusted downward to reflect downward changes, if any, in the price per share of Celanese Corporation Series A common stock following the offering of its Series A common stock. Each participant's account

represents an unsecured obligation of Celanese Corporation.

In connection with the initial component of the deferred compensation plan totaling an aggregate of \$27 million, the participants used the cash receipts from the deferred compensation plan (1) for the purchase of shares of the common stock of Celanese Corporation at an assumed price of \$7.20 per share; (2) for the purchase of shares directly from Celanese Corporation at the price of \$16 per share; and (3) to pay taxes associated with such distribution from the deferred compensation plan.

A portion of each account will vest based on (i) the participant's continued employment with Celanese Corporation (the "time vesting criteria"); and (ii) the occurrence of a sale or other disposition by Blackstone of at least ninety percent (90%) of its equity interest in Celanese Corporation in which Blackstone receives at least a twenty-five percent (25%) cash internal rate of

return on its equity interest (a "Qualifying Sale"). The remaining portion of each account will vest based on (i) the achievement of performance criteria established by the compensation committee (the "performance vesting criteria"); and (ii) the occurrence of a Qualifying Sale. Except as set forth below, the applicable portion of the account will become payable when both vesting criteria are satisfied. In the event a participant is terminated by Celanese Corporation without cause (as defined in the deferred compensation plan), the participant resigns with good reason (as defined in the deferred compensation plan) or the participant becomes disabled (as defined in the deferred compensation plan) or dies (each termination a "Good Termination") the vesting of a portion of the account will accelerate with respect to the time vesting criteria and the performance vesting criteria.

Upon a termination of employment for any reason, the account shall be forfeited to the extent that the account is not vested in both vesting criteria; provided, that in the event a participant (other than a named executive officer) is terminated due to a Good Termination the portion of the participant's account vested in the time vesting criteria and performance vesting criteria will be paid, without regard to whether Blackstone has engaged in a Qualifying Sale; provided, further, that if a named executive officer is terminated due to a Good Termination, the portion of the participant's account that has satisfied the time vesting criteria and the performance vesting criteria will be paid, if and when a Qualifying Sale occurs.

The deferred compensation plan is subject to the recently-enacted American Jobs Creation Act of 2004, which generally imposes new requirements with respect to compensation deferred under deferred compensation plans after December 31, 2004. Under new Section 409A of the Internal Revenue Code, created in connection with the Act, the U.S. Treasury Department is directed to issue regulations providing guidance and provide a limited period during which deferred compensation plans may be amended to comply with the requirements of Section 409A. When the regulations are issued, Celanese Corporation may be required to make modifications to the deferred compensation plan to comply with Section 409A.

Bonus

Celanese Corporation has entered into a retention cash bonus award letter agreement with each of Mr. Weidman, Dr. Pohlmann, and Dr. Cole (collectively, the "bonus agreements"). Pursuant to the terms of the respective bonus agreements, Mr. Weidman is eligible to receive a cash bonus award equal to \$5,135,000, Dr. Cole is eligible to receive a cash bonus award equal to \$3,960,000, and Dr. Pohlmann is eligible to receive a cash bonus award equal to \$3,710,000. Fifty percent of the retention bonuses were immediately vested and paid on January 21, 2005. Each of Mr. Weidman, Dr. Cole and Dr. Pohlmann will receive 25% of his respective bonus award if Celanese Corporation achieves certain cost-reduction targets for 2005, with the remaining 25% of the respective bonus award payable if Celanese Corporation achieves certain cost-reduction targets for 2006. If Mr. Weidman's, Dr. Cole's or Dr. Pohlmann's employment is terminated by Celanese Corporation for cause, or by such executive without good reason, such executive will forfeit any unpaid portion of the potential bonus award under his respective bonus agreement. If Mr. Weidman's, Dr. Cole's or Dr. Pohlmann's employment is terminated by Celanese Corporation without cause or due to his death or disability or by such executive for good reason, such executive will be entitled to receive the remaining scheduled payments under the respective bonus agreement without regard to whether the cost reduction targets are achieved. In addition, Celanese Corporation has paid bonuses of \$2 million, in the aggregate, to certain members of management. The after-tax amount received by certain members of management, including the above named three, in connection with these retention bonuses was used to purchase shares directly from Celanese Corporation under the directed share program at the price of \$16 per share.

Employment Agreements

Celanese Corporation has entered into an employment agreement with each of the current executive officers of the Company listed below (the "executives"), the terms of which are summarized below (collectively, the "employment agreements").

180

Name of executive	Title	Base Salary	Date of Agreement
David N. Weidman	President and Chief Executive Officer	\$900,000	February 23, 2005
Lyndon Cole	Executive Vice President	\$700,000	February 24, 2005
John J. Gallagher III ⁽¹⁾	Executive Vice President and Chief Financial Officer	\$675,000	August 31, 2005
Andreas Pohlmann	Executive Vice President and Chief Administrative Officer	\$650,000	February 23, 2005
Curtis S. Shaw	Executive Vice President, General Counsel and Corporate Secretary	\$575,000	April 18, 2005

(1) Mr. Gallagher replaced Corliss Nelson as Executive Vice President and Chief Financial Officer on August 31, 2005.

The employment agreements of Messrs. Weidman, Cole, Gallagher and Pohlmann each has an initial term commencing on the dates listed above and continuing through December 31, 2007, unless such employment agreement is terminated earlier pursuant to the terms of such employment agreement. Pursuant to the terms of the respective employment agreements, Messrs. Weidman, Cole, and Pohlmann shall receive the annual base salary set forth above, subject to future upward adjustment by the board of directors of Celanese Corporation and shall report to the board of directors of Celanese Corporation. In addition, each of Dr. Pohlmann, Mr. Gallagher and Dr. Cole shall report to the chief executive officer of Celanese Corporation. Each of the employment agreements also contemplates that each of Mr. Weidman, Dr. Pohlmann and Dr. Cole will serve as a member on the board of directors of Celanese Corporation upon request, without additional compensation. Unless otherwise agreed by Celanese Corporation and the respective executive, continuation of such executive's employment beyond the initial term shall be deemed employment-at-will and shall not automatically extend the terms of his employment agreement, except for certain protective provisions for the benefit of Celanese Corporation and, in the case of Dr. Pohlmann, the continued effectiveness of the Celanese AG deferred compensation plan and the defined benefit pension as described in his respective service agreement.

Messrs. Shaw and Gallagher's employment commenced on the date listed above and is at will. Pursuant to the terms of their employment agreements, each of Mr. Shaw and Mr. Gallagher shall receive the base salary set forth above. Presently, Mr. Shaw reports to Mr. Weidman.

Each of the executives is entitled to receive an annual bonus award based on actual achievement of performance targets established by the board of directors of Celanese Corporation. At target performance levels, each executive will be entitled to receive an annual cash bonus ranging from 0-200% of an amount equal to 80% of such executive's annual base salary. Each of the executives is entitled to reimbursement of reasonable business expenses in accordance with Celanese Corporation policy, and further, each of Mr. Weidman, Dr. Pohlmann and Dr. Cole will be entitled to payment of his car lease through the current term of that lease and payment for the preparation of his individual 2004 tax return by Celanese Corporation's outside accountants. Each of the executives will be entitled to participate in compensation and employee benefits plans customarily made available to senior executives of Celanese Corporation from time to time. In addition, Mr. Weidman will be entitled to participate in defined pension benefits provided by Celanese Corporation, which are on the same terms as the defined pension benefits provided by Celanese AG to the members of its board of management. Each of Dr. Pohlmann and Dr. Cole will also be entitled to participate in the deferred compensation plan and defined benefit pension of Celanese AG.

During the term of his employment and for one year afterward, each executive has agreed, subject to certain customary exceptions, that he will not compete with the business of Celanese Corporation, solicit employees or interfere with client, employee, consultant or other business relationships. Each executive has also agreed to keep Celanese Corporation's non-public information confidential and return materials containing such information to Celanese Corporation upon his termination. Each executive has further agreed to assign to Celanese Corporation any inventions and intellectual property he develops, during his employment, within the scope of his employment and/or with the use of Celanese Corporation resources and to grant a license to Celanese Corporation for all intellectual property rights in works he created prior to his employment with Celanese Corporation that are relevant or implicated by such employment.

Each of Messrs. Weidman, Gallagher, Cole and Pohlmann may be entitled to receive severance benefits after termination of his employment depending on the circumstances under which his employment terminates. If the executive's employment is terminated by Celanese Corporation for cause or due to his death or disability, or by the executive without good reason, the executive will be entitled to accrued and unpaid salary, accrued and unpaid bonus and other accrued rights under compensation and employee benefit plans in which he participates (the "accrued rights"), but will not be entitled to severance benefits. If their employment is terminated by Celanese Corporation without cause or by the executive for good reason, he will be entitled to, in addition to the accrued rights, severance benefits equal to (i) a pro rata portion of any annual bonus that he would have been entitled to receive based on the percentage of the then current year already elapsed through the date of termination, payable when such bonus would have been payable had he not been terminated, and (ii) subject to the executive's compliance with non-competition, non-solicitation and confidentiality restrictions and subject to reduction by other severance or termination benefits that may be available under other plans of Celanese Corporation or its affiliates, continued salary payments for twelve months after the termination date and payment of his annual bonus at target performance levels for the year of termination payable over the twelve month period after the termination date. If Mr. Shaw's employment is terminated by Celanese Corporation without cause or following a change of control by Mr. Shaw for good reason, he will be entitled to, subject to his compliance with non-competition, non-solicitation and confidentiality restrictions, continued payment of his base salary plus target bonus and welfare benefits for a period of one year following such termination of employments. Such payments are in lieu of any severance or termination benefits. In addition, if Dr. Cole resigns because of a sale or change of control of Celanese Corporation's Technical Polymers Ticona business, and Dr. Cole has not accepted or will not continue employment with Celanese Corporation or any of its affiliates or with the purchaser of Ticona or any of its affiliates, Dr. Cole will be entitled to, in addition to the accrued rights, severance benefits equal to (i) a pro rata portion of any annual bonus that he would have been entitled to receive based on the percentage of the then current year already elapsed through the date of termination payable when such bonus would have been payable had he not been terminated, and (ii) subject to reduction by other severance or termination benefits that may be available under other plans of Celanese Corporation or its affiliates, a lump sum payment equal to three times the sum of (A) his average base salary over the three calendar years prior to the termination date (or over all prior whole calendar years if his service was for less than three years), and (B) his average annual bonus earned during the three calendar years prior to termination (or over all prior whole calendar years if his service was for less than three years), in each case including his previous service with Celanese AG.

Concurrent with the execution of his employment agreement and bonus agreement, Mr. Weidman entered into an agreement with Celanese AG, a majority of the shares of which are indirectly owned by Celanese Corporation, whereby he terminated his service agreement with Celanese AG, effective as of December 31, 2004. Further, each of Dr. Cole and Dr. Pohlmann, concurrently with the execution of his respective employment agreements and bonus agreements, entered into an amended and restated service agreement with Celanese AG (together, the "service agreements").

Under the respective services agreements, each of which retroactively becomes effective as of November 1, 2004, Dr. Pohlmann and Dr. Cole were appointed Chairman of the Board of Management and Vice Chairman of the Board of Management, respectively, of Celanese AG and each of them will perform other such duties without remuneration other than the compensation received under each service agreement. In addition to the terms of the services agreements described above, each of Dr. Pohlmann and Dr. Cole has also agreed, subject to certain customary exceptions, that he will not compete with the business of Celanese AG, will keep Celanese AG's non-public information confidential and will return materials containing such information to Celanese AG upon his termination. Each has further agreed to assign to Celanese AG any inventions he develops during his

Cole will receive any severance or other payments or benefits, other than benefits accrued under Celanese AG's defined pension arrangement. Celanese AG pays the cost to maintain (i) directors & officers insurance, except for a deductible to be paid by the executive, and (ii) accident insurance, in each case covering Dr. Pohlmann and Dr. Cole.

PRINCIPAL AND SELLING STOCKHOLDERS

The following table sets forth information with respect to the number of shares to be sold in this offering and the beneficial ownership of common stock of Celanese Corporation, by (i) each person known to own beneficially more than 5% of common stock of Celanese Corporation, (ii) each of the directors of Celanese Corporation, (iii) each of the named executive officers of Celanese Corporation, (iv) all directors and executive officers as a group, and (v) each selling stockholder.

Each selling stockholder purchased shares of our Series A Common Stock in the ordinary course of business and, at the time of such purchase, had no agreements or understandings, directly or indirectly, with any person to distribute such securities.

The number of shares outstanding and the percentages of beneficial ownership are based on 158,562,161 shares of common stock of Celanese Corporation issued and outstanding as of October 26, 2005.

Name of Beneficial Owner	Amount and Nature of Beneficial Ownership of Common Stock*						
	Common Stock Beneficially Owned Prior to this Offering	Rights to Acquire Shares of Common Stock Prior to this Offering	Total Common Stock Beneficially Owned Prior to this Offering	Percentage of Common Stock Beneficially Owned Prior to this Offering	Shares of Common Stock to be Sold	Common Stock Beneficially Owned After this Offering	Percentage of Common Stock Beneficially Owned After this Offering
Blackstone Capital Partners (Cayman) Ltd. 1 ⁽¹⁾ ,	61,357,578	—	61,357,578	38.7%	11,481,810	49,875,768	31.46%
Blackstone Capital Partners (Cayman) Ltd. 2 ⁽¹⁾ ,	4,255,324	—	4,255,324	2.7%	796,296	3,459,028	2.18%
Blackstone Capital Partners (Cayman) Ltd. 3 ⁽¹⁾	33,359,813	—	33,359,813	21.0%	6,242,604	27,117,209	17.10%
BA Capital Investors Sidecar Fund, L.P. 2 ⁽²⁾	7,905,169	—	7,905,169	4.99%	1,479,290	6,425,879	4.05%
Stephen A. Schwarzman 1 ⁽¹⁾	98,972,715	30,777	99,003,492	62.45%	—	80,482,782	50.76%
Peter G. Peterson 1 ⁽¹⁾	98,972,715	30,777	99,003,492	62.45%	—	80,482,782	50.76%
FMR Corp. 3 ⁽³⁾	21,147,125	—	21,147,125	13.1%	—	21,147,125	13.1%
David N. Weidman 4 ⁽⁴⁾	619,564	472,361	1,091,925	**	—	1,091,925	**
John J. Gallagher III 4 ⁽⁴⁾	37,000	730,000	767,000	**	—	767,000	**
Lyndon B. Cole 4 ⁽⁴⁾	242,222	184,665	426,887	**	—	426,887	**
Andreas Pohlmann 4 ⁽⁴⁾	199,478	152,077	351,555	**	—	351,555	**
Curtis S. Shaw 4 ⁽⁴⁾	27,100	—	27,100	**	—	27,100	**

Chinh E. Chu ⁽⁵⁾	—	—	—	**	—	—	**
John M. Ballbach ⁽⁴⁾	23,598	6,155	29,753	**	—	29,753	**
James Barlett ⁽⁴⁾	8,598	6,155	14,753	**	—	14,753	**
Benjamin J. Jenkins ⁽⁵⁾	—	—	—	**	—	—	**
William H. Joyce ⁽⁴⁾	28,598	6,155	34,753	**	—	34,753	**
Anjan Mukherjee ⁽⁵⁾	—	—	—	**	—	—	**
Paul H. O'Neill ⁽⁴⁾	3,598	6,155	9,753	**	—	9,753	**
Hanns Ostmeier ⁽⁵⁾	—	—	—	**	—	—	**
James A. Quella ⁽⁵⁾	—	—	—	**	—	—	**
Daniel S. Sanders ⁽⁴⁾	13,598	6,155	19,753	**	—	19,753	**
All directors and executive officers as a group (15 persons)	1,432,978	1,040,797	2,473,775	1.56%	—	2,473,775	1.56%

* All information in this table assumes no exercise by the underwriters of their over-allotment option, if any. Following the payment of a special dividend to holders of Celanese Corporation's Series B common stock in April 2005, all outstanding shares of Series B common stock automatically converted into shares of Celanese Corporation's Series A common stock pursuant to our second amended and restated certificate of incorporation. As a result, Celanese Corporation currently has

no Series B common stock outstanding. In addition, Celanese Corporation has 9,600,000 shares of issued and outstanding 4.25% convertible perpetual preferred stock which are convertible into shares of Series A common stock at any time at a conversion rate of 1.25 shares of Series A common stock for each share of preferred stock, subject to adjustments. The rights to acquire shares of common stock relate to the rights to acquire within 60 days of October 26, 2005, the identified number of shares of common stock underlying the vested stock options held by directors, executive officers and Blackstone Management Partners IV, LLC.

** Less than 1 percent of shares of common stock outstanding (excluding, in the case of all directors and executive officers individually and as a group, shares beneficially owned by the affiliates of The Blackstone Group and BA Capital Investors Sidecar Fund, L.P., respectively).

(1) Blackstone Capital Partners (Cayman) Ltd. 1 ("Cayman 1"), Blackstone Capital Partners (Cayman) Ltd. 2 ("Cayman 2"), and Blackstone Capital Partners (Cayman) Ltd. 3 ("Cayman 3" and collectively with Cayman 1 and Cayman 2, the "Cayman Entities") are affiliates of the Blackstone Group. The Cayman Entities and BA Capital Investors Sidecar Fund L.P. are the only selling stockholders in this offering. Blackstone Capital Partners (Cayman) IV L.P. ("BCP IV") owns 100% of Cayman 1. Blackstone Family Investment Partnership (Cayman) IV-A L.P. ("BFIP") and Blackstone Capital Partners (Cayman) IV-A L.P. ("BCP IV-A") collectively own 100% of Cayman 2. Blackstone Chemical Coinvest Partners (Cayman) L.P. ("BCCP" and, collectively with BCP IV, BFIP and BCP IV-A, the "Blackstone Funds") owns 100% of Cayman 3. Blackstone Management Associates (Cayman) IV L.P. ("BMA") is the general partner of each of the Blackstone Funds. Blackstone LR Associates (Cayman) IV Ltd. ("BLRA") is the general partner of BMA and may, therefore, be deemed to have shared voting and investment power over shares of common stock of Celanese Corporation. Mr. Chu, who serves as a director of Celanese Corporation and is a member of the supervisory board of CAG, is a non-controlling shareholder of BLRA and disclaims any beneficial ownership of shares of common stock of Celanese Corporation beneficially owned by BLRA. Messrs. Peter G. Peterson and Stephen A. Schwarzman are directors and controlling persons of BLRA and as such may be deemed to share beneficial ownership of shares of common stock of Celanese Corporation controlled by BLRA. Each of BLRA and Messrs. Peterson and Schwarzman disclaims beneficial ownership of such shares. On January 25, 2005, Celanese Corporation issued to Blackstone Management Partners IV L.L.C. (in lieu of granting such options to directors of Celanese Corporation who are employees of The Blackstone Group in connection with Celanese Corporation's regular director compensation arrangements) options to acquire an aggregate of 123,110 shares of Series A common stock, of which options to acquire 30,777 shares are currently exercisable. Messrs. Peterson and Schwarzman are controlling persons of Blackstone Management Partners IV L.L.C. and accordingly may be deemed to beneficially own the shares subject to such options. The exercise price for such options is \$16 per share. The address of each of the Cayman Entities, the Blackstone Funds, BMA and BLRA is c/o Walkers SPV Limited, P.O. Box 908 GT. George Town, Grand Cayman. The address of each of Messrs. Peterson and Schwarzman is c/o The Blackstone Group, 345 Park Avenue, New York, NY 10154. As a result of obtaining the BACI Proxy described in footnote (2) below, after this offering the Cayman Entities will exercise voting control over approximately 54.8% of outstanding common stock of Celanese Corporation.

(2) BA Capital Investors Sidecar Fund, L.P. ("BACI") owns 4.99% of Celanese Corporation. BACI is an affiliate of Bank of America Corporation. BA Capital Management Sidecar, L.P., a Cayman Islands limited partnership ("BACI Management"), as the general partner of BACI, has the power to vote and dispose of securities held by BACI and may therefore be deemed to have shared voting and dispositive

power over the shares of common stock that BACI may be deemed to beneficially own. BACM I Sidecar GP Limited, a Cayman Islands limited liability exempted company ("BACM I"), as the general partner of BACI Management, has the shared power to vote and dispose of securities held by BACI Management and may therefore be deemed to have shared voting and dispositive power over the shares of common stock that BACI may be deemed to beneficially own. J. Travis Hain, an employee of Bank of America, National Association, is the managing member of BACM I and, in such capacity, has shared power to vote and dispose of securities held by BACM I and BACI Management, and may therefore be deemed to have shared voting and dispositive power over the shares of common stock that BACI may be deemed to beneficially own. Mr. Hain disclaims such beneficial ownership. BA Equity Investors, Inc., a subsidiary of Bank of America Corporation, is the sole limited partner of BACI, but does not control the voting or disposition of any securities directly or indirectly owned by BACI. The address of each of the persons referred to in this paragraph is 100 North Tryon Street, Floor 25, Bank of America Corporate Center, Charlotte, NC 28255. Pursuant to the Third Amended and Restated Shareholders' Agreement, dated as of October 31, 2005, by and among Celanese Corporation, Cayman 1, Cayman 2, Cayman 3 and BACI (the "Shareholders Agreement"), BACI has granted Cayman 1 a proxy (the "BACI Proxy") to vote all shares of common stock held by BACI with respect to all matters to be acted upon by the stockholders of Celanese Corporation at any time and from time to time during the term of the Shareholders Agreement or until such time as the Cayman Entities and BACI together own less than 50% of outstanding common stock outstanding or the BACI Proxy is otherwise terminated.

- (3) On September 12, 2005, FMR Corporation reported beneficial ownership of 21,147,125 of the common shares of Celanese Corporation as of August 31, 2005 and the sole power to vote or to direct the vote of 506,025 shares. The address of FMR Corporation is 82 Devonshire Street, Boston, MA 02109.
- (4) The address for each of Messrs. Weidman, Gallagher, Cole, Pohlmann, Shaw, Ballbach, Barlett, Joyce, O'Neill and Sanders is c/o Celanese Corporation, 1601 W. LBJ Freeway, Dallas, TX 75234-6034.

185

- (5) Messrs. Chu and Ostmeier are Senior Managing Directors, Mr. Quella is Senior Managing Director and Senior Operating Partner and Messrs. Jenkins and Mukherjee are Principals of The Blackstone Group. Messrs. Chu, Ostmeier, Quella, Jenkins and Mukherjee disclaim beneficial ownership of the shares held by affiliates of The Blackstone Group. The address for each of Messrs. Chu, Ostmeier, Quella, Jenkins and Mukherjee is c/o The Blackstone Group, 345 Park Avenue, New York, NY 10154.

186

CERTAIN RELATIONSHIPS AND RELATED PARTY TRANSACTIONS

Although we have not conducted such analysis, the terms of the transactions described below may not be as favorable to us as the terms obtainable from unrelated third parties.

Historical Celanese

Except as described below, Celanese Corporation has not entered into any material transactions in the last three years in which any shareholder or member of its management or supervisory boards, or any associate of any shareholder or member of its management or supervisory boards has or had any interest. No shareholder or member of its management or supervisory boards or associate of any shareholder or member of its management or supervisory boards is or was during the last three years indebted to Celanese Corporation. Dresdner Bank and its subsidiaries provided various financial and investment advisory services to CAG in 2003, for which they were paid reasonable and customary fees. Alfons Titzrath, who had been Chairman of the supervisory board of Dresdner Bank until May 2002 was a shareholder representative on CAG's supervisory board from 1999 until May 2004.

As part of Celanese Corporation's cash management strategy, affiliates invest surplus funds with Celanese. These balances were \$100 million and \$101 million at December 31, 2003 and 2002, respectively. As of December 31, 2004, short-term borrowings from affiliates were \$128 million. Interest rates on these borrowings were adjusted on a short-term basis to reflect market conditions. The weighted average annual interest rates on these borrowings were 2.0%, 2.0%, and 3.6%, for the nine month period ended December 31, 2004, and years ended December 31, 2003 and 2002, respectively.

CAG entered into an agreement with Goldman, Sachs & Co. oHG, an affiliate of Goldman, Sachs & Co. on December 15, 2003 (the "Goldman Sachs Engagement Letter"), pursuant to which Goldman, Sachs & Co. oHG acted as CAG's financial advisor in connection with the Tender Offer. Pursuant to the terms of the Goldman Sachs Engagement Letter, in March 2004 Celanese Corporation paid Goldman, Sachs & Co. oHG a financial

advisory fee equal to \$13 million and a discretionary bonus equal to \$5 million, upon consummation of the Tender Offer. In addition, CAG has agreed to reimburse Goldman, Sachs & Co. oHG for all its reasonable expenses and to indemnify Goldman, Sachs & Co. oHG and related persons for all direct damages arising in connection with the Goldman Sachs Engagement Letter. Kendrick R. Wilson, III, Vice Chairman—Investment Banking of Goldman Sachs was a shareholder representative on CAG's supervisory board from 1999 until May 2004.

New Arrangements

Mandatorily Redeemable Preferred Shares

In connection with the Original Financing, Celanese Corporation issued \$200 million aggregate preference of the mandatorily redeemable preferred shares to an affiliate of Banc of America Securities LLC. The mandatorily redeemable preferred shares were redeemed using a portion of the proceeds from the offering of the senior subordinated notes. Banc of America Securities LLC was also an initial purchaser of the senior subordinated notes and the senior discount notes and is an affiliate of a lender under the amended and restated senior secured credit facilities.

Transaction and Monitoring Fee Agreement/Sponsor Services Agreement

In connection with the closing of the Tender Offer and the Original Financing, Celanese Corporation entered into a transaction and monitoring fee agreement with Blackstone Management Partners IV L.L.C., an affiliate of the Sponsor (the "Advisor").

Under the agreement, the Advisor agreed to provide monitoring services to Celanese Corporation for a 12 year period, unless terminated earlier by agreement between us and the Advisor or until such time as the Sponsor's and its affiliates direct or indirect ownership of us falls below 10%. These monitoring services include (i) advice regarding the structure, distribution, and timing of debt and equity offerings, (ii) advice regarding our business strategy, (iii) general advice regarding dispositions and/or acquisitions and (iv) other advice directly related or ancillary to the Advisor's financial advisory

services. The annual monitoring fee under this transaction and monitoring fee agreement is equal to the greater of \$5 million and 2% of our EBITDA for the most recently completed fiscal year. In connection with the closing of the Tender Offer and the Original Financing, Celanese Corporation paid aggregate transaction, advisory and other fees of approximately \$65 million, including a monitoring fee in the amount of \$10 million for services rendered in 2004. In January 2005, Celanese Corporation made an additional payment of the monitoring fee to the Advisor in the amount of \$10 million.

The monitoring fee does not include, and the Advisor may receive additional compensation for providing, investment banking or other advisory services provided by the Advisor or any of its affiliates to us in connection with any specific acquisition, divestiture, refinancing, recapitalization or similar transaction by us. In the absence of a separate agreement regarding compensation for these types of additional services, the Advisor is entitled to receive upon consummation of (i) any such acquisition, disposition or recapitalization a fee equal to 1% of the aggregate enterprise value of the acquired, divested or recapitalized entity or, if such transaction is structured as an asset purchase or sale, 1% of the consideration paid for or received in respect of the assets acquired or disposed of and (ii) any such refinancing, a fee equal to 1% of the aggregate value of the securities subject to such refinancing. In connection with our acquisition of Vinamul, we paid an affiliate of the Advisor \$2 million. In connection with our agreement to acquire Acetex Corporation, we paid an affiliate of the Advisor aggregate fees of \$4 million for financial advisory services related to that transaction, in addition to reimbursement of out-of-pocket expenses. Celanese Corporation also agreed to indemnify that affiliate, its affiliates, and their respective partners, members, officers, directors, employees and agents for losses relating to the engagement. In addition, we agreed to pay the Advisor aggregate fees of approximately €3 million (\$4 million) in connection with our acquisition of 5.9 million of additional CAG Shares from two shareholders of CAG in August 2005. See "Prospectus Summary—Recent Developments—Recent Purchases of CAG Shares."

The transaction and monitoring fee agreement also provides for a right of first refusal to the Advisor to provide Celanese Corporation with services as a financial advisor, consultant, investment banker or any similar advisor in connection with any merger, acquisition, disposition, recapitalization, issuance of securities, financing or any similar transaction.

In connection with certain events, including the initial public offering of Celanese Corporation stock, the Advisor is entitled to receive a lump sum payment equal to the then present value of all current and future monitoring fees payable under the transaction and monitoring fee agreement, assuming the agreement were to terminate upon the twelfth anniversary of the date of the Advisor's election to receive the lump sum payment. Upon the payment of that lump sum amount, the Advisor would no longer be obligated to provide monitoring services and we would no longer be obligated to pay monitoring fees. In connection with the completion of the initial public offering, Celanese Corporation amended and restated the transaction and monitoring fee agreement to terminate the monitoring services and all obligations to pay future monitoring fees and paid the Advisor \$35 million. Under this amended and restated agreement, which we refer to as the sponsor services agreement, the other provisions of the transaction and monitoring fee agreement, including the Advisor's right of first refusal and entitlement to additional compensation for investment banking or other advisory services, as described above, and our indemnification and reimbursement obligations described below, continue to be in effect.

Under the transaction and monitoring fee agreement/sponsor services agreement, we have agreed to indemnify the Advisor and its affiliates and their respective partners, members, directors, officers, employees, agents and representatives for any and all losses relating to services contemplated by these agreements and the engagement of the Advisor pursuant to, and the performance by the Advisor of the services contemplated by, these agreements. We have also agreed under the transaction and monitoring fee agreement/sponsor services agreement to reimburse the Advisor and its affiliates for their expenses incurred in connection with the services provided under these agreements or in connection with their ownership or subsequent sale of Celanese Corporation stock.

Shareholders' Agreement

In connection with the acquisition of CAG Shares pursuant to the Tender Offer, Celanese Corporation and the Original Stockholders entered into a shareholders' agreement. This agreement was amended and restated in connection with the initial public offering and we expect that it will be amended and restated prior to the consummation of this offering. The following description relates to the terms of the shareholders' agreement in effect as of the date of this prospectus. Among other things, the shareholders' agreement establishes certain rights of and restrictions upon the Original Stockholders with respect to our governance, the transfer of shares of Celanese Corporation common stock, indemnification and related matters.

The shareholders' agreement provides that certain of the Original Stockholders (other than BACI) that are affiliates of the Sponsor are entitled to designate all nominees for election to the board of directors for so long as they hold at least 25% of the total voting power of our capital stock. Thereafter, although they will not have an explicit contractual right to do so, they may still nominate directors in their capacity as stockholders. In addition, the Original Stockholders (other than BACI) that are affiliates of the Sponsor have obtained from BACI a proxy to vote the shares of our Series A common stock owned by BACI which will enable the Original Stockholders (other than BACI) to continue to control the majority of the voting power of our outstanding Series A common stock. In connection with the initial public offering, the board of directors was expanded to include additional independent directors as required by the rules of the NYSE on which the shares of Celanese Corporation Series A common stock are traded.

Celanese Corporation has agreed to indemnify the Original Stockholders and their respective affiliates, directors, officers and representatives for losses relating to the Tender Offer and other related transactions.

Registration Rights Agreement

In connection with the acquisition of CAG Shares pursuant to the Tender Offer, Celanese Corporation and the Original Stockholders entered into a registration rights agreement pursuant to which Celanese Corporation may be required to register a sale of our shares held by the Original Stockholders. Under the registration rights agreement, certain of the Original Stockholders (other than BACI) will have a right to request Celanese Corporation to register the sale of shares of the common stock held by them, including by making available shelf registration statements permitting sales of shares of common stock held by the Original Stockholders into the market from time to time over an extended period. In addition, the Original Stockholders will have a right to include their shares in registered offerings initiated by Celanese Corporation. In both cases, the maximum number of shares of common stock for which the Original Stockholders might request registration is limited by the number of shares of common stock which, in the opinion of the managing underwriter, can be sold without having a negative effect on the offering.

As of October 26, 2005, the Original Stockholders and their affiliates owned 106,908,661 shares of common stock entitled to these registration rights. Celanese Corporation has agreed to indemnify the Original Stockholders, their respective affiliates, directors, officers and representatives, and each underwriter and their affiliates, for losses relating to any material misstatement or material omissions of facts in connection with the registration of the Original Stockholders' shares of Celanese Corporation. In addition, under the terms of the registration rights agreement, we are required to pay all registration expenses (other than underwriting discounts or commissions or transfer taxes) of the Original Stockholders, which we anticipate to be approximately \$1 million in this offering. The registration statement of which this prospectus is a part is being filed pursuant to the Original Stockholders exercising their demand rights under the registration rights agreement.

Management Stockholders Agreement

In connection with the issuance of shares to certain of our executive officers, key employees and directors, as discussed under "Management—Stock Incentive Plan—Expected Awards," we entered into a management stockholders agreement with such officers, employees and directors. Among other things, this agreement restricts the transfer by these stockholders of their shares of Celanese

189

Corporation common stock, subject to certain exceptions (including the occurrence of a change in control relating to us and the termination of employment of a management stockholder (other than the named executive officers) under certain circumstances), for a period of two years following the expiration of the lock-up period relating to the initial public offering. The agreement also provides that, in connection with the transfer by stockholders who are affiliates of our Sponsor of at least 25% of their shares in a privately negotiated transaction, such transferring stockholders will have the right to drag along the management stockholders in such transaction, and the management stockholders will have the right to tag along in such transaction. The management stockholders agreement granted our management stockholders "piggyback" registration rights exercisable in connection with registrations of our securities initiated by us or the Original Stockholders under the registration rights agreement, subject to the transfer restrictions described above.

190

DESCRIPTION OF INDEBTEDNESS

Amended and Restated Senior Credit Facilities

On January 26, 2005, BCP Crystal entered into amended and restated senior credit facilities with a syndicate of banks and other financial institutions led by Deutsche Bank AG, New York Branch, as administrative agent, Deutsche Bank Securities Inc. and Morgan Stanley Senior Funding, Inc., as joint lead arrangers, Deutsche Bank Securities Inc., Morgan Stanley Senior Funding, Inc. and Banc of America Securities LLC, as joint book runners, Morgan Stanley Senior Funding, Inc., as syndication agent, and Bank of America, N.A., as documentation agent.

The amended and restated senior credit facilities provide financing of approximately \$2.8 billion. The amended and restated senior credit facilities consist of

- a term loan facility in the aggregate amount of approximately \$1.4 billion and €275 million with a maturity on April 6, 2011;
- an approximate \$228 million credit-linked revolving facility with a maturity on April 6, 2009; and
- a \$600 million revolving credit facility with a maturity on April 6, 2009.

In addition, the amended and restated senior credit facility originally included a \$242 million delayed-draw

term loan facility which expired unutilized in July 2005.

BCP Crystal is the borrower under the term loan facility, and BCP Crystal and CAC are the initial borrowers under the credit-linked revolving facility and the revolving credit facility. At BCP Crystal's option, either BCP Crystal or the Purchaser may be the borrower under the delayed-draw term loan facility. Certain of BCP Crystal's subsidiaries may be designated as additional borrowers after the closing date under the revolving credit facility. A portion of the revolving credit facility may be made available to BCP Crystal's non-U.S. subsidiary borrowers in euros. The revolving credit facility includes borrowing capacity available for letters of credit and for borrowings on same-day notice, referred to as the swingline loans.

Interest Rate and Fees

The borrowings under the amended and restated senior credit facilities bear interest at a rate equal to an applicable margin plus, at BCP Crystal's option, either (a) a base rate determined by reference to the higher of (1) the prime rate of Deutsche Bank AG, New York Branch and (2) the federal funds rate plus 1/2 of 1% or (b) a LIBOR rate determined by reference to the costs of funds for deposits in the currency of such borrowing for the interest period relevant to such borrowing adjusted for certain additional costs. The applicable margin for borrowings under the credit-linked revolving facility and the revolving credit facility is 1.50% with respect to base rate borrowings and 2.50% with respect to LIBOR borrowings (in each case subject to a step-down based on a performance test). The applicable margin for borrowings under the term loan facility and the delayed-draw term loan facility is 1.50% with respect to base rate borrowings and 2.50% with respect to LIBOR borrowings (in each case subject to a step-down based on a performance test).

In addition to paying interest on outstanding principal under the amended and restated senior credit facilities, BCP Crystal is required to pay a commitment fee to the lenders under the delayed-draw term loan facility and the revolving credit facility in respect of the unutilized commitments thereunder at a rate equal to 0.75%. BCP Crystal is also required to pay a facility fee to the lenders under the credit-linked revolving facility in respect of the total credit-linked deposits thereunder at a rate equal to 2.50% (subject to a reduction based on a performance test) (plus an amount equal to the administrative costs for investing the credit-linked deposits). BCP Crystal also pays customary letter of credit fees.

Prepayments

The amended and restated senior credit facilities require BCP Crystal to prepay outstanding term loans, subject to certain exceptions, with:

191

-
- 75% (which percentage will be reduced to 50% if BCP Crystal's leverage ratio is less than 3.00 to 1.00 for any fiscal year ending on or after December 31, 2005) of its excess cash flow;
 - 100% of the net cash proceeds of all non-ordinary course asset sales and casualty and condemnation events, if BCP Crystal does not reinvest or contract to reinvest those proceeds in assets to be used in BCP Crystal's business or to make certain other permitted investments within 12 months, subject to certain limitations;
 - 100% of the net cash proceeds of any incurrence of debt other than debt permitted under the amended and restated senior credit facilities, subject to certain exceptions; and
 - 50% of the net cash proceeds of issuances of equity of Celanese Holdings, subject to certain exceptions.

BCP Crystal may voluntarily repay outstanding loans under the amended and restated senior credit facilities at any time without premium or penalty, other than customary "breakage" costs with respect to LIBOR loans.

Amortization

Each of the term loan facility and the delayed-draw term loan facility amortizes each year in an amount equal to 1% per annum in equal quarterly installments, with the remaining amount payable on April 6, 2011.

Principal amounts outstanding under the credit-linked revolving facility and the revolving credit facility are due and payable in full on April 6, 2009.

Guarantee and Security

All obligations under the amended and restated senior credit facilities are unconditionally guaranteed by Celanese Holdings and, subject to certain exceptions, each of BCP Crystal's existing and future domestic subsidiaries (other than BCP Crystal's receivables subsidiaries), referred to collectively as the U.S. Guarantors. The portion of the amended and restated senior credit facilities borrowed by CAC and (if designated as the borrower under the delayed-draw term loan facility) the Purchaser, and any subsidiaries designated as additional borrowers under the revolving credit facility after the closing date, is guaranteed by BCP Crystal.

All obligations under the amended and restated senior credit facilities, and the guarantees of those obligations (as well as cash management obligations and any interest hedging or other swap agreements), are secured by a first priority lien on substantially all the assets of Celanese Holdings, BCP Crystal and each U.S. Guarantor, including, but not limited to, the following, and subject to certain exceptions:

- a pledge of the capital stock of BCP Crystal, to the extent owned by Celanese Holdings, 100% of the capital stock of all U.S. Guarantors, and 65% of the capital stock of each of BCP Crystal's non-U.S. subsidiaries that is directly owned by BCP Crystal or one of the U.S. Guarantors; and
- a security interest in substantially all other tangible and intangible assets of Celanese Holdings, BCP Crystal and each U.S. Guarantor (but excluding receivables sold to a receivables subsidiary under a receivables facility).

All obligations of each non-U.S. subsidiary designated as an additional borrower under the revolving credit facility after the closing date will be secured by a pledge of the capital stock of such non-U.S. subsidiary.

Certain Covenants and Events of Default

The amended and restated senior credit facilities contain a number of covenants that, among other things, restrict, subject to certain exceptions, the ability of Celanese Holdings and its subsidiaries, to:

- sell assets;
- incur additional indebtedness or issue preferred stock;
- repay other indebtedness (including the notes);
- pay dividends and distributions or repurchase their capital stock;
- create liens on assets;
- make investments, loans, guarantees or advances;
- make certain acquisitions;
- engage in mergers or consolidations;

- enter into sale and leaseback transactions;
- engage in certain transactions with affiliates;
- amend certain material agreements governing BCP Crystal's indebtedness;
- change the business conducted by Celanese Holdings and its subsidiaries (including BCP Crystal);
- enter into agreements that restrict dividends from subsidiaries; and
- enter into hedging agreements.

In addition, the amended and restated senior credit facilities require BCP Crystal to maintain the following financial covenants:

- a maximum total leverage ratio;
- a minimum interest coverage ratio; and
- a maximum capital expenditures limitation.

The amended and restated senior credit facilities also contain certain customary affirmative covenants and events of default. See "Management's Discussion and Analysis of Financial Condition and Results of Operations—Liquidity and Capital Resources—Liquidity—Covenants" for a description of the ratios BCP Crystal is required to maintain under the amended and restated senior credit facilities.

Senior Subordinated Notes due 2014

General

In June and July 2004, BCP Caylux issued \$1,225 million aggregate principal amount of 9 5/8% U.S. Dollar-denominated senior subordinated notes and €200 million principal amount of 10 3/8% Euro-denominated senior subordinated notes that mature on June 15, 2014 in a private transaction not subject to the registration requirements under the Securities Act. In October 2004, as a part of the Recent Restructuring, BCP Crystal assumed all rights and obligations of BCP Caylux under the senior subordinated notes. In February 2005, BCP Crystal redeemed approximately 35% of the aggregate principal amount of the senior subordinated notes with a portion of the net proceeds from the offering by Celanese Corporation of its Series A common stock and preferred stock that was contributed to BCP Crystal for such purpose.

Ranking

The senior subordinated notes are BCP Crystal's senior subordinated unsecured obligations and rank junior in right of payment to all of BCP Crystal's existing and future senior indebtedness; rank

equally in right of payment with all of BCP Crystal's existing and future senior subordinated indebtedness; are effectively subordinated in right of payment to all of BCP Crystal's existing and future secured indebtedness (including obligations under the amended and restated senior credit facilities), to the extent of the value of the assets securing such indebtedness; are structurally subordinated to all obligations of each of BCP Crystal's subsidiaries that are not guarantors; and rank senior in right of payment to all of BCP Crystal's future

subordinated indebtedness.

Optional Redemption

The dollar senior subordinated notes and the euro senior subordinated notes may be redeemed, in each case, at BCP Crystal's option, in whole or in part, at any time prior to June 15, 2009, at a redemption price equal to 100% of the principal amount of the senior subordinated notes redeemed, plus the greater of: (1) 1.0% of the then outstanding principal amount of the senior subordinated notes; and (2) the excess of (a) the present value at such redemption date of (i) the redemption price of the senior subordinated notes at June 15, 2009 (as set forth in the table below), plus (ii) all required interest payments due on the senior subordinated notes through June 15, 2009 (excluding accrued but unpaid interest), computed using a discount rate equal to the applicable treasury rate as of such redemption date plus 50 basis points; over (b) the then outstanding principal amount of the senior subordinated notes, plus accrued and unpaid interest and additional interest, if any, to the redemption date.

The dollar senior subordinated notes and the euro senior subordinated notes may be redeemed, in each case, at BCP Crystal's option, in whole or in part, at any time on or after June 15, 2009, at the redemption prices (expressed as percentages of principal amount) as set forth in the table below, plus accrued and unpaid interest and additional interest, if any, to the redemption date, if redeemed during the twelve month period commencing on June 15 of the years set forth below:

Dollar Senior Subordinated Notes

Period	Redemption Price
2009	104.813%
2010	103.208%
2011	101.604%
2012 and thereafter	100.000%

Euro Senior Subordinated Notes

Period	Redemption Price
2009	105.188%
2010	103.458%
2011	101.729%
2012 and thereafter	100.000%

In addition, at any time on or prior to June 15, 2007, (x) up to 35% of the aggregate principal amount of the dollar senior subordinated notes originally issued and (y) up to 35% of the aggregate principal amount of the euro senior subordinated notes originally issued shall be redeemable, in each case, in cash at BCP Crystal's option at a redemption price of 109.625% of the principal amount thereof in the case of the dollar senior subordinated notes and 110.375% of the principal amount thereof in the case of the euro senior subordinated notes, plus, in each case, accrued and unpaid interest and additional interest, if any, to the redemption date, with the net cash proceeds of one or more equity offerings; *provided, however*, at least 65% of the original aggregate principal amount of dollar senior subordinated notes in the case of each redemption of dollar senior subordinated notes, and at least 65% of euro senior subordinated notes in the case of each redemption of euro senior subordinated notes, in each case remains outstanding after each such redemption and *provided, further*, that such redemption will occur within 90 days after the date on which any such equity offering is consummated.

Upon the occurrence of a change of control, which is defined in the indenture governing the senior subordinated notes, each holder of the senior subordinated notes has the right to require BCP Crystal to repurchase some or all of such holder's senior subordinated notes at a purchase price in cash equal to 101% of the principal amount thereof, plus accrued and unpaid interest, if any, to the repurchase date.

Covenants

The indenture governing the senior subordinated notes contains covenants limiting, among other things, BCP Crystal's ability and the ability of its restricted subsidiaries to:

- incur additional indebtedness;
- pay dividends on or make other distributions or repurchase capital stock of BCP Crystal or its parent entities;
- make certain investments;
- enter into certain types of transactions with affiliates;
- limit dividends or other payments by its restricted subsidiaries to BCP Crystal;
- use assets as security in other transactions; and
- sell certain assets or merge with or into other companies.

Events of Default

The indenture governing the senior subordinated notes also provides for events of default which, if any of them occurs, would permit or require the principal of and accrued interest on such senior subordinated notes to become or to be declared due and payable.

As of June 30, 2005, BCP Crystal was in compliance in all material respects with all covenants and provisions contained under the indenture governing these notes.

Senior Discount Notes due 2014

General

In September 2004, our subsidiaries Crystal US 3 Holdings L.L.C. and Crystal US Sub 3 Corp. (collectively, "Crystal 3"), issued \$853 million aggregate principal amount at maturity (\$513 million in gross proceeds) of their Senior Discount Notes due 2014 (the "senior discount notes") consisting of \$163 million aggregate principal amount at maturity of its 10% Series A Senior Discount Notes (the "series A notes") and \$690 million aggregate principal amount at maturity of their 10½% Series B Senior Discount Notes (the "series B notes"). Prior to October 1, 2009, interest will accrue on the senior discount notes in the form of an increase in their accreted value. Cash interest payments will be due and payable beginning on April 1, 2010. In February 2005, Crystal 3 redeemed approximately 35% of the aggregate principal amount at maturity of the senior discount notes with a portion of the net proceeds from the offering by Celanese Corporation of its Series A common stock and preferred stock that was contributed to Crystal 3 for that purpose.

Ranking

The senior discount notes are Crystal 3's unsecured obligations and rank equally with all of Crystal 3's future senior obligations and senior to Crystal 3's future subordinated indebtedness. The senior discount notes are effectively subordinated to Crystal 3's future secured indebtedness to the extent of the assets securing that indebtedness and are structurally subordinated to all indebtedness and other obligations of Crystal 3's subsidiaries, including Celanese Holdings and BCP Crystal.

Optional Redemption

The senior discount notes may be redeemed at Crystal 3's option, in whole or in part, at any time prior to

discount notes redeemed, plus the greater of: (1) 1.0% of the then outstanding accreted value of the senior discount notes; and (2) the excess of (a) the present value at such redemption date of the redemption price of the senior discount notes at October 1, 2009 (as set forth in the table below), computed using a discount rate equal to the applicable treasury rate as of such redemption date plus 50 basis points; over (b) the then outstanding accreted value of the senior discount notes.

The senior discount notes may be redeemed, in each case, at Crystal 3's option, in whole or in part, at any time on or after October 1, 2009, at the redemption prices (expressed as percentages of principal amount) as set forth in the table below, plus accrued and unpaid interest and additional interest, if any, to the redemption date, if redeemed during the twelve month period commencing on October 1 of the years set forth below:

Series A Notes

Period	Redemption Price
2009	105.000%
2010	103.333%
2011	101.667%
2012 and thereafter	100.000%

Series B Notes

Period	Redemption Price
2009	105.250%
2010	103.500%
2011	101.750%
2012 and thereafter	100.000%

In addition, at any time on or prior to October 1, 2007, (i) up to 35% of the aggregate principal amount at maturity of the series A notes may be redeemed at Crystal 3's option at a redemption price of 110% of the accreted value thereof, plus additional interest, if any, to the redemption date, with the proceeds of certain equity offerings; provided, however, at least 65% of the original aggregate principal amount at maturity of series A notes remains outstanding after each such redemption, and (ii) (x) up to 35% of the aggregate principal amount at maturity of the series B notes may be redeemed at Crystal 3's option at a redemption price of 110.500% of the accreted value thereof, plus additional interest, if any, to the redemption date, with proceeds of certain equity offerings; provided, however, at least 65% of the original aggregate principal amount at maturity of the series B notes remains outstanding after each such redemption, or (y) all, but not less than all, of the series B notes shall be redeemed at Crystal 3's option at a redemption price of 110.500% of the accreted value thereof, plus additional interest, if any, to the redemption date, with the proceeds of certain equity offerings; in each case provided, that such redemption will occur within 90 days after the date on which such equity offering is consummated.

Change of Control

Upon the occurrence of a change of control, which is defined in the indenture governing the senior discount notes, each holder of the senior discount notes has the right to require Crystal 3 to repurchase some or all of such holder's senior discount notes at a purchase price in cash equal to 101% of the accreted value thereof, plus accrued and unpaid interest and liquidated damages, if any, to the repurchase date.

Covenants

The indenture governing the senior discount notes contains covenants limiting, among other things, Crystal 3's ability and the ability of its restricted subsidiaries to:

- incur additional indebtedness or issue preferred stock;
- pay dividends on or make other distributions or repurchase capital stock of Crystal 3 or make other restricted payments;

196

- make certain investments;
- enter into certain types of transactions with affiliates;
- limit dividends or other payments by its restricted subsidiaries to Crystal 3 or other restricted subsidiaries;
- sell certain assets or merge with or into other companies.

Events of Default

The indenture governing the senior discount notes also provides for events of default which, if any of them occurs, would permit or require the accreted value of and accrued interest on such senior discount notes to become or to be declared due and payable.

As of June 30, 2005, Crystal 3 was in compliance in all material respects with all covenants and provisions contained under the indenture governing the senior discount notes.

197

DESCRIPTION OF CAPITAL STOCK

The following is a description of the material provisions of our capital stock, as well as other material terms of our amended and restated certificate of incorporation and bylaws. We refer you to our amended and restated certificate of incorporation and to our amended and restated bylaws, copies of which have been filed as exhibits to the registration statement of which this prospectus forms a part.

Authorized Capitalization

As of October 26, 2005, our authorized capital stock consisted of (i) 500,000,000 shares of common stock, par value \$.0001 per share, consisting of 400,000,000 shares of Series A common stock of which 158,562,161 shares were issued and outstanding and 100,000,000 shares of Series B common stock of which none were issued and outstanding, and (ii) 100,000,000 shares of preferred stock, par value \$.01 per share, of which 9,600,000 were designated convertible perpetual preferred stock and were issued and outstanding. Following the payment of a special dividend to holders of our Series B common stock in April 2005, all of the then outstanding shares of Series B common stock automatically converted into shares of our Series A common stock pursuant to our second amended and restated certificate of incorporation.

Common Stock

Voting Rights. Holders of common stock are entitled to one vote per share on all matters with respect to

which the holders of common stock are entitled to vote. The holders of the Series A common stock and Series B common stock will vote as a single class on all matters with respect to which the holders of common stock are entitled to vote, except as otherwise required by law and except that, in addition to any other vote of stockholders required by law, the approval of the holders of a majority of the outstanding shares of Series B common stock, voting as a separate class, is also required to approve any amendment to our amended and restated certificate of incorporation or bylaws, whether by merger, consolidation or otherwise by operation of law, which would adversely affect the rights of the Series B common stock. The holders of common stock do not have cumulative voting rights in the election of directors.

Dividend Rights. Holders of common stock are entitled to receive dividends if, as and when dividends are declared from time to time by our board of directors out of funds legally available for that purpose, after payment of dividends required to be paid on outstanding preferred stock, as described below, if any. Our senior credit facilities and indentures impose restrictions on our ability to declare dividends with respect to our common stock. Any decision to declare and pay dividends in the future will be made at the discretion of our board of directors and will depend on, among other things, our results of operations, cash requirements, financial condition, contractual restrictions and factors that our board of directors may deem relevant.

Liquidation Rights. Upon liquidation, dissolution or winding up, the holders of common stock will be entitled to receive ratably the assets available for distribution to the stockholders after payment of liabilities and accrued but unpaid dividends and liquidation preferences on any outstanding preferred stock.

Other Matters. The common stock has no preemptive rights and, if fully paid, is not subject to further calls or assessment by us. There are no redemption or sinking fund provisions applicable to our common stock. All shares of our common stock that will be outstanding at the time of the completion of the offering will be fully paid and non-assessable, and the shares of our Series A common stock offered in this offering, upon payment and delivery in accordance with the underwriting agreement, will be fully paid and non-assessable.

Preferred Stock

Our amended and restated certificate of incorporation authorizes our board of directors to establish one or more series of preferred stock and to determine, with respect to any series of preferred stock, the terms and rights of that series, including:

198

-
- the designation of the series;
 - the number of shares of the series, which our board of directors may, except where otherwise provided in the preferred stock designation, increase (but not above the total number of authorized shares of the class) or decrease (but not below the number of shares then outstanding);
 - whether dividends, if any, will be cumulative or non-cumulative and the dividend rate of the series;
 - the dates at which dividends, if any, will be payable;
 - the redemption rights and price or prices, if any, for shares of the series;
 - the terms and amounts of any sinking fund provided for the purchase or redemption of shares of the series;
 - the amounts payable on shares of the series in the event of any voluntary or involuntary liquidation, dissolution or winding-up of the affairs of our company;

- whether the shares of the series will be convertible into shares of any other class or series, or any other security, of our company or any other corporation, and, if so, the specification of the other class or series or other security, the conversion price or prices or rate or rates, any rate adjustments, the date or dates as of which the shares will be convertible and all other terms and conditions upon which the conversion may be made;
- restrictions on the issuance of shares of the same series or of any other class or series; and
- the voting rights, if any, of the holders of the series.

For a description of our convertible perpetual preferred stock, see "Description of Convertible Perpetual Preferred Stock."

Anti-Takeover Effects of Certain Provisions of Our Amended and Restated Certificate of Incorporation and Bylaws

Certain provisions of our amended and restated certificate of incorporation and bylaws, which are summarized in the following paragraphs, may have an anti-takeover effect and may delay, defer or prevent a tender offer or takeover attempt that a stockholder might consider in its best interest, including those attempts that might result in a premium over the market price for the shares held by stockholders.

Classified Board of Directors

Our amended and restated certificate of incorporation provides that our board of directors will be divided into three classes of directors, with the classes to be as nearly equal in number as possible. The members of each class serve for a three-year term. As a result, approximately one-third of our board of directors will be elected each year. The classification of directors will have the effect of making it more difficult for stockholders to change the composition of our board of directors. Our amended and restated certificate of incorporation and the bylaws provide that the number of directors will be fixed from time to time pursuant to a resolution adopted by the board of directors, but must consist of not less than seven or more than fifteen directors.

Conflicts of Interest

Delaware law permits corporations to adopt provisions renouncing any interest or expectancy in certain opportunities that are presented to the corporation or its officers, directors or stockholders. Our amended and restated certificate of incorporation will renounce any interest or expectancy that we have in, or right to be offered an opportunity to participate in, specified business opportunities. Our amended and restated certificate of incorporation will provide that none of the Original Stockholders (including the Sponsor) or their affiliates or any director who is not employed by us

(including any non-employee director who serves as one of our officers in both his director and officer capacities) or his or her affiliates will have any duty to refrain from (i) engaging in a corporate opportunity in the same or similar lines of business in which we or our affiliates now engage or propose to engage or (ii) otherwise competing with us. In addition, in the event that any Original Stockholder (including the Sponsor) or any non-employee director acquires knowledge of a potential transaction or other business opportunity which may be a corporate opportunity for itself or himself or its or his affiliates and for us or our affiliates, such Original Stockholder or non-employee director will have no duty to communicate or offer such transaction or business opportunity to us and may take any such opportunity for themselves or offer it to another person or entity. Our amended and restated certificate of incorporation will not renounce our interest in any business opportunity that is expressly offered to a non-employee director solely in his or her capacity as a director or officer of the Issuer. No business opportunity offered to any non-employee director will be deemed to be a potential corporate opportunity for us unless we would be permitted to undertake the opportunity under our amended and restated certificate of incorporation, we have sufficient financial resources to undertake the opportunity and the opportunity would be in line with our business.

Removal of Directors

Our amended and restated certificate of incorporation and bylaws provide that (i) prior to the date on which the Sponsor and its affiliates cease to beneficially own, in aggregate, at least 50.1% in voting power of all outstanding shares entitled to vote generally in the election of directors, directors may be removed with or without cause upon the affirmative vote of holders of at least a majority of the voting power of all the then outstanding shares of stock entitled to vote generally in the election of directors, voting together as a single class and (ii) on and after the date the Sponsor and its affiliates cease to beneficially own, in aggregate, at least 50.1% in voting power of all outstanding shares entitled to vote generally in the election of directors, directors may be removed only for cause and only upon the affirmative vote of holders of at least 80% of the voting power of all the then outstanding shares of stock entitled to vote generally in the election of directors, voting together as a single class. In addition, our amended and restated certificate of incorporation also provides that any newly created directorships and any vacancies on our board of directors will be filled only by the affirmative vote of the majority of remaining directors; provided that so long as affiliates of our Sponsor own at least 25% of the total voting power of our capital stock, such positions can only be filled by our stockholders.

No Cumulative Voting

The DGCL provides that stockholders are not entitled to the right to cumulate votes in the election of directors unless our amended and restated certificate of incorporation provides otherwise. Our amended and restated certificate of incorporation does not expressly provide for cumulative voting.

Calling of Special Meetings of Stockholders

Our amended and restated certificate of incorporation provides that a special meeting of our stockholders may be called at any time only by the chairman of the board of directors, the board or a committee of the board of directors which has been granted such authority by the board.

Stockholder Action by Written Consent

The DGCL permits stockholder action by written consent unless otherwise provided by the amended and restated certificate of incorporation. Our amended and restated certificate of incorporation precludes stockholder action by written consent after the date on which the Sponsor and its affiliates ceases to beneficially own, in the aggregate, at least 50.1% in voting power of all outstanding shares of our stock entitled to vote generally in the election of directors.

Advance Notice Requirements for Stockholder Proposals and Director Nominations

Our bylaws provide that stockholders seeking to nominate candidates for election as directors or to bring business before an annual meeting of stockholders must provide timely notice of their proposal in writing to the corporate secretary.

200

Generally, to be timely, a stockholder's notice must be received at our principal executive offices not less than 90 days nor more than 120 days prior to the first anniversary date on which the proxy materials for the previous year's annual meeting were first mailed. Our bylaws also specify requirements as to the form and content of a stockholder's notice. These provisions, which do not apply to the Sponsor and its affiliates, may impede stockholders' ability to bring matters before an annual meeting of stockholders or make nominations for directors at an annual meeting of stockholders.

Supermajority Provisions

The DGCL provides generally that the affirmative vote of a majority of the outstanding shares entitled to vote is required to amend a corporation's certificate of incorporation or bylaws, unless the certificate of incorporation requires a greater percentage. Our amended and restated certificate of incorporation provides that the following provisions in the amended and restated certificate of incorporation and bylaws may be amended only by a vote of at least 80% of the voting power of all of the outstanding shares of our stock entitled to vote in the election of directors, voting together as a single class:

- classified board (the election and term of our directors);

- the resignation and removal of directors;
- the provisions regarding stockholder action by written consent;
- the ability to call a special meeting of stockholders being vested solely in our board of directors, a committee of our board of directors (if duly authorized to call special meetings), and the chairman of our board of directors;
- filling of vacancies on our board of directors and newly created directorships;
- the advance notice requirements for stockholder proposals and director nominations; and
- the amendment provision requiring that the above provisions be amended only with an 80% supermajority vote.

In addition, our amended and restated certificate of incorporation grants our board of directors the authority to amend and repeal our bylaws without a stockholder vote in any manner not inconsistent with the laws of the State of Delaware or our amended and restated certificate of incorporation.

Limitations on Liability and Indemnification of Officers and Directors

The DGCL authorizes corporations to limit or eliminate the personal liability of directors to corporations and their stockholders for monetary damages for breaches of directors' fiduciary duties. Our amended and restated certificate of incorporation includes a provision that eliminates the personal liability of directors for monetary damages for actions taken as a director, except for liability:

- for breach of duty of loyalty;
- for acts or omissions not in good faith or involving intentional misconduct or knowing violation of law;
- under Section 174 of the DGCL (unlawful dividends or stock repurchases and redemptions); or
- for transactions from which the director derived improper personal benefit.

Our amended and restated certificate of incorporation and bylaws provide that we must indemnify our directors and officers to the fullest extent authorized by the DGCL. We are also expressly authorized to advance certain expenses (including attorneys' fees and disbursements and court costs) and carry directors' and officers' insurance providing indemnification for our directors, officers and certain employees for some liabilities. We believe that these indemnification provisions and insurance are useful to attract and retain qualified directors and executive officers.

The limitation of liability and indemnification provisions in our amended and restated certificate of incorporation and bylaws may discourage stockholders from bringing a lawsuit against directors for breach of their fiduciary duty. These provisions may also have the effect of reducing the likelihood of derivative litigation against directors and officers, even though such an action, if successful, might otherwise benefit us and our stockholders. In addition, your investment may be adversely affected to the extent we pay the costs of settlement and damage awards against directors and officers pursuant to these indemnification provisions.

There is currently no pending material litigation or proceeding involving any of our directors, officers or employees for which indemnification is sought.

Delaware Anti-takeover Statute

We are a Delaware corporation and are subject to Section 203 of the DGCL. Subject to specified exceptions, Section 203 prohibits a publicly held Delaware corporation from engaging in a "business combination" with an "interested stockholder" for a period of three years after the date of the transaction in which the person became an interested stockholder. "Business combinations" include mergers, asset sales and other transactions resulting in a financial benefit to the "interested stockholder." Subject to various exceptions, an "interested stockholder" is a person who together with his or her affiliates and associates, owns, or within three years did own, 15% or more of the corporation's outstanding voting stock. These restrictions generally prohibit or delay the accomplishment of mergers or other takeover or change in control attempts.

Transfer Agent and Registrar

Computershare Ltd, is the transfer agent and registrar for our Series A common stock.

Listing

Our Series A common stock is listed on the New York Stock Exchange under the symbol "CE."

Authorized but Unissued Capital Stock

The DGCL does not require stockholder approval for any issuance of authorized shares. However, the listing requirements of the New York Stock Exchange, which would apply so long as our Series A common stock is listed on the New York Stock Exchange, require stockholder approval of certain issuances equal to or exceeding 20% of the then-outstanding voting power or then outstanding number of shares of common stock. These additional shares may be used for a variety of corporate purposes, including future public offerings, to raise additional capital or to facilitate acquisitions.

One of the effects of the existence of unissued and unreserved common stock may be to enable our board of directors to issue shares to persons friendly to current management, which issuance could render more difficult or discourage an attempt to obtain control of our company by means of a merger, tender offer, proxy contest or otherwise, and thereby protect the continuity of our management and possibly deprive the stockholders of opportunities to sell their shares of common stock at prices higher than prevailing market prices.

DESCRIPTION OF CONVERTIBLE PERPETUAL PREFERRED STOCK

General

The preferred stock is a single series of preferred stock consisting of 9,600,000 shares. The preferred stock ranks junior to all of our and our subsidiaries' existing and future obligations and senior in right of payment to all of our common stock now outstanding or to be issued in the future. We are not entitled to issue any class or series of our capital stock the terms of which provide that such class or series will rank senior to the preferred stock without the consent of the holders of at least two-thirds of the outstanding shares of the preferred stock.

Dividends

Holders of the shares of preferred stock are entitled to receive, when, as and if declared by our board of directors, out of funds legally available for payment, cumulative cash dividends on each outstanding share of preferred stock at the annual rate of 4.25% of the liquidation preference per share. Dividends are payable quarterly in arrears on February 1, May 1, August 1 and November 1 of each year, beginning on May 1, 2005. Accumulated unpaid dividends cumulate at the annual rate of 4.25% and are payable in the manner provided above.

For so long as the preferred stock remains outstanding, (1) we will not declare, pay or set apart funds for the payment of any dividend or other distribution with respect to any junior stock or parity stock except for the special Series B common stock dividends and (2) neither we, nor any of our subsidiaries, will, subject to certain

exceptions, redeem, purchase or otherwise acquire for consideration junior stock or parity stock through a sinking fund or otherwise, in each case unless we have paid or set apart funds for the payment of all accumulated and unpaid dividends with respect to the shares of preferred stock and any parity stock for all preceding dividend periods.

Conversion Rights

Holders of the preferred stock may, at any time, convert shares of preferred stock into shares of our Series A common stock at a conversion rate of 1.25 shares of Series A common stock per \$25 liquidation preference of preferred stock, subject to certain adjustments.

If a holder of shares of preferred stock exercises conversion rights, upon delivery of the shares for conversion, those shares will cease to cumulate dividends as of the end of the day immediately preceding the date of conversion. Holders of shares of preferred stock who convert their shares into our Series A common stock will not be entitled to, nor will the conversion rate be adjusted for, any accumulated and unpaid dividends.

We will at all times reserve and keep available, free from preemptive rights, for issuance upon the conversion of shares of preferred stock a number of our authorized but unissued shares of Series A common stock that will from time to time be sufficient to permit the conversion of all outstanding shares of preferred stock.

Make Whole Payment Upon the Occurrence of a Fundamental Change

If the holder of the preferred stock elects to convert its preferred stock upon the occurrence of a fundamental change (a transaction or event that involves the exchange, conversion or acquisition in connection with which 90% or more of our share of Series A common stock are exchanged for, converted into, acquired for or constitute solely the right to receive, consideration that is not at least 90% shares of common stock that is not traded on a national securities exchange or approved for quotation thereof in an interdealer quotation system of any registered United States national securities exchange) that occurs prior to February 1, 2015, in certain circumstances, the holder of the preferred stock will be entitled to receive, in addition to a number of shares of Series A common stock equal to the applicable conversion rate, an additional number of shares of Series A common stock. In no event will the total number of shares of Series A common stock issuable upon conversion exceed 1.5625 per \$25 liquidation preference per share of preferred stock, subject to adjustments in the same manner as the conversion rate.

Adjustments to the Conversion Rate

The conversion rate is subject to adjustment from time to time if any of the following events occur: the issuance of common stock as a dividend, a distribution of our common stock, certain subdivisions and combinations of our common stock, the issuance to holders of our common stock of certain rights or warrants to purchase common stock, certain dividends or distributions of capital stock, evidences of indebtedness, other assets or cash to holders of common stock, or under certain circumstances, a payment we make in respect of a tender offer or exchange offer for our common stock.

We may adopt a rights agreement following consummation of this offering, pursuant to which certain rights would be issued with respect to our shares of Series A common stock. In certain circumstances, the holder of the preferred stock would receive, upon conversion of its preferred stock, in addition to the Series A common stock, the rights under any such rights agreement (if adopted) or any other rights plan then in effect.

Optional Redemption

We may not redeem any shares of preferred stock before February 1, 2010. On or after February 1, 2010, we will have the option to redeem some or all the shares of preferred stock at a redemption price of 100% of the liquidation preference, plus an amount equal to accumulated and unpaid dividends to the redemption date, but only if the closing sale price of our Series A common stock for 20 trading days within a period of 30 consecutive trading days ending on the trading day before the date we give the redemption notice exceeds 130% of the conversion price in effect on each such day. In addition, if on or after February 1, 2010, on any quarterly dividend payment date, the total number of shares of preferred stock outstanding is less than 15% of the total number of shares of the preferred stock outstanding at the time of this offering, we will have the option to redeem

the shares of outstanding preferred stock, in whole but not in part, at a redemption price of 100% of the liquidation preference, plus an amount equal to accumulated and unpaid dividends to the redemption date. If full cumulative dividends on the preferred stock have not been paid, the preferred stock may not be redeemed and we may not purchase or acquire any shares of preferred stock otherwise than pursuant to a purchase or exchange offer made on the same terms to all holders of preferred stock and any parity stock.

Designated Event

If a designated event occurs, each holder of shares of preferred stock will have the right to require us, subject to legally available funds, to redeem any or all of its shares at a redemption price equal to 100% of the liquidation preference, plus accumulated and unpaid dividends to, but excluding, the date of redemption. We may choose to pay the redemption price in cash, shares of Series A common stock, or a combination thereof. If we elect to pay all or a portion of the redemption price in shares of Series A common stock, the shares of Series A common stock will be valued at a discount of 2.5% below the average of the closing sale prices for the ten consecutive trading days ending on the fifth trading day prior to the redemption date. Our ability to redeem all or a portion of the preferred stock for cash is subject to our obligation to repay or repurchase any outstanding debt that may be required to be repaid or repurchased in connection with a designated event and to any contractual restrictions contained in the terms of any indebtedness that we have at that time. If, following a designated event, we are prohibited from paying the redemption price of the preferred stock in cash under the terms of our debt instruments, but are not prohibited under applicable law from paying such redemption price in our shares of Series A common stock, we will pay the redemption price of the preferred stock in our shares of Series A common stock. However, in no event will we be required to deliver more than 240,000,000 shares of Series A common stock in satisfaction of the redemption price (subject to adjustment).

Voting Rights

Unless otherwise determined by our board of directors, holders of shares of preferred stock will not have any voting rights except as described below, as provided in our amended and restated

certificate of incorporation or as otherwise required from time to time by law. Whenever (1) dividends on any shares of the preferred stock or any other class or series of stock ranking on a parity with the preferred stock with respect to the payment of dividends shall be in arrears for dividend periods, whether or not consecutive, containing in the aggregate a number of days equivalent to six calendar quarters or (2) we fail to pay the redemption price on the date shares of preferred stock are called for redemption (whether the redemption is pursuant to the optional redemption provisions or the redemption is in connection with a designated event) then, immediately prior to the next annual meeting of shareholders, the total number of directors constituting the entire board will automatically be increased by two and in each case, the holders of shares of preferred stock (voting separately as a class with all other series of other preferred stock on parity with the preferred stock upon which like voting rights have been conferred and are exercisable) will be entitled to vote for the election of such directors at the next annual meeting of stockholders and each subsequent meeting until the redemption price or all dividends accumulated on the preferred stock have been fully paid or set aside for payment. Directors elected by the holders of the preferred stock shall not be divided into the classes of the board of directors and the term of office of all directors elected by the holders of preferred stock will terminate immediately upon the termination of the right of the holders of preferred stock to vote for directors and upon such termination the total number of directors constituting the entire board will automatically be reduced by two. Each holder of shares of the preferred stock will have one vote for each share of preferred stock held.

So long as any shares of the preferred stock remain outstanding, we will not, without the consent of the holders of at least two-thirds of the shares of preferred stock outstanding at the time, voting separately as a class with all other series of preferred stock upon which like voting rights have been conferred and are exercisable issue or increase the authorized amount of any class or series of stock ranking senior to the outstanding preferred stock as to dividends or upon liquidation. In addition, we will not amend, alter or repeal provisions of our amended and restated certificate of incorporation or of the resolutions contained in the certificate of designations, whether by merger, consolidation or otherwise, so as to amend, alter or adversely affect any power, preference or special right of the outstanding preferred stock or the holders thereof without the affirmative vote of not less than two-thirds of the issued and outstanding preferred stock; provided, however, that any increase in the amount of the authorized Series A common stock or authorized preferred stock or the creation and issuance of other series

of Series A common stock or preferred stock ranking on a parity with or junior to the preferred stock as to dividends and upon liquidation will not be deemed to adversely affect such powers, preference or special rights.

Liquidation Preference

In the event of our liquidation, dissolution or winding up, the holders of preferred stock will be entitled to receive out of our assets available for distribution of an amount equal to the liquidation preference per share of preferred stock held by that holder, plus an amount equal to all accumulated and unpaid dividends on those shares to the date of that liquidation, dissolution, or winding up, before any distribution is made on any junior stock, including our Series A common stock, but after any distributions on any of our indebtedness.

Listing

Our 4.25% convertible perpetual preferred stock is listed on the New York Stock Exchange under the symbol "CE_Pr."

205

SHARES ELIGIBLE FOR FUTURE SALE

We cannot predict what effect, if any, market sales of shares of common stock or the availability of shares of Series A common stock for sale will have on the market price of our Series A common stock. Nevertheless, sales of substantial amounts of Series A common stock in the public market, or the perception that such sales could occur, could materially and adversely affect the market price of our common stock and could impair our future ability to raise capital through the sale of our equity or equity-related securities at a time and price that we deem appropriate.

As of October 26, 2005, we had a total of 158,562,161 shares of Series A common stock outstanding. Of the outstanding shares, the shares sold in our January 2005 initial public offering and in this offering will be freely tradable without restriction or further registration under the Securities Act, except that any shares held by our "affiliates," as that term is defined under Rule 144 of the Securities Act, may be sold only in compliance with the limitations described below. The remaining outstanding shares of Series A common stock will be deemed "restricted securities" as that term is defined under Rule 144. Restricted securities may be sold in the public market only if registered or if they qualify for an exemption from registration under Rule 144 or 144(k) under the Securities Act, which are summarized below.

Subject to the lock-up agreements described below and the provisions of Rule 144 approximately 85 million additional shares of our common stock (assuming the selling stockholders sold all 23,000,000 shares offered by this prospectus) will be available for sale in the public market after the expiration of any such lock-up period (subject to volume limitations and other conditions under Rule 144).

In general, under Rule 144 as currently in effect, a person (or persons whose shares are required to be aggregated), including an affiliate, who has beneficially owned shares of our common stock for at least one year is entitled to sell in any three month period a number of shares that does not exceed the greater of:

- 1% of the then-outstanding shares of common stock or approximately 1.6 million shares; and
- the average weekly reported volume of trading in the common stock on the New York Stock Exchange during the four calendar weeks preceding the date on which notice of sale is filed, subject to restrictions.

Sales under Rule 144 are also subject to manner of sale provisions and notice requirements and to the availability of current public information about us.

Lock-Up Agreements

If the selling stockholders sell the shares through underwriters, we, the selling stockholders and all of our directors and executive officers expect to agree that, without the prior written consent of the lead underwriter(s) on behalf of the underwriters, we and they will not, during the period ending 90 days after the date of the

prospectus supplement that will accompany this prospectus at the time of an offering:

- offer, pledge, sell, contract to sell, sell any option or contract to purchase, purchase any option or contract to sell, grant any option, right or warrant to purchase, lend or otherwise transfer or dispose, of directly or indirectly, any of our shares of Series A common stock or any securities convertible into or exercisable or exchangeable for our Series A common stock;
- file or cause to be filed any registration statement with the SEC relating to the offering of any shares of Series A common stock or any securities convertible or exercisable or exchangeable for our Series A common stock; or
- enter into any swap or other arrangement that transfers to another, in whole or in part, any of the economic consequences of ownership of our Series A common stock;

whether any such transaction described above is to be settled by delivery of our Series A common stock or other securities, in cash or otherwise. The restrictions described in this paragraph do not apply to:

206

- the sale of shares of our Series A common stock to the underwriters in the relevant offering;
- the issuance by us of shares of Series A common stock upon conversion, redemption, exchange or otherwise pursuant to the terms of our convertible perpetual preferred stock or upon the exercise of an option, or a warrant or a similar security or the conversion of a security outstanding on the date of the prospectus supplement that will accompany this prospectus at the time of an offering and reflected in this prospectus and the accompanying prospectus supplement;
- the grants by us of options or stock, or the issuance by us of stock, under our benefit plans described in this prospectus and the accompanying prospectus supplement;
- permitted sales and transfers by us of Series A common stock under the Celanese Americas Retirement Savings Plan;
- distributions of shares of Series A common stock or any security convertible into Series A common stock to limited partners or stockholders of the selling stockholders, provided that the recipients of such Series A common stock agrees to be bound by the restrictions described in this paragraph for the remainder of such 90-day period;
- transfers by directors or executive officers of shares of Series A common stock by gift or to immediate family members provided that the recipients of such Series A common stock agree to be bound by the restrictions described in this paragraph for the remainder of such 90-day period;
- transfers by executive officers to us upon death or disability or termination of employment in accordance with the terms of the employee stockholders agreements entered into prior to the date of the relevant offering;
- the issuance of Series A common stock in connection with the acquisition of, a joint venture with or a merger with, another company, and the filing of a registration statement with respect thereto, provided

that, subject to certain exceptions, the recipients of such Series A common stock agree to be bound by the restrictions described in this paragraph for the remainder of such 90-day period;

- transactions by any person other than us relating to shares of Series A common stock acquired in open market transactions after the completion of the relevant offering; and.
- the filing of a registration statement pursuant to the registration rights of any of the selling stockholders.

CERTAIN UNITED STATES FEDERAL INCOME AND ESTATE TAX CONSEQUENCES TO NON-U.S. HOLDERS

The following is a summary of certain United States federal income and estate tax consequences of the purchase, ownership and disposition of our Series A common stock as of the date hereof. Except where noted, this summary deals only with Series A common stock that is held as a capital asset by a non-U.S. holder.

A "non-U.S. holder" means a person (other than a partnership) that is not for United States federal income tax purposes any of the following:

- an individual citizen or resident of the United States;
- a corporation (or any other entity treated as a corporation for United States federal income tax purposes) created or organized in or under the laws of the United States, any state thereof or the District of Columbia;
- an estate the income of which is subject to United States federal income taxation regardless of its source; or
- a trust if it (1) is subject to the primary supervision of a court within the United States and one or more United States persons have the authority to control all substantial decisions of the trust or (2) has a valid election in effect under applicable United States Treasury regulations to be treated as a United States person.

This summary is based upon provisions of the Internal Revenue Code of 1986, as amended (the "Code"), and regulations, rulings and judicial decisions as of the date hereof. Those authorities may be changed, perhaps retroactively, so as to result in United States federal income and estate tax consequences different from those summarized below. This summary does not address all aspects of United States federal income and estate taxes and does not deal with foreign, state, local or other tax considerations that may be relevant to non-U.S. holders in light of their personal circumstances. In addition, it does not represent a detailed description of the United States federal income and estate tax consequences applicable to you if you are subject to special treatment under the United States federal income tax laws (including if you are a United States expatriate, "controlled foreign corporation," "passive foreign investment company," or an investor in a pass-through entity). We cannot assure you that a change in law will not alter significantly the tax considerations that we describe in this summary.

If a partnership holds our Series A common stock, the tax treatment of a partner will generally depend upon the status of the partner and the activities of the partnership. If you are a partner of a partnership holding our Series A common stock, you should consult your tax advisors.

If you are considering the purchase of our Series A common stock, you should consult your own tax advisors concerning the particular United States federal income and estate tax consequences to you of the ownership of the Series A common stock, as well as the consequences to you arising under the laws of any other taxing jurisdiction.

Dividends

Distributions paid to a non-U.S. holder of our Series A common stock that qualify as dividends generally will be subject to withholding of United States federal income tax at a 30% rate or such lower rate as may be specified by an applicable income tax treaty. However, dividends that are effectively connected with the conduct of a trade or business by the non-U.S. holder within the United States (and, where a tax treaty applies, are attributable to a United States permanent establishment of the non-U.S. holder) are not subject to the withholding tax, provided certain certification and disclosure requirements are satisfied. Instead, such dividends are subject to United States federal income tax on a net income basis in the same manner as if the non-U.S. holder were a United States person as defined under the Code. Any such effectively connected dividends received by a foreign corporation may be subject to an additional "branch profits tax" at a 30% rate or such lower rate as may be specified by an applicable income tax treaty.

208

A non-U.S. holder of our Series A common stock who wishes to claim the benefit of an applicable treaty rate and avoid backup withholding, as discussed below, for dividends will be required to (a) complete Internal Revenue Service Form W-8BEN (or other applicable form) and certify under penalty of perjury that such holder is not a United States person as defined under the Code or (b) if our Series A common stock is held through certain foreign intermediaries, satisfy the relevant certification requirements of applicable United States Treasury regulations. Special certification and other requirements apply to certain non-U.S. holders that are entities rather than individuals.

A non-U.S. holder of our Series A common stock eligible for a reduced rate of United States withholding tax pursuant to an income tax treaty may obtain a refund of any excess amounts withheld by filing an appropriate claim for refund with the Internal Revenue Service.

If we determine, at a time reasonably close to the date of payment of a distribution on our Series A common stock, that the distribution will not qualify as a dividend because we will not have current or accumulated earnings and profits, we may elect not to withhold any United States federal income tax on the distribution as permitted by Treasury regulations. If we or another withholding agent withholds tax on any such distribution that is made during a taxable year for which we have no current or accumulated earnings and profits, you may be entitled to a refund of the tax withheld, which you may claim by filing a United States tax return.

Gain on Disposition of Series A Common Stock

Any gain realized on the disposition of our Series A common stock generally will not be subject to United States federal income tax unless:

- the gain is effectively connected with a trade or business of the non-U.S. holder in the United States, and, if required by an applicable income tax treaty, is attributable to a United States permanent establishment of the non-U.S. holder;
- the non-U.S. holder is an individual who is present in the United States for 183 days or more in the taxable year of that disposition, and certain other conditions are met; or
- we are or have been a "United States real property holding corporation" for United States federal income tax purposes.

An individual non-U.S. holder described in the first bullet point immediately above will be subject to tax on the net gain derived from the sale under regular graduated United States federal income tax rates. An individual non-U.S. holder described in the second bullet point immediately above will be subject to a flat 30% tax on the gain derived from the sale, which may be offset by United States source capital losses, even though the individual is not considered a resident of the United States. If a non-U.S. holder that is a foreign corporation falls under the first bullet point immediately above, it will be subject to tax on its net gain in the same manner as if it were a United States person as defined under the Code and, in addition, may be subject to the branch profits tax equal to 30% of its effectively connected earnings and profits or at such lower rate as may be specified by an applicable

income tax treaty.

We believe we are not and do not anticipate becoming a "United States real property holding corporation" for United States federal income tax purposes.

Federal Estate Tax

Series A common stock held by an individual non-U.S. holder at the time of death will be included in such holder's gross estate for United States federal estate tax purposes, unless an applicable estate tax treaty provides otherwise.

Information Reporting and Backup Withholding

We must report annually to the Internal Revenue Service and to each non-U.S. holder the amount of distributions qualifying as dividends paid to such holder and the tax withheld with respect to such dividends, regardless of whether withholding was required. Copies of the information returns

209

reporting such dividends and withholding may also be made available to the tax authorities in the country in which the non-U.S. holder resides under the provisions of an applicable income tax treaty.

A non-U.S. holder will be subject to backup withholding for dividends paid to such holder unless such holder certifies under penalty of perjury that it is a non-U.S. holder, and the payor does not have actual knowledge or reason to know that such holder is a United States person as defined under the Code, or such holder otherwise establishes an exemption.

Information reporting and, depending on the circumstances, backup withholding will apply to the proceeds of a sale of our Series A common stock within the United States or conducted through certain United States-related financial intermediaries, unless the beneficial owner certifies under penalty of perjury that it is a non-U.S. holder (and the payor does not have actual knowledge or reason to know that the beneficial owner is a United States person as defined under the Code) or such owner otherwise establishes an exemption.

Any amounts withheld under the backup withholding rules may be allowed as a refund or a credit against a non-U.S. holder's United States federal income tax liability provided the required information is furnished to the Internal Revenue Service.

210

PLAN OF DISTRIBUTION

The selling stockholders may sell the shares of our Series A common stock in any of three ways (or in any combination):

- through underwriters or dealers;
- directly to a limited number of purchasers or to a single purchaser; or
- through agents.

The prospectus supplement will set forth the terms of the offering of such shares, including

- the name or names of any underwriters, dealers or agents and the amounts of shares underwritten or

purchased by each of them, and

- the initial public offering price of the shares and the proceeds to the selling stockholders and any discounts, commissions or concessions allowed or reallocated or paid to dealers.

Any initial public offering price and any discounts or concessions allowed or reallocated or paid to dealers may be changed from time to time.

The selling stockholders may effect the distribution of the shares from time to time in one or more transactions either:

- at a fixed price or at prices that may be changed;
- at market prices prevailing at the time of sale;
- at prices relating to such prevailing market prices; or
- at negotiated prices.

If underwriters are used in the sale of any shares, the shares will be acquired by the underwriters for their own account and may be resold from time to time in one or more transactions, including negotiated transactions, at a fixed public offering price or at varying prices determined at the time of sale. The shares may be either offered to the public through underwriting syndicates represented by managing underwriters, or directly by underwriters. Generally, the underwriters' obligations to purchase the shares will be subject to certain conditions precedent. The underwriters will be obligated to purchase all of the shares if they purchase any of the shares (other than any shares purchased upon exercise of any over-allotment option).

The selling stockholders may sell the shares through agents from time to time. The prospectus supplement will name any agent involved in the offer or sale of the shares and any commissions paid to them. Generally, any agent will be acting on a best efforts basis for the period of its appointment.

Any underwriters, broker-dealers and agents that participate in the distribution of the shares may be deemed to be "underwriters" as defined in the Securities Act. Any commissions paid or any discounts or concessions allowed to any such persons, and any profits they receive on resale of the shares, may be deemed to be underwriting discounts and commissions under the Securities Act. We will identify any underwriters or agents and describe their compensation in a prospectus supplement. Maximum compensation to any underwriters, dealers or agents will not exceed 8% of the maximum aggregate offering proceeds.

Underwriters or agents may purchase and sell the shares in the open market. These transactions may include over-allotment, stabilizing transactions, syndicate covering transactions and penalty bids. Over-allotment involves sales in excess of the offering size, which creates a short position. Stabilizing transactions consist of bids or purchases for the purpose of preventing or retarding a decline in the market price of the shares and are permitted so long as the stabilizing bids do not exceed a specified maximum. Syndicate covering transactions involve the placing of any bid on behalf of the underwriting syndicate or the effecting of any purchase to reduce a short position created in connection with the offering. The underwriters or agents also may impose a penalty bid, which permits them to reclaim selling concessions allowed to syndicate members or certain dealers if they repurchase

the shares in stabilizing or covering transactions. These activities may stabilize, maintain or otherwise affect the market price of the shares, which may be higher than the price that might otherwise prevail in the open market. These activities, if begun, may be discontinued at any time. These transactions may be effected on any exchange on which the shares are traded, in the over-the-counter market or otherwise.

Our Series A common stock is listed on the New York Stock Exchange under the symbol "CE."

Agents and underwriters may be entitled to indemnification by us and the selling stockholders against certain civil liabilities, including liabilities under the Securities Act, or to contribution with respect to payments which the agents or underwriters may be required to make in respect thereof.

Agents and underwriters may be customers of, engage in transactions with, or perform services for us in the ordinary course of business.

If the selling stockholders sell the shares through underwriters, we, the selling stockholders and all of our directors and executive officers expect to agree that, without the prior written consent of the lead underwriter(s) on behalf of the underwriters, we and they will not, during the period ending 90 days after the date of the prospectus supplement that will accompany this prospectus at the time of an offering:

- offer, pledge, sell, contract to sell, sell any option or contract to purchase, purchase any option or contract to sell, grant any option, right or warrant to purchase, lend or otherwise transfer or dispose of, directly or indirectly, any of our shares of Series A common stock or any securities convertible into or exercisable or exchangeable for our Series A common stock;
- file or cause to be filed any registration statement with the SEC relating to the offering of any shares of Series A common stock or any securities convertible or exercisable or exchangeable for our Series A common stock; or
- enter into any swap or other arrangement that transfers to another, in whole or in part, any of the economic consequences of ownership of our Series A common stock;

whether any such transaction described above is to be settled by delivery of our Series A common stock or other securities, in cash or otherwise. The restrictions described in this paragraph do not apply to

- the sale of shares of our Series A common stock to the underwriters in the relevant offering;
- the issuance by us of shares of Series A common stock upon conversion, redemption, exchange or otherwise pursuant to the terms of our convertible perpetual preferred stock or upon the exercise of an option, or a warrant or a similar security or the conversion of a security outstanding on the date of the prospectus supplement that will accompany this prospectus at the time of an offering and reflected in this prospectus and the accompanying prospectus supplement;
- the grants by us of options or stock, or the issuance by us of stock, under our benefit plans described in this prospectus and the accompanying prospectus supplement;
- permitted sales and transfers by us of Series A common stock under the Celanese Americas Retirement Savings Plan;
- distributions of shares of Series A common stock or any security convertible into Series A common stock to limited partners or stockholders of the selling stockholders, provided that the recipients of such Series A common stock agrees to be bound by the restrictions described in this paragraph for the remainder of such 90 day period;
- transfers by directors or executive officers of shares of Series A common stock by gift or to immediate family members provided that the recipients of such Series A common stock agree to be bound by the restrictions described in this paragraph for the remainder of such 90-day period;

- transfers by executive officers to us upon death or disability or termination of employment in accordance with the terms of the employee stockholders agreements entered into prior to the date of the relevant offering;
- the issuance of Series A common stock in connection with the acquisition of, a joint venture with or a merger with, another company, and the filing of a registration statement with respect thereto, provided that, subject to certain exceptions, the recipients of such Series A common stock agree to be bound by the restrictions described in this paragraph for the remainder of such 90 day period;
- transactions by any person other than us relating to shares of Series A common stock acquired in open market transactions after the completion of the relevant offering; and
- the filing of a registration statement pursuant to the registration rights of any of the selling stockholders.

The estimated offering expenses payable by us, in addition to any underwriting discounts and commissions that will be paid by the selling stockholders, are approximately \$1.4 million, which includes legal, accounting and printing costs and various other fees associated with registering the Series A common stock.

VALIDITY OF THE SHARES

The validity of the issuance of the securities to be sold in this offering will be passed upon for us by Simpson Thacher & Bartlett LLP, New York, New York and for the underwriters by Davis Polk & Wardwell, New York, New York. A private investment fund comprised of selected partners of Simpson Thacher & Bartlett LLP, members of their families, related persons and others owns an interest representing less than 1% of the capital commitments of funds affiliated with the Sponsor.

EXPERTS

The consolidated balance sheet of Celanese Corporation and subsidiaries as of December 31, 2004, and the related consolidated statements of operations, shareholders' equity (deficit), and cash flows for the nine-month period ended December 31, 2004, have been included in this prospectus in reliance upon the report of KPMG LLP, independent registered public accounting firm, appearing elsewhere in this prospectus, and upon the authority of said firm as experts in accounting and auditing. The report of the independent registered public accounting firm covering these consolidated financial statements contains an explanatory paragraph that states that as a result of the acquisition by a subsidiary of Celanese Corporation of 84.3% of the outstanding stock of CAG in a business combination effective April 1, 2004 (a convenience date for the April 6, 2004 acquisition date), the consolidated financial information for the period after the acquisition is presented on a different cost basis than that for the periods before the acquisition and, therefore, is not comparable.

The consolidated balance sheet of Celanese AG and subsidiaries as of December 31, 2003, and the related consolidated statements of operations, shareholders' equity and cash flows for the period from January 1, 2004 to March 31, 2004 and for the years ended December 31, 2003 and 2002, have been included in this prospectus in reliance upon the report of KPMG Deutsche Treuhand-Gesellschaft Aktiengesellschaft Wirtschaftsprüfungsgesellschaft, independent registered public accounting firm, appearing elsewhere in this prospectus, and upon the authority of said firm as experts in accounting and auditing. The report of the independent registered public accounting firm covering these consolidated financial statements contains explanatory paragraphs that state that (a) CAG changed from using the last-in, first-out, or LIFO, method of determining cost of inventories at certain locations to the first-in, first-out or FIFO method, adopted Statement of Financial Accounting Standards ("SFAS") No. 143, "Accounting for Asset Retirement Obligations," effective January 1, 2003, adopted Financial Accounting Standards Board Interpretation No. 46 (Revised), "Consolidation of Variable Interest Entities—an interpretation of ARB No. 51," effective December 31, 2003, adopted SFAS No. 142, "Goodwill and Other Intangible Assets," effective January 1, 2002, early adopted SFAS No. 146 "Accounting for Costs Associated with Exit or Disposal Activities," effective October 1, 2002, and changed the actuarial measurement date for its Canadian

and U.S. pension and other postretirement benefit plans in 2003 and 2002, respectively, and (b) the independent registered public accounting firm also has reported separately on the consolidated financial statements of CAG for the years ended December 31, 2003 and 2002 which were presented separately using the euro as the reporting currency.

WHERE YOU CAN FIND ADDITIONAL INFORMATION

We have filed with the Securities and Exchange Commission (the "SEC") a registration statement on Form S-1 under the Securities Act with respect to this offering. This prospectus, which forms a part of the registration statement, does not contain all of the information set forth in the registration statement. For further information with respect to us and the shares of our Series A common stock, reference is made to the registration statement. Statements contained in this prospectus as to the contents of any contract or other document are not necessarily complete. We are subject to the informational requirements of the Exchange Act, and, in accordance therewith, file reports and other information with the SEC. The registration statement, such reports and other information can be inspected and copied at the Public Reference Room of the SEC located at 100 F Street, N.E., Washington D.C. 20549. Copies of such materials, including copies of all or any portion of the registration statement, can be obtained from the Public Reference Room of the SEC at prescribed rates. You can call the SEC at 1-800-SEC-0330 to obtain information on the operation of the Public Reference Room. Such materials may also be accessed electronically by means of the SEC's home page on the Internet (<http://www.sec.gov>).

214

INDEX TO CONSOLIDATED FINANCIAL STATEMENTS

	<u>PAGE</u>
ANNUAL CELANESE CORPORATION CONSOLIDATED FINANCIAL STATEMENTS	
Reports of Independent Registered Public Accounting Firm	F-2
Consolidated Statements of Operations for the nine months ended December 31, 2004, the three months ended March 31, 2004, and the years ended December 31, 2003 and 2002	F-4
Consolidated Balance Sheets as of December 31, 2004 and 2003	F-5
Consolidated Statements of Shareholders' Equity (Deficit) for the nine months ended December 31, 2004, the three months ended March 31, 2004, and the years ended December 31, 2003 and 2002	F-6
Consolidated Statements of Cash Flows for the nine months ended December 31, 2004, the three months ended March 31, 2004, and the years ended December 31, 2003 and 2002	F-7
Notes to Consolidated Financial Statements	F-8
CELANESE CORPORATION UNAUDITED INTERIM CONSOLIDATED FINANCIAL STATEMENTS	
Unaudited Consolidated Statements of Operations for the three months ended June 30, 2005 and 2004	F-95
Unaudited Consolidated Statements of Operations for the six months ended June 30, 2005 and the three months ended June 30, 2004 and March 31, 2004	F-96
Unaudited Consolidated Balance Sheets as of June 30, 2005 and December 31, 2004	F-97
Unaudited Consolidated Statements of Shareholders' Equity (Deficit) for the six months ended June 30, 2005 and the three months ended June 30, 2004 and March 31, 2004	F-98
Unaudited Consolidated Statements of Cash Flows for the six months ended June 30, 2005 and the three months ended June 30, 2004 and March 31, 2004	F-99
Notes to the Unaudited Interim Consolidated Financial Statements	F-101

Report of Independent Registered Public Accounting Firm

To the Board of Directors and Shareholders
Celanese Corporation:

We have audited the accompanying consolidated balance sheet of Celanese Corporation and subsidiaries ("Successor") as of December 31, 2004, and the related consolidated statements of operations, shareholders' equity (deficit), and cash flows for the nine-month period ended December 31, 2004. These consolidated financial statements are the responsibility of the Company's management. Our responsibility is to express an opinion on these financial statements based on our audit.

We conducted our audit in accordance with the standards of the Public Company Accounting Oversight Board (United States). Those standards require that we plan and perform the audit to obtain reasonable assurance about whether the financial statements are free of material misstatement. An audit includes examining, on a test basis, evidence supporting the amounts and disclosures in the financial statements. An audit also includes assessing the accounting principles used and significant estimates made by management, as well as evaluating the overall financial statement presentation. We believe that our audit provides a reasonable basis for our opinion.

In our opinion, the consolidated financial statements referred to above present fairly, in all material respects, the financial position of Celanese Corporation and subsidiaries as of December 31, 2004, and the results of their operations and their cash flows for the nine-month period ended December 31, 2004, in conformity with U.S. generally accepted accounting principles.

As discussed in Notes 1 and 2 to the consolidated financial statements, effective April 1, 2004 (a convenience date for the April 6, 2004 acquisition date), a subsidiary of Celanese Corporation acquired 84.3% of the outstanding stock of Celanese AG in a business combination. As a result of the acquisition, the consolidated financial information for the period after the acquisition is presented on a different cost basis than that for the periods before the acquisition and, therefore, is not comparable.

/s/ KPMG LLP
Short Hills, New Jersey
March 30, 2005

F-2

Report of Independent Registered Public Accounting Firm

To the Supervisory Board
Celanese AG:

We have audited the accompanying consolidated balance sheet of Celanese AG and subsidiaries ("Predecessor") as of December 31, 2003, and the related consolidated statements of operations, shareholders' equity, and cash flows for the period from January 1, 2004 to March 31, 2004 and for the years ended December 31, 2003 and 2002 ("Predecessor periods"). These consolidated financial statements are the responsibility of the Company's management. Our responsibility is to express an opinion on these consolidated financial statements based on our audits.

We conducted our audits in accordance with the standards of the Public Company Accounting Oversight Board (United States). Those standards require that we plan and perform the audit to obtain reasonable assurance about whether the financial statements are free of material misstatement. An audit includes examining, on a test basis, evidence supporting the amounts and disclosures in the financial statements. An audit also includes assessing the accounting principles used and significant estimates made by management, as well as evaluating the overall financial statement presentation. We believe that our audits provide a reasonable basis for our opinion.

In our opinion, the consolidated financial statements referred to above present fairly, in all material respects, the financial position of Celanese AG and subsidiaries as of December 31, 2003, and the results of their operations and their cash flows for the Predecessor periods, in conformity with U.S. generally accepted accounting principles.

As discussed in Note 4 to the consolidated financial statements, Celanese AG and subsidiaries changed from using the last-in, first-out or LIFO method of determining cost of inventories at certain locations to the first-in, first-out or FIFO method.

As discussed in Note 5 to the consolidated financial statements, Celanese AG and subsidiaries adopted Statement of Financial Accounting Standards ("SFAS") No. 143, "Accounting for Asset Retirement Obligations", effective January 1, 2003.

As discussed in Note 5 to the consolidated financial statements, Celanese AG and subsidiaries adopted Financial Accounting Standards Board Interpretation No. 46 (Revised), "Consolidation of Variable Interest Entities—an interpretation of ARB No. 51", effective December 31, 2003.

As discussed in Note 5 to the consolidated financial statements, Celanese AG and subsidiaries adopted SFAS No. 142, "Goodwill and Other Intangible Assets", effective January 1, 2002.

As discussed in Note 5 to the consolidated financial statements, Celanese AG and subsidiaries have early adopted SFAS No. 146, "Accounting for Costs Associated with Exit or Disposal Activities", effective October 1, 2002.

As discussed in Note 17 to the consolidated financial statements, Celanese AG and subsidiaries changed the actuarial measurement date for their Canadian and U.S. pension and other postretirement benefit plans in 2003 and 2002, respectively.

We also have reported separately on the consolidated financial statements of Celanese AG and subsidiaries as of December 31, 2003 and for the years ended December 31, 2003 and 2002. Those financial statements were presented using the euro as the reporting currency.

/s/KPMG Deutsche Treuhand-Gesellschaft Aktiengesellschaft Wirtschaftsprüfungsgesellschaft
Frankfurt am Main, Germany
March 30, 2005

F-3

CELANESE CORPORATION AND SUBSIDIARIES CONSOLIDATED STATEMENTS OF OPERATIONS

	Successor		Predecessor	
	Nine Months Ended December 31, 2004	Three Months Ended March 31, 2004	Year Ended December 31, 2003	Year Ended December 31, 2002
	(in \$ millions, except for share and per share data)			
Net sales	3,826	1,243	4,603	3,836
Cost of sales	(3,092)	(1,002)	(3,883)	(3,171)
Selling, general and administrative expenses	(498)	(137)	(510)	(446)
Research and development expenses	(67)	(23)	(89)	(65)
Special charges:				
Insurance recoveries associated with plumbing cases	1	—	107	—
Sorbates antitrust matters	—	—	(95)	—
Restructuring, impairment and other special charges, net	(92)	(28)	(17)	5
Foreign exchange gain (loss)	(3)	—	(4)	3
Gain (loss) on disposition of assets	3	(1)	6	11

Operating profit	78	52	118	173
Equity in net earnings of affiliates	36	12	35	21
Interest expense	(300)	(6)	(49)	(55)
Interest income	24	5	44	18
Other income (expense), net	(12)	9	48	23
Earnings (loss) from continuing operations before tax and minority interests	(174)	72	196	180
Income tax provision	(70)	(17)	(53)	(57)
Earnings (loss) from continuing operations before minority interests	(244)	55	143	123
Minority interests	(8)	—	—	—
Earnings (loss) from continuing operations	(252)	55	143	123
Earnings (loss) from discontinued operations:				
Loss from operation of discontinued operations	—	(5)	(1)	(43)
Gain (loss) on disposal of discontinued operations	(2)	14	7	14
Income tax benefit	1	14	—	56
Earnings (loss) from discontinued operations	(1)	23	6	27
Cumulative effect of changes in accounting principles, net of income tax of \$1 million and \$5 million in 2003 and 2002, respectively	—	—	(1)	18
Net earnings (loss)	<u>(253)</u>	<u>78</u>	<u>148</u>	<u>168</u>
Earnings (loss) per common share – basic:				
Continuing operations	(2.54)	1.12	2.89	2.44
Discontinued operations	(0.01)	0.46	0.12	0.54
Cumulative effect of changes in accounting principles	—	—	(0.02)	0.36
Net earnings (loss)	<u>(2.55)</u>	<u>1.58</u>	<u>2.99</u>	<u>3.34</u>
Earnings (loss) per common share – diluted:				
Continuing operations	(2.54)	1.11	2.89	2.44
Discontinued operations	(0.01)	0.46	0.12	0.54
Cumulative effect of changes in accounting principles	—	—	(0.02)	0.36
Net earnings (loss)	<u>(2.55)</u>	<u>1.57</u>	<u>2.99</u>	<u>3.34</u>
Weighted average shares – basic:	99,377,884	49,321,468	49,445,958	50,329,346
Weighted average shares – diluted:	99,377,884	49,712,421	49,457,145	50,329,346

See the accompanying notes to the consolidated financial statements.

F-4

**CELANESE CORPORATION AND SUBSIDIARIES
CONSOLIDATED BALANCE SHEETS**

Successor As of December 31, 2004	Predecessor As of December 31, 2003
(in \$ millions, except share amounts)	

ASSETS

Current assets:

Cash and cash equivalents	838	148
Receivables, net:		
Trade receivables, net – third party and affiliates	866	722
Other receivables	670	589
Inventories	618	509
Deferred income taxes	71	67
Other assets	86	95
Assets of discontinued operations	2	164
Total current assets	3,151	2,294
Investments	600	561
Property, plant and equipment, net	1,702	1,710
Deferred income taxes	54	606
Other assets	756	535
Goodwill	747	1,072
Intangible assets, net	400	36
Total assets	7,410	6,814

LIABILITIES AND SHAREHOLDERS' EQUITY (DEFICIT)

Current liabilities:

Short-term borrowings and current installments of long-term debt – third party and affiliates	144	148
Accounts payable and accrued liabilities:		
Trade payables – third party and affiliates	722	590
Accrued liabilities	888	919
Deferred income taxes	20	19
Income taxes payable	214	266
Liabilities of discontinued operations	7	30
Total current liabilities	1,995	1,972
Long-term debt	3,243	489
Deferred income taxes	256	99
Benefit obligations	1,000	1,165
Other liabilities	510	489
Minority interests	518	18

Commitments and contingencies

Shareholders' equity (deficit):

Successor: Series B common stock, no par value, 500,000,000 shares authorized and 99,377,884 issued and outstanding as of December 31, 2004		
Predecessor: Common stock, no par value, €140 million aggregate registered value; 54,790,369 shares authorized and issued; 49,321,468 outstanding as of December 31, 2003	—	150
Additional paid-in capital	158	2,714
Retained earnings (deficit)	(253)	25
Accumulated other comprehensive income (loss)	(17)	(198)
	(112)	2,691
Less: Treasury stock at cost	—	109
Total shareholders' equity (deficit)	(112)	2,582
Total liabilities and shareholders' equity (deficit)	7,410	6,814

CELANESE CORPORATION AND SUBSIDIARIES
CONSOLIDATED STATEMENTS OF SHAREHOLDERS' EQUITY (DEFICIT)

	Common Stock	Additional Paid-in Capital	Retained Earnings (Deficit)	Accumulated Other Comprehensive Income (Loss)	Treasury Stock	Total Shareholders' Equity (Deficit)
(in \$ millions, except per share data)						
Predecessor						
Balance at December 31, 2001	153	2,677	(266)	(497)	(113)	1,954
Comprehensive income (loss), net of tax:						
Net earnings	—	—	168	—	—	168
Other comprehensive income (loss):						
Unrealized gain on securities ⁽¹⁾	—	—	—	3	—	3
Foreign currency translation	—	—	—	192	—	192
Unrealized loss on derivative contracts ⁽²⁾	—	—	—	(5)	—	(5)
Additional minimum pension liability ⁽³⁾	—	—	—	(220)	—	(220)
Other comprehensive loss	—	—	—	(30)	—	(30)
Comprehensive income	—	—	—	—	—	138
Amortization of deferred compensation	—	3	—	—	—	3
Indemnification of demerger liability	—	7	—	—	—	7
Purchase of treasury stock	—	—	—	—	(6)	(6)
Retirement of treasury stock	(3)	(22)	—	—	25	—
Balance at December 31, 2002	150	2,665	(98)	(527)	(94)	2,096
Comprehensive income, net of tax:						
Net earnings	—	—	148	—	—	148
Other comprehensive income:						
Unrealized gain on securities ⁽¹⁾	—	—	—	4	—	4
Foreign currency translation	—	—	—	307	—	307
Unrealized gain on derivative contracts ⁽²⁾	—	—	—	6	—	6
Additional minimum pension liability ⁽³⁾	—	—	—	12	—	12
Other comprehensive income	—	—	—	329	—	329
Comprehensive income	—	—	—	—	—	477
Dividends (\$0.48 per share)	—	—	(25)	—	—	(25)
Amortization of deferred compensation	—	5	—	—	—	5
Indemnification of demerger liability ⁽⁴⁾	—	44	—	—	—	44
Purchase of treasury stock	—	—	—	—	(15)	(15)
Balance at December 31, 2003	150	2,714	25	(198)	(109)	2,582
Comprehensive income (loss), net of tax:						
Net earnings	—	—	78	—	—	78
Other comprehensive income (loss):						
Unrealized gain on securities ⁽¹⁾	—	—	—	7	—	7

Foreign currency translation	—	—	—	(46)	—	(46)
Other comprehensive loss	—	—	—	(39)	—	(39)
Comprehensive income	—	—	—	—	—	39
Amortization of deferred compensation	—	1	—	—	—	1
Balance at March 31, 2004	150	2,715	103	(237)	(109)	2,622
Successor						
Contributed Capital	—	641	—	—	—	641
Comprehensive income (loss), net of tax:						
Net loss	—	—	(253)	—	—	(253)
Other comprehensive income (loss):						
Unrealized loss on securities ⁽¹⁾	—	—	—	(7)	—	(7)
Foreign currency translation	—	—	—	7	—	7
Unrealized gain on derivative contracts ⁽²⁾	—	—	—	2	—	2
Additional minimum pension liability ⁽³⁾	—	—	—	(19)	—	(19)
Other comprehensive income	—	—	—	(17)	—	(17)
Comprehensive loss	—	—	—	—	—	(270)
Indemnification of demerger liability	—	3	—	—	—	3
Distribution to original shareholders	—	(500)	—	—	—	(500)
Management compensation	—	14	—	—	—	14
Balance at December 31, 2004	—	158	(253)	(17)	—	(112)

- (1) Net of tax (benefit) expense of \$(1) million in 2002, \$2 million in 2003, \$2 million for the three months ended March 31, 2004 and \$0 million for the nine months ended December 31, 2004.
- (2) Net of tax (benefit) expense of \$(2) million in 2002, \$4 million in 2003, and \$1 million for the nine months ended December 31, 2004.
- (3) Net of tax (benefit) expense of \$(118) million in 2002, \$5 million in 2003 and \$(3) million for the nine months ended December 31, 2004.
- (4) Net of tax expense of \$33 million in 2003.

See the accompanying notes to the consolidated financial statements.

F-6

**CELANESE CORPORATION AND SUBSIDIARIES
CONSOLIDATED STATEMENTS OF CASH FLOWS**

	Successor	Predecessor		
	Nine Months Ended December 31, 2004	Three Months Ended March 31, 2004	Year Ended December 31, 2003	Year Ended December 31, 2002
(in \$ millions)				
Operating activities from continuing operations:				

Net earnings (loss)	(253)	78	148	168
(Earnings) loss from discontinued operations, net	1	(23)	(6)	(27)
Cumulative effect of changes in accounting principles	—	—	1	(18)
Adjustments to reconcile net earnings (loss) to net cash provided by (used in) operating activities:				
Special charges, net of amounts used	37	20	91	(60)
Stock based compensation	—	2	65	5
Depreciation and amortization	184	72	294	247
Amortization of deferred financing fees	98	—	—	—
Change in equity of affiliates	(14)	3	(12)	40
Deferred income taxes	19	(12)	79	2
(Gain) on disposition of assets, net	(3)	—	(9)	(11)
Write-downs of investments	—	—	4	15
Loss (gain) on foreign currency	19	(26)	155	121
Minority interests	8	—	—	—
Changes in operating assets and liabilities:				
Trade receivables, net – third party and affiliates	(19)	(89)	—	(90)
Other receivables	109	(42)	22	(18)
Prepaid expenses	(8)	14	(50)	(10)
Inventories	(18)	(11)	(11)	11
Trade payables – third party and affiliates	95	(6)	(41)	7
Benefit obligations and other liabilities	(356)	(118)	(165)	(4)
Income taxes payable	10	38	(195)	(4)
Loss on extinguishment of mandatorily redeemable preferred shares	21	—	—	—
Other, net	7	(7)	31	(11)
Net cash provided by (used in) operating activities	(63)	(107)	401	363
Investing activities from continuing operations:				
Capital expenditures on property, plant and equipment	(166)	(44)	(211)	(203)
Acquisition of Celanese AG, net of cash acquired	(1,564)	—	—	—
Fees associated with acquisition of Celanese AG	(69)	—	—	—
Acquisition of businesses	—	—	(18)	(131)
Net proceeds (outflow) on sale of assets	31	—	10	(12)
Net proceeds from disposal of discontinued operations	—	139	10	206
Proceeds from sale of marketable securities	132	42	202	201
Purchases of marketable securities	(173)	(42)	(265)	(223)
Distributions from affiliates	—	—	—	39
Other, net	(1)	1	(3)	(16)
Net cash provided by (used in) investing activities	(1,810)	96	(275)	(139)
Financing activities from continuing operations:				
Initial capitalization	641	—	—	—
Distribution to original shareholders	(500)	—	—	—
Issuance of mandatorily redeemable preferred shares	200	—	—	—
Repayment of mandatorily redeemable preferred shares	(221)	—	—	—
Borrowings under bridge loans	1,565	—	—	—
Repayment of bridge loans	(1,565)	—	—	—
Proceeds from long-term debt	—	—	61	50
Proceeds from issuance of senior subordinated and discount notes	1,988	—	—	—
Proceeds from floating rate term loan	350	—	—	—
Borrowings under senior credit facilities	608	—	—	—

Short-term borrowings (repayments), net	36	(16)	(20)	(141)
Payments of long-term debt	(254)	(27)	(109)	(53)
Issuance/(purchase) of Celanese AG treasury stock	29	—	(15)	(6)
Issuance of preferred stock by consolidated subsidiary	15	—	—	—
Fees associated with financing	(205)	—	—	—
Dividend payments by Celanese AG	(1)	—	(25)	—
Net cash provided by (used in) financing activities	2,686	(43)	(108)	(150)
Exchange rate effects on cash	25	(1)	6	7
Net increase (decrease) in cash and cash equivalents	838	(55)	24	81
Cash and cash equivalents at beginning of period	—	148	124	43
Cash and cash equivalents at end of period	838	93	148	124
Net cash provided by (used in) discontinued operations:				
Operating activities	1	(139)	(12)	16
Investing activities	(1)	139	12	(17)
Financing activities	—	—	—	(2)
Net cash used in discontinued operations	—	—	—	(3)

See the accompanying notes to the consolidated financial statements.

F-7

CELANESE CORPORATION AND SUBSIDIARIES NOTES TO CONSOLIDATED FINANCIAL STATEMENTS

1. *Description of the Company and Change in Ownership*

Description of the Company

Celanese Corporation and its subsidiaries (collectively the "Company" or the "Successor") is a global industrial chemicals company, representing the former business of Celanese AG and its subsidiaries ("CAG" or the "Predecessor"). The Company's business involves processing chemical raw materials, such as ethylene and propylene, and natural products, including natural gas and wood pulp, into value-added chemicals and chemical-based products.

On November 3, 2004, Blackstone Crystal Holdings Capital Partners (Cayman) IV Ltd., reorganized as a Delaware corporation and changed its name to Celanese Corporation. Additionally, BCP Crystal Holdings Ltd. 2, a subsidiary of Celanese Corporation, was reorganized as a Delaware limited liability company and changed its name to Celanese Holdings LLC.

Basis of Presentation

The financial position, results of operations and cash flows and related disclosures for periods prior to April 1, 2004 (a convenience date for the April 6, 2004 acquisition date), the effective date of the transaction (the "Effective Date"), are presented as the results of the Predecessor. The financial position, results of operations and cash flows subsequent to the Effective Date, are presented as the results of the Successor as of and for the nine months ended December 31, 2004.

The consolidated financial statements of the Successor as of and for the nine months ended December 31, 2004 reflect the acquisition of CAG under the purchase method of accounting in accordance with Financial Accounting Standards Board ("FASB") Statement of Financial Accounting Standards ("SFAS") No. 141, *Business Combinations*.

The results of the Successor are not comparable to the results of the Predecessor due to the difference in the basis of presentation of purchase accounting as compared to historical cost. Furthermore, the Successor and the

Predecessor have different accounting policies with respect to certain matters (See Note 4). The consolidated financial statements for the three months ended March 31, 2004 have been prepared in accordance with CAG's accounting policies (see Note 4) and the requirements for interim financial reporting in accordance with Accounting Principles Board ("APB") No. 28, *Interim Financial Reporting*.

Change in Ownership

Pursuant to a voluntary tender offer commenced in February 2004, Celanese Europe Holding GmbH & Co. KG, formerly known as BCP Crystal Acquisition GmbH & Co. KG (the "Purchaser"), an indirect wholly owned subsidiary of Celanese Corporation, on April 6, 2004 acquired approximately 84% of the ordinary shares of Celanese AG, excluding treasury shares, (the "CAG Shares") for a purchase price of \$1,693 million, including direct acquisition costs of approximately \$69 million (the "Acquisition"). During the nine months ended December 31, 2004, the Purchaser acquired additional shares of Celanese AG for a purchase price of \$33 million. As the shares primarily represented exercised employee stock options, the Purchaser's ownership percentage remained at approximately 84% as of December 31, 2004.

Funding for the Acquisition included equity investments of \$641 million from Blackstone Capital Partners (Cayman) Ltd. 1, Blackstone Capital Partners (Cayman) Ltd. 2, and Blackstone Capital Partners (Cayman) Ltd. 3 (collectively, "Blackstone") and BA Capital Investors Sidecar Fund, L.P. (and together with Blackstone, the "Original Shareholders"), term loan facilities of approximately \$608 million, \$1,565 million in borrowings under senior subordinated bridge loan facilities as well as the issuance of mandatorily redeemable preferred stock totaling \$200 million. In June 2004, BCP Caylux Holdings Luxembourg S.C.A. ("BCP Caylux"), an indirect subsidiary of Celanese Corporation, used the proceeds

F-8

CELANESE CORPORATION AND SUBSIDIARIES NOTES TO CONSOLIDATED FINANCIAL STATEMENTS

from its offerings of \$1,000 million and €200 million (\$244 million) principal amount of its senior subordinated notes due 2014, together with available cash and borrowings under a \$350 million senior secured floating rate term loan to repay the senior subordinated bridge loan facilities, plus accrued interest, and to pay related fees and expenses. See Notes 16, 18 and 20 for further description of financings.

Following the completion of the Acquisition, the CAG Shares were delisted from the New York Stock Exchange on June 2, 2004. In addition, a domination and profit and loss transfer agreement (the "Domination Agreement") between Celanese AG and the Purchaser was approved by the necessary majority of shareholders at the extraordinary general meeting held on July 30 and 31, 2004, registered in the Commercial Register on August 2, 2004, and became operative on October 1, 2004. When the Domination Agreement became operative, the Purchaser became obligated to offer to acquire all outstanding CAG Shares from the minority shareholders of Celanese AG in return for payment of fair cash compensation. The amount of this fair cash compensation has been determined to be €41.92 per share, plus interest, in accordance with applicable German law. The total amount of funds necessary to purchase all of the remaining CAG Shares as of December 31, 2004, assuming all such shares were tendered on or prior to that date that the Domination Agreement became operative would be at least €334 million. The Purchaser may elect, or be required, to pay a purchase price in excess of €41.92 to acquire the remaining outstanding CAG Shares. Any minority shareholder who elects not to sell its shares to the Purchaser will be entitled to remain a shareholder of CAG and to receive from the Purchaser a gross guaranteed fixed annual payment on its shares of €3.27 per CAG Share less certain corporate taxes in lieu of any future dividend. Beginning October 1, 2004, taking into account the circumstances and the tax rates at the time of entering into the Domination Agreement, the net guaranteed fixed annual payment would be €2.89 per share for a full fiscal year. The net guaranteed fixed annual payment may, depending on applicable corporate tax rates, in the future be higher, lower or the same as €2.89 per share. In the fourth quarter of 2004, a charge of approximately \$7 million was recorded for the guaranteed payment.

Beginning October 1, 2004, under the terms of the Domination Agreement, the Purchaser, as the dominating entity, among other things, is required to compensate Celanese AG for any statutory annual loss incurred by Celanese AG, the dominated entity, on a non-consolidated basis, at the end of the fiscal year when the loss was incurred. This obligation to compensate Celanese AG for annual losses will apply during the entire term of the Domination Agreement.

There is no assurance that the Domination Agreement will remain operative in its current form. If the Domination Agreement ceases to be operative, the Company will not be able to directly give instructions to the Celanese AG board of management. The Domination Agreement cannot be terminated by the Purchaser in the ordinary course until September 30, 2009. However, irrespective of whether a domination agreement is in place between the Company and Celanese AG, under German law Celanese AG is effectively controlled by the Company because of the Company's approximate 84% ownership of the outstanding shares of Celanese AG. The Company does have the ability, through a variety of means, to utilize its controlling rights as an owner of approximately 84% of the outstanding shares of Celanese AG, to, among other things, (1) ultimately cause a domination agreement to become operative; (2) use its ability, through its approximately 84% voting power at any shareholders' meetings of Celanese AG, to elect the shareholder representatives on the supervisory board and to thereby effectively control the appointment and removal of the members of the Celanese AG board of management; and (3) effect all decisions that an approximately 84% majority shareholder is permitted to make under German law. The controlling rights of the Company constitute a controlling financial interest for accounting purposes and result in the Company being required to consolidate CAG as of the date of acquisition.

F-9

CELANESE CORPORATION AND SUBSIDIARIES
NOTES TO CONSOLIDATED FINANCIAL STATEMENTS

2. Acquisition of Celanese

Acquisition of Celanese

As described further in Note 1, in April 2004, the Purchaser, a consolidated subsidiary of the Company, acquired financial control of CAG. The Company has allocated the purchase price on the basis of its current estimate of the fair value of the underlying assets acquired and liabilities assumed. The assets acquired and liabilities assumed are reflected at fair value for the approximate 84% portion acquired and at historical basis for the remaining minority interest of approximately 16%. Upon completion of the organizational restructuring in October 2004 (See Note 31), the assets acquired and liabilities assumed of Celanese Americas Corporation and its subsidiaries ("CAC") are reflected at fair value for the 100% portion acquired. The excess of the purchase price over the amounts allocated to specific assets and liabilities is included in goodwill. The purchase price allocation is as follows:

	As of April 1, 2004
	(in \$ millions)
Current assets:	
Cash and cash equivalents	93
Receivables	1,468
Inventories	568
Other current assets.	125
Investments	554
Property plant and equipment	1,726
Other non-current assets	741
Intangible assets	433
Goodwill	747
Total assets acquired	6,455
Current liabilities:	
Short-term borrowings and current installments of long-term debt	279
Accounts payable and accrued liabilities	599

Other current liabilities	1,166
Long term debt	306
Benefit obligations	1,370
Other long term liabilities	558
Total liabilities assumed	4,278
Minority interest	451
Net assets acquired	1,726

Cash and cash equivalents, receivables, other current assets, accounts payable and accrued liabilities and other current liabilities were stated at their historical carrying values, given the short term nature of these assets and liabilities.

The estimated fair value of inventory, as of the Effective Date, has been allocated based on management's computations. The consolidated statement of operations for the nine months ended December 31, 2004 includes \$53 million in cost of sales representing the capitalized manufacturing profit in inventory on hand as of the Effective Date. The capitalized manufacturing profit was recorded in purchase accounting and the inventory was subsequently sold during the nine months ended December 31, 2004.

F-10

CELANESE CORPORATION AND SUBSIDIARIES
NOTES TO CONSOLIDATED FINANCIAL STATEMENTS

Deferred income taxes have been provided in the consolidated balance sheet based on the Company's estimate of the tax versus book basis of the assets acquired and liabilities assumed. Valuation allowances have been established against those assets for which realization is not likely, primarily in the U.S. (See Note 22).

The Company's estimate of pension and other postretirement benefit obligations has been reflected in the allocation of purchase price at the projected benefit obligation less plan assets at fair market value.

The Company's estimates of the fair values of property, plant and equipment, customer and vendor contracts, other intangible assets, debt, cost and equity method investments and other assets and liabilities have been reflected in the Company's financial statements as of December 31, 2004. Included in other non-current assets above is investments accounted for under the cost method of accounting whose fair value approximated \$220 million at the acquisition date. The estimated remaining useful lives of the CAG property, plant and equipment and intangible assets acquired are as follows:

Land improvements	1-20 years
Buildings and building improvements	1-30 years
Machinery and equipment	1-20 years
Trademarks and tradenames	Indefinite
Customer related intangible assets	5-11 years
Developed technology	1-11 years

Leasehold improvements are amortized over 10 years or the remaining term of the respective lease, whichever is shorter. Assets acquired in business combinations are recorded at their fair values and depreciated over the assets' estimated remaining useful life.

In connection with the Acquisition, at the acquisition date, the Company began formulating a plan to exit or restructure certain activities. The Company has not completed this analysis, but has recorded initial liabilities of \$60 million, primarily for employee severance and related costs in connection with the preliminary plan, as well as approving the continuation of all existing Predecessor restructuring and exit plans. As the Company finalizes

its plans to exit or restructure activities, it may record additional liabilities for, among other things, severance and severance related costs, which would also increase the goodwill recorded.

The primary reasons for the Acquisition and the primary factors that contribute to a purchase price that results in recognition of goodwill include:

- leading market position as a global producer of acetic acid and the world's largest producer of vinyl acetate monomer.
- competitive cost structures, which are based on economies of scale, vertical integration, technical know-how and the use of advanced technologies.
- global reach, with major operations in North America, Europe and Asia and its extensive network of ventures, is a competitive advantage in anticipating and meeting the needs of its global and local customers in well-established and growing markets, while its geographic diversity mitigates the potential impact of volatility in any individual country or region.
- broad range of products into a variety of different end-use markets, which helps to mitigate the potential impact of volatility in any individual end-use market.

Other considerations affecting the value of goodwill include:

- the potential to reduce production and raw material costs further through advanced process control projects that will help to generate significant savings in energy and raw materials while increasing yields in production units.
- the potential to increase its cash flow further through increasing productivity, managing trade working capital, receiving cash dividends from its ventures and continuing to pursue cost reduction efforts.

F-11

**CELANESE CORPORATION AND SUBSIDIARIES
NOTES TO CONSOLIDATED FINANCIAL STATEMENTS**

- the ability of the assembled workforce to continue to deliver value-added solutions and develop new products and industry leading production technologies that solve customer problems.
- the potential to optimize the value of the Company's portfolio further through divestitures, acquisitions and strategic investments that enable the Company to extend its global market leadership position and focus on businesses in which it can achieve market, cost and technology leadership over the long term.
- the application of purchase accounting, particularly for items such as pension and other postretirement benefits and restructuring activities for which significant reserve balances were or may be recorded.

Pro Forma Information

The following pro forma information for the years ended December 31, 2004 and 2003 was prepared as if the Acquisition had occurred as of the beginning of such period:

	Years Ended December 31,	
	2004	2003
	(in \$ millions)	
Net sales	5,069	4,603
Operating profit	234	158
Net loss	(77)	(69)

Pro forma adjustments include adjustments for (1) purchase accounting, including (i) the elimination of \$53 million in cost of sales recorded in the year ended December 31, 2004 as a result of the fair value adjustment to inventory that was subsequently sold and (ii) the application of purchase accounting to pension and other postretirement obligations (iii) the application of purchase accounting to property, plant and equipment and intangible assets, (2) adjustments for items directly related to the transaction, including (i) the impact of the additional pension contribution, (ii) the Advisor monitoring fee (see Note 6), (iii) fees incurred by the Company related to the Acquisition, and (iv) adjustments to interest expense to reflect the Company's new capital structure including the reversal of \$89 million of accelerated amortization expense of deferred financing costs recorded in the year ended December 31, 2004, and (3) corresponding adjustments to income tax expense.

The pro forma information is not necessarily indicative of the results that would have occurred had the Acquisition occurred as of the beginning of the periods presented, nor is it necessarily indicative of future results.

3. Initial Public Offering and Concurrent Financings

In January 2005, the Company completed an initial public offering of 50,000,000 shares of Series A common stock and received net proceeds after deducting underwriters' discounts and estimated offering expenses of \$760 million. Concurrently, the Company received net proceeds of \$233 million from the offering of its convertible perpetual preferred stock. A portion of the proceeds of the share offerings were used to redeem \$188 million of senior discount notes and approximately \$521 million of senior subordinated notes which excludes premiums of \$19 million and \$51 million, respectively.

Subsequent to the closing of the initial public offering, the Company borrowed an additional \$1,135 million under the amended and restated senior credit facilities; a portion of which was used to repay \$350 million of a floating rate term loan and \$200 million was primarily used to finance the February 2005 acquisition of the Vinamul emulsion business (see Notes 7 and 16). See Note 16 for significant terms of the amended and restated Senior Credit Facilities.

On April 7, 2005, the Company expects to use the remaining proceeds of the initial public offering and concurrent financings to pay a special cash dividend to holders of the Company's Series B common

CELANESE CORPORATION AND SUBSIDIARIES NOTES TO CONSOLIDATED FINANCIAL STATEMENTS

stock of \$804 million which was declared March 8, 2005. In addition, on March 8, 2005, the Company issued a 7,500,000 Series A common stock dividend to the Original Shareholders of its Series B common stock. Upon payment of the \$804 million dividend, the shares of Series B common stock convert automatically to shares of Series A common stock.

As a result of the offering in January 2005, the Company now has \$240 million aggregate liquidation preference of outstanding preferred stock. Holders of the preferred stock are entitled to receive, when, as and if, declared by the Company's board of directors, out of funds legally available therefor, cash dividends at the rate of 4.25% per annum of liquidation preference, payable quarterly in arrears, commencing on May 1, 2005. Dividends on the preferred stock are cumulative from the date of initial issuance. Accumulated but unpaid dividends accumulate at an annual rate of 4.25%. The preferred stock is convertible, at the option of the holder, at any time into one share of Series A common stock per \$25.00 liquidation preference of preferred stock and will be recorded in shareholders' equity.

Upon completion of the initial public offering, the Company terminated its advisor monitoring agreement

and paid the Advisor a \$35 million termination fee (See Note 6).

Prior to the completion of the initial public offering, the Company effected a 152.772947 for 1 stock split of the outstanding shares of Series B common stock.

4. Summary of Accounting Policies

- **Consolidation principles**

The consolidated financial statements have been prepared in accordance with accounting principles generally accepted in the United States ("U.S. GAAP") for all periods presented and include the accounts of the Company and its majority owned subsidiaries over which the Company exercises control as well as variable interest entities where the Company is deemed the primary beneficiary (See Note 5). All significant intercompany accounts and transactions have been eliminated in consolidation.

- **Business combinations**

Upon closing an acquisition, the Company estimates the fair values of assets and liabilities acquired and consolidate the acquisition as soon as practicable. Given the time it takes to obtain pertinent information to finalize the acquired company's balance sheet (frequently with implications for the purchase price of the acquisition), then to adjust the acquired company's accounting policies, procedures, books and records to our standards, it is often several quarters before the Company is able to finalize those initial fair value estimates. Accordingly, it is not uncommon for the initial estimates to be subsequently revised.

- **Estimates and assumptions**

The preparation of consolidated financial statements in conformity with U.S. GAAP requires management to make estimates and assumptions that affect the reported amounts of assets and liabilities, disclosure of contingent assets and liabilities at the date of the consolidated financial statements and the reported amounts of revenues, expenses and allocated charges during the reporting period. The more significant estimates pertain to purchase price allocations, impairments of intangible assets and other long-lived assets, restructuring costs and other special charges, income taxes, pension and other postretirement benefits, asset retirement obligations, environmental liabilities, and loss contingencies. Actual results could differ from those estimates.

- **Revenue recognition**

The Company recognizes revenue when title and risk of loss have been transferred to the customer, generally at the time of shipment of products, and provided four basic criteria are met: (1) persuasive evidence of an arrangement exists; (2) delivery has occurred or services have been rendered; (3) the fee is fixed and determinable; and (4) collectibility is reasonably assured. Should changes in conditions cause

CELANESE CORPORATION AND SUBSIDIARIES NOTES TO CONSOLIDATED FINANCIAL STATEMENTS

management to determine revenue recognition criteria are not met for certain transactions, revenue recognition would be delayed until such time that the transactions become realizable and fully earned. Payments received in advance of revenue recognition are recorded as deferred revenue.

- **Cash and cash equivalents**

All highly liquid investments with original maturities of three months or less are considered cash equivalents.

- ***Investments in marketable securities***

The Company has classified its investments in debt and equity securities as "available-for-sale" and has reported those investments at their fair or market values in the balance sheet as other assets. Unrealized gains or losses, net of the related tax effect on available-for-sale securities, are excluded from earnings and are reported as a component of accumulated other comprehensive income (loss) until realized. The cost of securities sold is determined by using the specific identification method.

A decline in the market value of any available-for-sale security below cost that is deemed to be other than temporary results in a reduction in the carrying amount to fair value. The impairment is charged to earnings and a new cost basis for the security is established. To determine whether an impairment is other-than-temporary, the Company considers whether it has the ability and intent to hold the investment until a market price recovery and evidence indicating the cost of the investment is recoverable outweighs evidence to the contrary. Evidence considered in this assessment includes the reasons for the impairment, the severity and duration of the impairment, changes in value subsequent to year-end, and forecasted performance of the investee.

- ***Financial instruments***

The Company addresses certain financial exposures through a controlled program of risk management that includes the use of derivative financial instruments (see Note 26). As a matter of principle, the Company does not use derivative financial instruments for trading purposes. The Company has been party to interest rate swaps as well as foreign currency forward contracts in the management of its interest rate and foreign currency exchange rate exposures. The Company generally utilizes interest rate derivative contracts in order to fix or limit the interest paid on existing variable rate debt. The Company utilizes foreign currency derivative financial instruments to eliminate or reduce the exposure of its foreign currency denominated receivables and payables, which includes the Company's exposure on its dollar denominated intercompany net receivables held by euro denominated entities. Additionally, the Company has utilized derivative instruments to reduce the exposure of its commodity prices and stock compensation expense.

The Company also uses derivative and non-derivative financial instruments that may give rise to foreign currency transaction gains or losses, to hedge the foreign currency exposure of a net investment in a foreign operation. The effective portion of the gain or loss on the derivative and the foreign currency gain or loss on the non-derivative financial instrument is recorded as a currency translation adjustment in other comprehensive income (loss).

Differences between amounts paid or received on interest rate swap agreements are recognized as adjustments to interest expense over the life of each swap, thereby adjusting the effective interest rate on the hedged obligation. Gains and losses on instruments not meeting the criteria for cash flow hedge accounting treatment, or that cease to meet hedge accounting criteria, are included as income or expense.

If a swap is terminated prior to its maturity, the gain or loss is recorded to other income (expense), net and recognized over the remaining original life of the swap if the item hedged remains outstanding, or immediately, if the item hedged does not remain outstanding. If the swap is not terminated prior to maturity, but the underlying hedged item is no longer outstanding, the interest rate swap is marked to market and any unrealized gain or loss is recognized immediately.

Gains and losses on derivative instruments as well as the offsetting losses and gains on the hedged items are reported in earnings in the same accounting period. Gains and losses relating to the ineffective

CELANESE CORPORATION AND SUBSIDIARIES
NOTES TO CONSOLIDATED FINANCIAL STATEMENTS

portion of hedges are recorded in other income (expense), net. Foreign exchange contracts designated as hedges for anticipated exposures are accounted for as cash flow hedges. The effective portion of unrealized gains and losses associated with the contracts are deferred as a component of accumulated other comprehensive income (loss) until the underlying hedged transactions affect earnings. Derivative instruments that are not designated as hedges are marked-to-market at the end of each accounting period with the results included in earnings.

The Company's risk management policy for the majority of its natural gas and butane requirements allows entering into supply agreements and forward purchase or cash-settled swap contracts. As of December 31, 2004, there were no derivative contracts outstanding. In 2003, there were forward contracts covering approximately 35% of the Company's Chemical Products segment North American requirements. Management regularly assesses its practice of purchasing a portion of its commodity requirements forward and the utilization of a variety of other raw material hedging instruments, in addition to forward purchase contracts, in accordance with changes in market conditions. The fixed price natural gas forward contracts and any premium associated with the purchase of a price cap are principally settled through actual delivery of the physical commodity. The maturities of the cash-settled swap or cap contracts correlate to the actual purchases of the commodity and have the effect of securing or limiting predetermined prices for the underlying commodity. Although these contracts were structured to limit exposure to increases in commodity prices, certain swaps may also limit the potential benefit the Company might have otherwise received from decreases in commodity prices. These cash-settled swap contracts were accounted for as cash flow hedges. Realized gains and losses on these contracts are included in the cost of the commodity upon settlement of the contract. The effective portion of unrealized gains and losses associated with the cash-settled swap contracts are deferred as a component of accumulated other comprehensive income (loss) until the underlying hedged transactions affect earnings.

The Predecessor selectively used call options to offset some of the exposure to variability in expected future cash flows attributable to changes in the Company's stock price related to its stock appreciation rights plans. The options are designated as cash flow hedging instruments. The Predecessor excluded the time value component from the assessment of hedge effectiveness. The change in the call option's time value is reported each period in interest expense. The intrinsic value of the option contracts is deferred as a component of accumulated other comprehensive income (loss) until the compensation expense associated with the underlying hedged transactions affect earnings.

Financial instruments which could potentially subject the Company to concentrations of credit risk are primarily receivables concentrated in various geographic locations and cash equivalents. The Company performs ongoing credit evaluations of its customers' financial condition. Generally, collateral is not required from customers. Allowances are provided for specific risks inherent in receivables.

- ***Inventories***

Inventories are stated at the lower of cost or market. Cost is determined using the first-in, first-out or FIFO method. Cost includes raw materials, direct labor and manufacturing overhead. Stores and supplies are valued at cost or market, whichever is lower. Cost is generally determined by the average cost method.

F-15

CELANESE CORPORATION AND SUBSIDIARIES
NOTES TO CONSOLIDATED FINANCIAL STATEMENTS

Upon Acquisition, the Predecessor changed its inventory valuation method of accounting for its U.S. subsidiaries from the last-in, first-out or LIFO method to the first-in, first-out method or FIFO method to be consistent with the Successor's accounting policy. This change will more closely represent the physical flow of goods resulting in ending inventory which will better represent the current cost of the inventory and the costs in income will more closely match the flow of goods. The financial statements of the Predecessor have been adjusted for all periods presented to reflect this change. The impact of this change on the Predecessor's reported net earnings and earnings per share for the three months ended March 31, 2004 and the years ended December 31, 2003 and 2002 is as follows:

	Predecessor		
	Three Months Ended March 31, 2004	Year Ended December 31, 2003	Year Ended December 31, 2002
	in \$ millions, except per share data		
Net earnings prior to restatement	67	147	181
Change in inventory valuation method	17	1	(19)

Income tax effect of change	(6)	—	6
Net earnings as restated	78	148	168
Basic earnings per share: ⁽¹⁾			
Prior to restatement	1.36	2.97	3.60
Change in inventory valuation method, net of tax	0.22	0.02	(0.26)
As restated	1.58	2.99	3.34
Diluted earnings (loss) per share: ⁽¹⁾			
Prior to restatement	1.35	2.97	3.60
Change in inventory valuation method, net of tax	0.22	0.02	(0.26)
As restated	1.57	2.99	3.34

(1) Per-share data are based on weighted average shares outstanding in each period.

- ***Deferred financing costs***

The Company capitalizes direct costs incurred to obtain debt financings and amortizes these costs over the terms of the related debt. Upon the extinguishment of the related debt, any unamortized capitalized debt financing costs are immediately expensed. For the nine months ended December 31, 2004, the Successor recorded amortization of deferred financing costs, which is classified in interest expense, of \$98 million, of which \$89 million related to accelerated amortization of deferred financing costs associated with the \$1,565 million bridge loans and the \$200 million mandatorily redeemable preferred stock. As of December 31, 2004, the Successor has \$105 million of deferred financing costs included within long term other assets. As of December 31, 2003, the Predecessor had \$5 million of deferred financing costs included within long-term other assets.

- ***Investments and equity in net earnings of affiliates***

Accounting Principles Board ("APB") Opinion No. 18, *The Equity Method of Accounting for Investments in Common Stock*, stipulates that the equity method should be used to account for investments in corporate joint ventures and certain other companies when an investor has "the ability to exercise significant influence over operating and financial policies of an investee". APB Opinion No. 18 generally considers an investor to have the ability to exercise significant influence when it owns 20 percent or more of the voting stock of an investee. FASB Interpretation No. 35, *Criteria for Applying the Equity Method of Accounting for Investments in Common Stock*, which was issued to clarify the criteria for applying the equity method of accounting to 50 percent or less owned companies, lists circumstances under which, despite 20 percent ownership, an investor may not be able to exercise significant influence. Certain investments where the Company owns greater than a 20 percent ownership and can not exercise

F-16

CELANESE CORPORATION AND SUBSIDIARIES
NOTES TO CONSOLIDATED FINANCIAL STATEMENTS

significant influence or control are accounted for under the cost method. Such investments aggregate \$186 million and \$76 million as of December 31, 2004 and December 31, 2003, respectively, and are included within long-term other assets.

In accordance with Statement of Financial Accounting Standards ("SFAS") No. 142, adopted by the

Predecessor effective January 1, 2002, the excess of cost over underlying equity in net assets acquired is no longer amortized.

The Company assesses the recoverability of the carrying value of its investments whenever events or changes in circumstances indicate a loss in value that is other than a temporary decline. See "Impairment of property, plant and equipment" for explanation of the methodology utilized.

- ***Property, plant and equipment***

Property, plant and equipment are capitalized at cost. Depreciation is calculated on a straight-line basis, generally over the following estimated useful lives of the assets.

Land Improvements	20 years
Buildings and Building Improvements	30 years
Machinery and Equipment	20 years

Leasehold improvements are amortized over 10 years or the remaining life of the respective lease, whichever is shorter. Assets acquired in business combinations are recorded at their fair values and depreciated over the assets' remaining useful life or the life of the Company's policy, whichever is shorter.

Repair and maintenance costs, including costs for planned maintenance turnarounds, that do not extend the useful life of the asset are charged against earnings as incurred. Major replacements, renewals and significant improvements are capitalized.

Interest costs incurred during the construction period of assets are applied to the average value of constructed assets using the estimated weighted average interest rate incurred on borrowings outstanding during the construction period. The interest capitalized is amortized over the life of the asset.

Impairment of property, plant and equipment – the Company assesses the recoverability of the carrying value of its property, plant and equipment whenever events or changes in circumstances indicate that the carrying amount of the asset may not be fully recoverable. Recoverability of assets to be held and used is measured by a comparison of the carrying amount of an asset to the future net undiscounted cash flows expected to be generated by the asset. If assets are considered to be impaired, the impairment to be recognized is measured by the amount by which the carrying value of the assets exceeds the fair value of the assets. The estimate of fair value may be determined as the amount at which the asset could be bought or sold in a current transaction between willing parties. If this information is not available, fair value is determined based on the best information available in the circumstances. This frequently involves the use of a valuation technique including the present value of expected future cash flows, discounted at a rate commensurate with the risk involved, or other acceptable valuation techniques. Impairment of property, plant and equipment to be disposed of is determined in a similar manner, except that fair value is reduced by the costs to dispose of the assets (See Note 12).

- ***Intangible assets***

Beginning in 2002, the excess of the purchase price over fair value of net identifiable assets and liabilities of an acquired business ("goodwill") and other intangible assets with indefinite useful lives are not amortized, but instead are tested for impairment at least annually. Patents, trademarks and other intangibles with finite lives are amortized on a straight-line basis over their estimated economic lives.

Impairment of intangible assets – the Company assesses the recoverability of the carrying value of its goodwill and other intangible assets with indefinite useful lives annually or whenever events or changes in circumstances indicate that the carrying amount of the asset may not be fully recoverable.

NOTES TO CONSOLIDATED FINANCIAL STATEMENTS

Recoverability of goodwill is measured at the reporting unit level based on a two-step approach. First, the carrying amount of the reporting unit is compared to the fair value as estimated by the future net discounted cash flows expected to be generated by the reporting unit. To the extent that the carrying value of the reporting unit exceeds the fair value of the reporting unit, a second step is performed, wherein the reporting unit's assets and liabilities are fair valued. To the extent that the reporting unit's carrying value of goodwill exceeds its implied fair value of goodwill, impairment exists and must be recognized. The implied fair value of goodwill is calculated as the fair value of the reporting unit in excess of the fair value of all non-goodwill assets and liabilities allocated to the reporting unit. The estimate of fair value may be determined as the amount at which the asset could be bought or sold in a current transaction between willing parties. If this information is not available, fair value is determined based on the best information available in the circumstances. This frequently involves the use of a valuation technique including the present value of expected future cash flows, discounted at a rate commensurate with the risk involved, or other acceptable valuation techniques.

Recoverability of other intangible assets with indefinite useful lives is measured by a comparison of the carrying amount of the intangible assets to the fair value of the respective intangible assets. Any excess of the carrying value of the intangible assets over the fair value of the intangible assets is recognized as an impairment loss. The estimate of fair value is determined similar to that for goodwill outlined above.

The Company assesses the recoverability of intangible assets with finite lives in the same manner as for property, plant and equipment. See "Impairment of property, plant and equipment".

- ***Income taxes***

The provision for income taxes has been determined using the asset and liability approach of accounting for income taxes. Under this approach, deferred income taxes reflect the net tax effects of temporary differences between the carrying amounts of assets and liabilities for financial reporting purposes and the amounts used for income tax purposes and net operating loss and tax credit carry forwards. The amount of deferred taxes on these temporary differences is determined using the tax rates that are expected to apply to the period when the asset is realized or the liability is settled, as applicable, based on tax rates and laws in the respective tax jurisdiction enacted as of the balance sheet date.

The Company reviews its deferred tax assets for recoverability and establishes a valuation allowance based on historical taxable income, projected future taxable income, applicable tax strategies, and the expected timing of the reversals of existing temporary differences. A valuation allowance is provided when it is more likely than not that some portion or all of the deferred tax assets will not be realized.

- ***Environmental liabilities***

The Company manufactures and sells a diverse line of chemical products throughout the world. Accordingly, the Company's operations are subject to various hazards incidental to the production of industrial chemicals including the use, handling, processing, storage and transportation of hazardous materials. The Company recognizes losses and accrues liabilities relating to environmental matters if available information indicates it is probable that a liability has been incurred and the amount of loss can be reasonably estimated. If the event of a loss is neither probable nor reasonably estimable, but is reasonably possible, the Company provides appropriate disclosure in the notes to its consolidated financial statements if the contingency is material. The Company estimates environmental liabilities on a case-by-case basis using the most current status of available facts, existing technology and presently enacted laws and regulations. Environmental liabilities for which the remediation period is fixed and associated costs are readily determinable are recorded at their net present value. Recoveries of environmental remediation costs from other parties are recorded as assets when their receipt is deemed probable (See Note 19).

- **Legal Fees**

The Company accrues for legal fees related to litigation matters when the costs associated with defending these matters can be reasonably estimated and are probable of occurring. All other legal fees are expensed as incurred.

- **Minority interests**

Minority interests in the equity and results of operations of the entities consolidated by the Company are shown as a separate item in the consolidated financial statements. As a result of the Company's ownership interest in Celanese AG, the Successor recorded approximately 16% of the equity and results of operations of Celanese AG as minority interest as of, and for the nine months ended December 31, 2004. In addition to the Company's ownership interest in Celanese AG, additional entities included in the consolidated financial statements that have minority interests at December 31, 2004 are as follows:

	Ownership Percentage
InfraServ GmbH & Co. Oberhausen KG	84%
Celanese Polisintezta d.o.o.	73%
Synthesegasanlage Ruhr GmbH	50%
Pemeas GmbH	41%
Dacron GmbH	0%

The Company has a 60 percent voting interest and the right to appoint a majority of the board of management of Synthesegasanlage Ruhr GmbH, which results in the Company controlling this entity and, accordingly, the Predecessor and Successor are consolidating this entity in their consolidated financial statements.

Dacron GmbH and Pemeas GmbH are variable interest entities as defined under FASB Interpretation ("FIN") No. 46, *Consolidation of Variable Interest Entities*. The Company is deemed the primary beneficiary of these variable interest entities and, accordingly, consolidates these entities in its consolidated financial statements (See Note 5).

- **Accounting for Sorbates Matters**

On October 22, 1999, Celanese AG was demerged from Hoechst AG ("Hoechst"). In accordance with the demerger agreement between Hoechst and Celanese AG, Celanese AG then new owner to Hoechst's sorbates business, was assigned the obligation related to the Sorbates matters. However, Hoechst agreed to indemnify Celanese AG for 80 percent of payments for such obligations. Expenses related to this matter are recorded gross of any such recoveries from Hoechst, and its legal successors, in the consolidated statement of operations. Recoveries from Hoechst, and its legal successors, which represent 80 percent of such expenses, are recorded directly to shareholders' equity (deficit), net of tax, as a contribution of capital in the consolidated balance sheet.

- **Research and development**

The costs of research and development are charged as an expense in the period in which they are incurred.

- **Functional and reporting currencies**

For the Company's international operations where the functional currency is other than the U.S. Dollar, assets and liabilities are translated using period-end exchange rates, while the statement of operations amounts are translated using the average exchange rates for the respective period. Differences arising from the translation of assets and liabilities in comparison with the translation of the previous periods or from initial recognition during the period are included as a separate component of accumulated other comprehensive income (loss).

CELANESE CORPORATION AND SUBSIDIARIES
NOTES TO CONSOLIDATED FINANCIAL STATEMENTS

As a result of the Purchaser's acquisition of voting control of Celanese AG, the Predecessor financial statements are reported in U.S. dollars to be consistent with Successor's reporting requirements. For Celanese AG reporting requirements, the euro continues to be the reporting currency.

- ***Earnings per share***

Basic earnings per share is based on the net earnings divided by the weighted average number of common shares outstanding during the period. Diluted earnings per shares is based on the net earnings divided by the weighted average number of common shares outstanding during the period adjusted to give effect to common stock equivalents, if dilutive.

- ***Stock-based compensation***

As permitted by SFAS No. 123, *Accounting for Stock-Based Compensation* ("SFAS No. 123"), the Successor accounts for employee stock-based compensation in accordance with APB Opinion No. 25, *Accounting for Stock Issued to Employees* ("APB No. 25"), using an intrinsic value approach to measure compensation expense, if any.

For the three months ended March 31, 2004, and the years ended December 31, 2003 and 2002, the Predecessor accounted for stock options and similar equity instruments under the fair value method, which requires compensation cost to be measured at the grant date based on the value of the award. The fair value of stock options is determined using the Black-Scholes option-pricing model that takes into account the stock price at the grant date, the exercise price, the expected life of the option, the volatility and the expected dividends of the underlying stock, and the risk-free interest rate over the expected life of the option. Compensation expense based on the fair value of stock options is recorded over the vesting period of the options and has been recognized in the Predecessor consolidated financial statements. The Celanese AG stock options do not contain changes in control provisions, which would have resulted in accelerated vesting, as a result of the Acquisition (See Note 23).

Compensation expense for stock appreciation rights, either partially or fully vested, is recorded based on the difference between the base unit price at the date of grant and the quoted market price of Celanese AG's common stock on the Frankfurt Stock Exchange at the end of the period proportionally recognized over the vesting period and adjusted for previously recognized expense (See Note 23).

The following table illustrates the effect on net earnings (loss) if the Successor had applied the fair value recognition provisions of SFAS No. 123 to stock-based employee compensation for the nine months ended December 31, 2004:

	Nine Months Ended December 31, 2004
	(in \$ millions)
Net loss, as reported	(253)
Less: stock-based compensation under SFAS No. 123	(1)
Pro forma net loss	(254)

- ***Accounting for purchasing agent agreements***

CPO Celanese Aktiengesell Schaft & Co. Procurment Olefin KG, Frankfurt AmMain ("CPO"), a subsidiary of the Company, acts as a purchasing agent on behalf of the Company, as well as third parties. CPO arranges sale and purchase agreements for raw materials on a commission basis. Accordingly, the commissions earned on these third party sales are classified as a reduction to selling, general and administrative expense. Commissions

amounted to \$6 million, \$2 million, \$8 million and \$5 million for the nine months ended December 31, 2004, the three months ended March 31, 2004 and the years ended December 31, 2003 and 2002, respectively. The raw material sales volume commissioned by CPO for third parties amounted to \$512 million, \$149 million, \$560 million and \$441 million for nine months ended December 31, 2004, three months ended March 31, 2004, the years ended December 31, 2003 and 2002, respectively.

F-20

CELANESE CORPORATION AND SUBSIDIARIES
NOTES TO CONSOLIDATED FINANCIAL STATEMENTS

• ***Reclassifications***

Certain reclassifications have been made to prior year balances in order to conform to current year presentation.

5. *Accounting Changes and Pronouncements*

Accounting Changes Adopted in 2004

During 2004, the Predecessor changed its inventory valuation method of accounting for its US subsidiaries from the LIFO method to the FIFO method to conform with the Successor's accounting policy. The Predecessor's financial statements have been restated for all periods presented to reflect this change (See Note 4).

In January 2003, and subsequently revised in December 2003, the FASB issued FASB Interpretation ("FIN") No. 46, *Consolidation of Variable Interest Entities* and FIN No. 46 Revised (collectively "FIN No. 46"). FIN No. 46 clarifies the application of Accounting Research Bulletin No. 51, " *Consolidation of Financial Statements* " requiring the consolidation of certain variable interest entities ("VIEs") which are defined as entities having equity that is not sufficient to permit such entity to finance its activities without additional subordinate financial support or whose equity holders lack certain characteristics of a controlling financial interest. The company deemed to be the primary beneficiary is required to consolidate the VIE. FIN No. 46 requires VIEs that meet the definition of a special purpose entity to be consolidated by the primary beneficiary as of December 31, 2003. For pre-existing VIEs that do not meet the definition of a special purpose entity, consolidation is not required until March 31, 2004. At March 31, 2004, upon adoption of FIN No. 46, the Predecessor did not identify any VIEs other than the VIE disclosed below.

The Company has a lease agreement for its cyclo-olefin copolymer ("COC") plant with Dacron GmbH, a special purpose entity. This special purpose entity was created primarily for the purpose of constructing and subsequently leasing the COC plant to the Company. This arrangement qualifies as a VIE. Based upon the terms of the lease agreement and the residual value guarantee Celanese provided to the lessors, the Company is deemed the primary beneficiary of the VIE. At December 31, 2003, the Predecessor recorded \$44 million of additional assets and liabilities from the consolidation of this special purpose entity.

In April 2004, the Company and a group of investors led by Conduit Ventures Ltd. entered into a venture, which was named Pemeas GmbH. This venture was formed in order to advance the commercialization of the Company's fuel cell technology. Pemeas GmbH is considered a variable interest entity as defined under FIN No. 46. The Company is deemed the primary beneficiary of this variable interest entity and, accordingly, consolidates this entity in its consolidated financial statements. The consolidation of this entity did not have a material impact on the Company's financial position or results of operations and cash flows for the nine months ended December 31, 2004.

In March 2004, the Emerging Issues Task Force ("EITF") reached a consensus on Issue No. 03-01, *Other than Temporary Impairment* , which outlines the basic model to be used to evaluate whether an investment is impaired and sets the disclosure requirements for such investments. EITF Issue No. 03-1 is to be applied prospectively in periods beginning after June 15, 2004. The Company has applied the provisions of EITF Issue No. 03-01 in the current reporting period with no material impact on the Company's financial position or results of operations and cash flows for the nine months ended December 31, 2004.

On December 8, 2003, the Medicare Prescription Drug, Improvement and Modernization Act of 2003 (the "Medicare Act") was signed into law. The Act introduces a prescription drug benefit under Medicare ("Medicare

Part D") as well as a federal subsidy to sponsors of retiree health care benefit plans that provide a benefit that is at least actuarially equivalent to Medicare Part D. As of March 31, 2004, as permitted by FASB Staff Position ("FSP") 106-1, *Accounting and Disclosure Requirements Related to the*

F-21

CELANESE CORPORATION AND SUBSIDIARIES
NOTES TO CONSOLIDATED FINANCIAL STATEMENTS

Medicare Prescription Drug, Improvement and Modernization Act of 2003, the Company deferred accounting for the effects of the Act in the measurement of its Accumulated Postretirement Benefit Obligation (APBO) and the effect to net periodic postretirement benefit costs. Specific guidance with respect to accounting for the effects of the Act was recently issued in FSP No. 106-2, *Accounting and Disclosure Requirements Related to the Medicare Prescription Drug, Improvement and Modernization Act of 2003*, and the Company has adopted the provisions of FSP No. 106-2 as of the Effective Date, and included any impact in the overall measurement of the liabilities of the U.S. postretirement medical plans in purchase accounting.

Accounting Changes Adopted in 2003

The Predecessor adopted SFAS No. 143, *Accounting for Asset Retirement Obligations*, on January 1, 2003. The statement requires that the fair value of a liability for an asset retirement obligation be recognized in the period in which it is incurred. The liability is measured at its discounted fair value and is adjusted to its present value in subsequent periods as accretion expense is recorded. The corresponding asset retirement costs are capitalized as part of the carrying amount of the related long-lived asset and depreciated over the asset's useful life. On January 1, 2003, the Predecessor recognized transition amounts for existing asset retirement obligation liabilities, associated capitalized costs and accumulated depreciation. An after-tax transition charge of \$1 million was recorded as the cumulative effect of an accounting change. The ongoing expense on an annual basis resulting from the initial adoption of SFAS No. 143 is immaterial (See Note 15). The effect of the adoption of SFAS No. 143 on proforma net income and proforma earnings per share for prior periods presented is not material.

In November 2002, the EITF reached a consensus on Issue No. 00-21, *Revenue Arrangements with Multiple Deliverables*. EITF Issue No. 00-21 provides guidance on how to account for arrangements that involve the delivery or performance of multiple products, services and/or rights to use assets. The provisions of EITF Issue No. 00-21 apply to revenue arrangements entered into after June 30, 2003.

In April 2003, the FASB issued SFAS No. 149, *Amendment of Statement 133 on Derivative Instruments and Hedging Activities*. SFAS No. 149 is intended to result in more consistent reporting of contracts as either freestanding derivative instruments subject to SFAS No. 133 in their entirety, or as hybrid instruments with debt host contracts and embedded derivative features. In addition, SFAS No. 149 clarifies the definition of a derivative by providing guidance on the meaning of initial net investments related to derivatives. This statement is effective for contracts entered into or modified after June 30, 2003. The adoption of SFAS No. 149 did not have a material effect on the Predecessor's consolidated financial position or results of operations.

In May 2003, the EITF reached a consensus on Issue No. 01-8, *Determining Whether an Arrangement Contains a Lease*. EITF Issue No. 01-8 provides guidance on identifying leases contained in contracts or other arrangements that sell or purchase products or services. This consensus is effective prospectively for contracts entered into or significantly modified after May 28, 2003. The impact of EITF Issue No. 01-8 did not have a material effect on the Company's consolidated financial position or results of operations. The impact of EITF Issue No. 01-8 on the Company's future results of operations and financial position will depend on the terms contained in contracts signed or contracts amended in the future.

In December 2003, the SEC issued Staff Accounting Bulletin ("SAB") 104, *Revenue Recognition*. The SAB updates portions of the interpretive guidance included in Topic 13 of the codification of staff accounting bulletins in order to make the guidance consistent with current authoritative accounting literature. The principal revisions relate to the incorporation of certain sections of the staff's frequently asked questions document on revenue recognition into Topic 13. The adoption of SAB 104 did not have an effect on the Predecessor's consolidated financial position or results of operations.

In December 2003, the FASB issued SFAS No. 132 (revised), *Employers' Disclosures about Pensions and Other Postretirement Benefits*. SFAS No. 132 (revised) prescribes employers' disclosures about pension plans and other postretirement benefit plans; it does not change the measurement or recognition

CELANESE CORPORATION AND SUBSIDIARIES
NOTES TO CONSOLIDATED FINANCIAL STATEMENTS

of those plans. The statement retains and revises the disclosure requirements contained in the original SFAS No. 132. It also requires additional disclosures about the assets, obligations, cash flows, and net periodic benefit cost of defined benefit pension plans and other postretirement benefit plans. The statement generally is effective for fiscal years ending after December 15, 2003. The Company's disclosures in Note 17 incorporate the requirements of SFAS No. 132 (revised).

Accounting Changes Adopted in 2002

In 2002, the Predecessor recorded income of \$18 million for the cumulative effect of two accounting changes. This amount consisted of income of \$9 million (\$0.18 per share) from the implementation of SFAS No. 142, as disclosed below, and income of \$9 million (\$0.18 per share), net of income taxes of \$5 million, as a result of the change in the measurement date of the Predecessor's U.S. benefit plans (See Note 17).

Effective January 1, 2002, the Predecessor adopted SFAS No. 142, *Goodwill and Other Intangible Assets*, and accordingly applied the standards of the statement prospectively. This statement addresses financial accounting and reporting for acquired goodwill and other intangible assets and provides that goodwill and some intangibles no longer be amortized on a recurring basis. Instead, goodwill and intangible assets with an indefinite life are subject to an initial impairment test within six months of adoption of SFAS No. 142 and at least annually thereafter.

As of January 1, 2002, the Predecessor had goodwill with a net carrying value of \$1,024 million that was subject to the transition provisions of SFAS No. 142. During the first half of 2002, the Predecessor performed the required impairment tests of goodwill as of January 1, 2002 and determined that there was no impairment. Other intangible assets with finite lives continue to be amortized over their useful lives and reviewed for impairment.

Additionally, SFAS No. 142 requires that any unamortized negative goodwill (excess of fair value over cost) on the balance sheet be written off immediately and classified as a cumulative effect of change in accounting principle in the consolidated statement of operations. As a result, income of \$9 million was recorded to cumulative effect of changes in accounting principles in the Predecessor's consolidated statement of operations in the first quarter of 2002 (See Note 13).

The Predecessor adopted SFAS No. 144, *Accounting for the Impairment or Disposal of Long-Lived Assets*, on January 1, 2002, and accordingly applied the statement prospectively. SFAS No. 144 supersedes SFAS No. 121, *Accounting for the Impairment of Long-Lived Assets and for Long-Lived Assets to Be Disposed Of*. The Statement also supersedes APB No. 30, *Reporting the Results of Operations-Reporting the Effects of Disposal of a Segment of a Business, and Extraordinary, Unusual and Infrequently Occurring Events and Transactions*. This Statement establishes a single accounting model to test impairment, based on the framework established in SFAS No. 121, for long-lived assets to be disposed of by sale. The Statement retains most of the requirements in SFAS No. 121 related to the recognition of impairment of long-lived assets to be held and used. Additionally, SFAS No. 144 extends the applicability to discontinued operations, and broadens the presentation of discontinued operations to include a component of an entity. The adoption of SFAS No. 144 did not have a material effect on the Predecessor's consolidated financial statements.

Effective October 2002, the Predecessor early adopted SFAS No. 146, *Accounting for Costs Associated with Exit or Disposal Activities*, and accordingly applied the Statement prospectively to exit or disposal activities initiated after September 30, 2002. The statement nullifies EITF Issue No. 94-3, *Liability Recognition for Certain Employee Termination Benefits and Other Costs to Exit an Activity (including Certain Costs Incurred in a Restructuring)*. The principal difference between SFAS No. 146 and EITF Issue No. 94-3 relates to the criteria for recognition of a liability for a cost associated with an exit or disposal activity.

NOTES TO CONSOLIDATED FINANCIAL STATEMENTS

SFAS No. 146 requires recognition only when the liability is incurred. In contrast, under EITF Issue No. 94-3, a liability was recognized when the Company committed to an exit plan. Additionally, SFAS No. 146 stipulates that the liability be measured at fair value and be adjusted for changes in cash flow estimates.

In November 2002, the FASB issued FIN No. 45, *Guarantor's Accounting and Disclosure Requirements for Guarantees, Including Indirect Guarantees of Indebtedness of Others*, which addresses the disclosure to be made by a guarantor in its interim and annual financial statements about its obligations under guarantees. These disclosure requirements are included in Note 27. FIN No. 45 also requires the recognition of a liability by a guarantor at the inception of certain guarantees entered into or modified subsequent to adoption.

FIN No. 45 requires the guarantor to recognize a liability for the non-contingent component of the guarantee, this is the obligation to stand ready to perform in the event that specified triggering events or conditions occur. The initial measurement of this liability is the fair value of the guarantee at inception. The recognition of a liability is required even if it is not probable that payments will be required under the guarantee or if the guarantee was issued with a premium payment or as part of a transaction with multiple elements. As noted above, the Predecessor has adopted the disclosure requirements of FIN No. 45 and applied the recognition and measurement provisions for all guarantees entered into or modified after December 31, 2002.

Recent Accounting Pronouncements

In November 2004, the FASB issued SFAS No. 151, *Inventory Costs, amendment to ARB No. 43 Chapter 4*, which clarifies the accounting for abnormal amounts of idle facility expense, freight, handling costs, and wasted material (spoilage). SFAS No. 151 is effective for fiscal years beginning after June 15, 2005. The Company is in the process of assessing the impact of SFAS No. 151 on its future results of operations and financial position.

In December 2004, the FASB revised SFAS No. 123, *Accounting for Stock Based Compensation*, which requires that the cost from all share-based payment transactions be recognized in the financial statements. SFAS No. 123 (revised) is effective for the first interim or annual period beginning after June 15, 2005. The Company is currently evaluating the potential impact of SFAS No. 123 (revised), although it is anticipated that the adoption will have a negative impact on results of operations.

In December 2004, the FASB issued SFAS No. 153, *Exchanges of Nonmonetary Assets, an amendment of APB Opinion No. 29, Accounting for Nonmonetary Transactions*. The amendments made by SFAS No. 153 are based on the principle that exchanges of nonmonetary assets should be measured based on the fair value of the assets exchanged. Further, the amendments eliminate the narrow exception for nonmonetary exchanges of similar productive assets and replace it with a broader exception for exchanges of nonmonetary assets that do not have commercial substance. The statement is effective for nonmonetary asset exchanges occurring in fiscal periods beginning after June 15, 2005. Earlier application is permitted for nonmonetary asset exchanges occurring in fiscal periods beginning after the date of issuance. The provisions of this statement shall be applied prospectively. The Company is currently evaluating the potential impact of this statement.

In October 2004, the American Jobs Creation Act of 2004 (the "Act") was signed into law. Three of the more significant provisions of the Act relate to a one-time opportunity to repatriate foreign earnings at a reduced rate, manufacturing benefits for qualified production activity income and new requirements with respect to deferred compensation plans. The Company has not yet determined the impact, if any, of this Act on its future results of operations or cash flows. Additionally, under new Section 409A of the Internal Revenue Code, created in connection with the Act, the U.S. Treasury Department is directed to issue regulations providing guidance and provide a limited period during which deferred compensation plans may be amended to comply with the requirements of Section 409A. When the regulations are issued, the Company may be required to make modifications to certain compensation plans to comply with Section 409A.

The Company is a party to various transactions with affiliated companies. Companies in which the Company has an investment accounted for under the cost or equity method of accounting, are considered Affiliates; any transactions or balances with such companies are considered Affiliate transactions. The following tables represent the Company's transactions with Affiliates for the periods presented:

	<u>Successor</u>	<u>Predecessor</u>		
	Nine Months Ended December 31, 2004	Three Months Ended March 31, 2004	Year Ended December 31, 2003	Year Ended December 31, 2002
(in \$ millions)				
Statements of Operations				
Purchases from Affiliates ⁽¹⁾	115	35	40	73
Sales to Affiliates ⁽¹⁾	135	42	105	70
Interest income from Affiliates	1	—	—	1
Interest expense to Affiliates	3	—	5	7

	<u>Successor</u>	<u>Predecessor</u>
	As of December 31, 2004	As of December 31, 2003
(in \$ millions)		
Balance Sheets		
Trade and other receivables from Affiliates	56	50
Current notes receivable (including interest) from Affiliates	50	7
Total receivables from Affiliates	<u>106</u>	<u>57</u>
Accounts payable and other liabilities due Affiliates	24	35
Short-term borrowings from Affiliates ⁽²⁾	128	100
Total due Affiliates	<u>152</u>	<u>135</u>

⁽¹⁾ *Purchases/Sales from/to Affiliates*

Purchases and sales from/to Affiliates are accounted for at prices which, in the opinion of management, approximate those charged to third party customers for similar goods or services.

⁽²⁾ *Short-term borrowings from Affiliates (See Note 16)*

The Company has agreements with certain Affiliates, primarily Infrserv entities, whereby excess Affiliate cash is lent to and managed by the Company, at variable interest rates governed by those agreements.

Upon closing of the Acquisition, the Company paid aggregate transaction advisory and other fees as well as the monitoring fee for services rendered and to be rendered in 2004 of approximately \$65 million to affiliates of The Blackstone Group (the "Advisor") and Blackstone, \$10 million of which related to an annual advisor monitoring fee agreement. The Company has agreed to indemnify the Advisor and its affiliates and their respective partners, members, directors, officers, employees, agents and representatives for any and all losses relating to the transactional services contemplated by the transaction and monitoring fee agreement and the engagement of the Advisor pursuant to, and the performance by the Advisor of the services contemplated by, the transaction and monitoring fee agreement.

In January 2005, the Company paid the Advisor \$10 million for the 2005 monitoring fee, and an additional \$35 million to terminate the monitoring fee agreement.

In connection with the Acquisition, the Company issued \$200 million mandatorily redeemable preferred stock to an affiliate of Banc of America Securities LLC. The mandatorily redeemable preferred

CELANESE CORPORATION AND SUBSIDIARIES
NOTES TO CONSOLIDATED FINANCIAL STATEMENTS

shares were redeemed using the proceeds from the senior subordinated notes issued July 1, 2004. Banc of America Securities LLC was also an initial purchaser of the senior subordinated notes and the senior discount notes and is an affiliate of a lender under the amended and restated senior credit facilities. Banc of America Securities LLC is an affiliate of BA Capital Investors Fund, L.P., one of the Original Shareholders (See Notes 16 and 18).

7. Acquisitions, Divestitures and Ventures

Acquisitions:

- On April 6, 2004, the Company acquired CAG (See Notes 1 and 2).

- On December 31, 2002, the Predecessor acquired Clariant AG's European emulsions and worldwide emulsion powders businesses, valued at \$154 million, including the assumption of related liabilities. Net of purchase price adjustments of \$2 million and the assumption of liabilities of \$21 million, the Predecessor paid \$131 million cash for the net assets of the business in 2002. In 2003, the purchase price adjustment related to the acquisition was finalized, which resulted in the Predecessor making an additional payment of \$7 million. The addition of this business to the Chemical Products segment enabled the Predecessor to offer a comprehensive range of value-added emulsions and emulsion powders that serve as the primary ingredients in quality surface coatings, adhesives, non-woven textiles and other applications. The emulsions and emulsion powders business has four production facilities servicing the product requirements of customers across Europe. There are also 11 sales offices and seven research and technology centers, located to provide rapid response to customers. Two of the production facilities are located in Germany and Spain, in close proximity to the Company's plants that supply chemical ingredients for emulsions. The Predecessor recorded \$35 million of initial goodwill in 2002, which was subsequently reduced by \$24 million upon completion of the purchase price allocation in 2003. In addition, the fair value of the intangible assets acquired was \$42 million, consisting primarily of patents and trademarks (See Note 13).

- On October 27, 2004, the Company agreed to acquire Acetex Corporation ("Acetex"), a Canadian corporation, for approximately \$261 million and the assumption by the Company of debt owed by Acetex, valued at approximately \$231 million. On January 12, 2005, the Acetex shareholders approved the transaction. Presently, Acetex has two primary businesses—its Acetyls business and its Specialty Polymers and Films business. The Acetyls business produces acetic acid, polyvinyl alcohol and vinyl acetate monomer, which are used to produce paints, coatings, adhesives, textiles and other products. These chemicals and their derivatives are used in a wide range of applications in the automotive, construction, packaging, pharmaceutical and textile industries. Specialty polymers developed and manufactured by Acetex are used in the manufacture of a variety of plastics products, including packaging and laminating products, auto parts, adhesives and medical products. The Films business focuses on products for the agricultural, horticultural and construction industries. Closing of the acquisition is conditioned upon regulatory approvals and other customary conditions. In connection with the funding of this acquisition, the Company expects to borrow \$242 million under the delayed draw acquisition facility provided for in the amended and restated senior credit facilities (See Note 16).

- In February 2005, the Company acquired Vinamul Polymers, the North American and European emulsion polymer business of Imperial Chemical Industries PLC ("ICI") for \$208 million. The Vinamul Polymers product line includes vinyl acetate-ethylene copolymers, vinyl acetate homopolymers and copolymers, and acrylic and vinyl acrylic emulsions. Vinamul Polymers operates manufacturing facilities in the United States, Canada, the United Kingdom, and The Netherlands. As part of the agreement, ICI will continue to supply Vinamul Polymers with starch, dextrin and other specialty ingredients following the acquisition. The Company will supply ICI with vinyl acetate monomer and polyvinyl alcohols. The Company primarily financed this acquisition through borrowings of \$200 million under the amended and restated senior credit facilities (See Note 16).

CELANESE CORPORATION AND SUBSIDIARIES
NOTES TO CONSOLIDATED FINANCIAL STATEMENTS

Ventures:

- In April 2004, the Company and a group of investors led by Conduit Ventures Ltd. entered into a venture, which is named Pemeas GmbH. This venture was formed in order to advance the commercialization of the Company's fuel cell technology. Pemeas GmbH is considered a variable interest entity as defined under FIN No. 46, The Company is deemed the primary beneficiary of this variable interest entity and, accordingly, consolidates this entity in its consolidated financial statements. The consolidation of this entity did not have a material impact on the Company's financial position or results of operations and cash flows as of and for the nine months ended December 31, 2004. In December 2004, the Company approved a plan to dispose of the Company's ownership interest in Pemeas GmbH.
- On October 1, 2003, Celanese AG and Degussa AG ("Degussa") completed the combination of their European Oxo businesses. The venture, European Oxo GmbH, consists of both companies' propylene-based oxo chemical activities. Celanese AG contributed net assets with a carrying value of \$12 million for a 50% interest in the venture. Celanese AG retained substantially all the accounts receivable, accounts payable and accrued liabilities of its contributed business existing on September 30, 2003. In addition, Celanese AG and Degussa each have committed to fund the venture equally. Under a multi-year agreement, Degussa has the option to sell its share in European Oxo GmbH to the Company at fair value beginning in January 2008. The Company has the option to purchase Degussa's share in the business at fair value beginning in January 2009. The Company's European Oxo business is part of the Company's Chemical Products segment. The Company reports its investment in European Oxo GmbH using the equity method of accounting.

Divestitures:

The following tables summarize the results of the discontinued operations for the nine months ended December 31, 2004, the three months ended March 31, 2004 and the years ended December 31, 2003 and 2002:

	Net Sales			
	Successor	Predecessor		
	Nine Months Ended December 31, 2004	Three Months Ended March 31, 2004	Year Ended December 31, 2003	Year Ended December 31, 2002
	(in \$ millions)			
Discontinued operations of Chemical Products	1	21	236	246
Discontinued operations of Performance Products	—	—	—	257
Discontinued operations of Ticona	1	—	45	57
Total discontinued operations	<u>2</u>	<u>21</u>	<u>281</u>	<u>560</u>

F-27

CELANESE CORPORATION AND SUBSIDIARIES
NOTES TO CONSOLIDATED FINANCIAL STATEMENTS

Operating Profit (Loss)	
Successor	Predecessor

	Nine Months Ended December 31, 2004	Three Months Ended March 31, 2004	Year Ended December 31, 2003	Year Ended December 31, 2002
(in \$ millions)				
Discontinued operations of Chemical Products	—	(5)	(1)	(52)
Discontinued operations of Performance Products	—	—	—	10
Discontinued operations of Ticona	—	—	—	(1)
Total discontinued operations	<u>—</u>	<u>(5)</u>	<u>(1)</u>	<u>(43)</u>

2004

- In December 2004, the Company approved a plan to dispose of COC business included within the Technical Polymers Ticona segment and the Company's interest in Pemeas GmbH, the fuel cell venture included in Other Activities. As a result of this decision, the Company recorded an impairment loss in the nine month period ended December 31, 2004 of \$32 million (See Note 21).

2003

- In September 2003, the Predecessor and The Dow Chemical Company ("Dow") reached an agreement for Dow to purchase the acrylates business of the Predecessor. This transaction was completed in February 2004 for a sales price of approximately \$149 million, which resulted in a pre-tax gain of approximately \$14 million in the three months ended March 31, 2004. Dow acquired the Predecessor's acrylates business line, including inventory, intellectual property and technology for crude acrylic acid, glacial acrylic acid, ethyl acrylate, butyl acrylate, methyl acrylate and 2-ethylhexyl acrylate, as well as acrylates production assets at the Clear Lake, Texas facility. In related agreements, the Company provides certain contract manufacturing services to Dow, and Dow supplies acrylates to the Company for use in its emulsions production. Simultaneous with the sale, the Predecessor repaid an unrelated obligation of \$95 million to Dow. The acrylates business was part of the Predecessor's Chemical business. As a result of this transaction, the assets, liabilities, revenues and expenses related to the acrylates product lines at the Clear Lake, Texas facility as well as the gain recorded on the sale are reflected as a component of discontinued operations in the consolidated financial statements in accordance with SFAS No. 144.
- In December 2003, the Ticona segment completed the sale of its nylon business line to BASF. Ticona received cash proceeds of \$10 million and recorded a gain of \$3 million. The transaction is reflected as a component of discontinued operations in the consolidated financial statements in accordance with SFAS No. 144.

In 2003, the Predecessor recorded \$1 million in losses from operations of discontinued operations related to the acrylates and nylon business divestitures. In addition, the Predecessor also recorded adjustments related to prior year discontinued operations representing a gain of \$4 million.

2002

- Effective January 1, 2002, the Predecessor sold its interest in InfraServ GmbH & Co. Deponie Knapsack KG ("Deponie") to Trienekens AG. The Predecessor recorded a net cash outflow of \$20 million on the sale of this business, which included cash of \$35 million offset by proceeds received of \$15 million, and a gain of \$9 million on disposition of Deponie included in gain on disposition of assets.
- In December 2002, the Predecessor completed the sale of Trespaphan, a global oriented polypropylene ("OPP") film business, to a consortium consisting of Dor-Moplefan Group and Bain Capital, Inc.

NOTES TO CONSOLIDATED FINANCIAL STATEMENTS

for a value of \$214 million. Net of the purchase price adjustments of \$19 million and the repayment of \$80 million in intercompany debt that Trespaphan owed the Predecessor, the Predecessor received net proceeds of \$115 million. Trespaphan was formerly part of the Predecessor's Performance Products segment. The transaction is reflected as a component of discontinued operations in the consolidated financial statements in accordance with SFAS No. 144.

- During 2002, the Predecessor sold its global allylamines and U.S. alkylamines businesses to U.S. Amines Ltd. These businesses are reflected as a component of discontinued operations in the consolidated financial statements in accordance with SFAS No. 144.

In 2002, the Predecessor received net proceeds of \$106 million and recorded \$14 million in earnings (loss) from operation of discontinued operations (including a gain on disposal of discontinued operations of \$14 million) and a gain of \$9 million in gain on disposition of assets relating to these divestitures. Additionally, the Predecessor recognized a tax benefit of \$40 million for discontinued operations, which includes a tax benefit associated with a tax deductible write down of the tax basis for Trespaphan's subsidiary in Germany relating to tax years ended December 31, 2001 and 2000. Since this tax benefit relates to an entity solely engaged in a business designated as discontinued operations, this tax benefit has been correspondingly included in earnings (loss) from discontinued operations.

F-29

CELANESE CORPORATION AND SUBSIDIARIES NOTES TO CONSOLIDATED FINANCIAL STATEMENTS

8. *Securities Available for Sale*

At December 31, 2004 and 2003, the Company had \$364 million and \$333 million, respectively, of securities available for sale, which were included as a component of long-term and current other assets. The Company's captive insurance companies and pension related trusts hold these securities. The Successor recorded a net realized gain of \$7 million for the nine months ended December 31, 2004. The Predecessor recorded a net realized gain (loss) of \$0 million, \$3 million and (\$7) million for the three months ended March 31, 2004 and the years ended December 31, 2003 and 2002, respectively. The amortized cost, gross unrealized gain, gross unrealized loss and fair values for available-for-sale securities by major security type at December 31, 2004 and December 31, 2003, were as follows:

	Amortized Cost	Unrealized Gain	Unrealized Loss	Fair Value
(in \$ millions)				
Successor				
At December 31, 2004				
Debt securities				
U.S. government	68	6	(1)	73
Foreign government	1	—	—	1
U.S. municipal	1	—	—	1
U.S. corporate	128	—	(1)	127
Total debt securities	198	6	(2)	202
Bank certificates of deposit	10	—	—	10
Equity securities	37	—	(1)	36

Mortgage-backed securities	103	9	—	112
Money markets deposits and other securities	4	—	—	4
	<u>352</u>	<u>15</u>	<u>(3)</u>	<u>364</u>

Predecessor

At December 31, 2003

Debt securities				
U.S. government	69	7	—	76
Foreign government	2	1	—	3
U.S. municipal	1	—	—	1
U.S. corporate	106	2	—	108
Total debt securities	178	10	—	188
Bank certificates of deposit	35	—	—	35
Equity securities	51	2	(8)	45
Mortgage-backed securities	56	8	—	64
Money markets deposits and other securities	1	—	—	1
	<u>321</u>	<u>20</u>	<u>(8)</u>	<u>333</u>

Fixed maturities at December 31, 2004 by contractual maturity are shown below. Actual maturities could differ from contractual maturities because borrowers may have the right to call or prepay obligations, with or without call or prepayment penalties.

	Amortized Cost	Fair Value
	(in \$ millions)	
Within one year ⁽¹⁾	26	27
From one to five years	141	141
From six to ten years	99	101
Greater than ten years	55	65
	<u>321</u>	<u>334</u>

(1) Proceeds received from fixed maturities that mature within one year are expected to be reinvested into additional securities upon such maturity.

	<u>Successor</u> As of December 31, 2004	<u>Predecessor</u> As of December 31, 2003
(in \$ millions)		
Trade receivables – third party and affiliates	888	744
Reinsurance receivables	164	205
Other	506	384
Subtotal	1,558	1,333
Allowance for doubtful accounts	(22)	(22)
Net receivables	<u>1,536</u>	<u>1,311</u>

As of December 31, 2004 and 2003, the Company had no significant concentrations of credit risk since the Company's customer base is dispersed across many different industries and geographies.

10. Inventories

	<u>Successor</u> As of December 31, 2004	<u>Predecessor</u> As of December 31, 2003
(in \$ millions)		
Finished goods	470	359
Work-in-process	26	16
Raw materials and supplies	122	134
Total inventories	<u>618</u>	<u>509</u>

11. Investments

The Company accounts for the following Affiliates under the equity method:

Affiliate	Segment	Ownership	<u>Carrying Value</u>	<u>Share of Earnings (Loss)</u>	
			<u>Successor</u>	<u>Successor</u>	<u>Predecessor</u>
			As of December 31, 2004	Nine Months Ended December 31, 2004	Three Months Ended March 31, 2004
(in \$ millions)					
Estech GmbH & Co. KG	Chemical Products	51.0%	—	(3)	—
European Oxo GmbH	Chemical Products	50.0%	3	(5)	(3)
Fortron Industries	Ticona	50.0%	58	6	2
Korea Engineering Plastics Co., Ltd	Ticona	50.0%	155	11	3
Polyplastics Co., Ltd	Ticona	45.0%	202	17	7
InfraServ GmbH & Co. Gendorf KG	Other	39.0%	25	3	1
InfraServ GmbH & Co. Höchst KG	Other	31.2%	134	5	2
InfraServ GmbH & Co. Knapsack KG	Other	27.0%	20	1	—
Sherbrooke Capital Health and Wellness, L.P.	Performance Products	10.0%	3	1	—
Total			<u>600</u>	<u>36</u>	<u>12</u>

CELANESE CORPORATION AND SUBSIDIARIES
NOTES TO CONSOLIDATED FINANCIAL STATEMENTS

	<u>Successor</u>	<u>Predecessor</u>		
	<u>Nine Months Ended December 31, 2004</u>	<u>Three Months Ended March 31, 2004</u>	<u>Year Ended December 31, 2003</u>	<u>Year Ended December 31, 2002</u>
(in \$ millions)				
Affiliates totals:				
Net earnings	94	27	85	51
Successor/Predecessor's share:				
Net earnings	36	12	35	21
Dividends	22	15	23	61
Other distributions	—	1	—	39

	<u>Successor</u>	<u>Predecessor</u>
	<u>As of December 31, 2004</u>	<u>As of December 31, 2003</u>
(in \$ millions)		
Total assets	2,582	2,320
Total liabilities	1,346	1,147
Interests of others	754	720
Successor/Predecessor's share of equity	482	453
Excess of cost over underlying equity in net assets acquired	118	108
Successor/Predecessor's carrying value of investments	600	561

Estech GmbH & Co. KG is a venture created in 2002 for the production and marketing of neopolyol esters. The Company accounts for its ownership interest in Estech GmbH & Co. KG under the equity method of accounting because the minority shareholder has substantive participating rights that allow it to participate in significant decisions made in the ordinary course of business.

In October 2003, the Predecessor and Degussa completed the formation of European Oxo Chemicals GmbH, a venture created to own and operate the European propylene-based oxo businesses of the Predecessor and Degussa (See Note 7).

The Company accounts for its ownership interest in Sherbrooke Capital Health and Wellness, L.P. under the equity method of accounting because the Company is able to exercise significant influence.

In addition to equity method investments, the Company has certain investments that it accounts for under the cost method of accounting, which are recorded in non-current other assets in the consolidated balance sheet. The Company's investments accounted for under the cost method of accounting as of December 31, 2004 and 2003, respectively, are as follows:

<u>Ownership</u>	<u>Successor</u>	<u>Predecessor</u>
	<u>As of December 31, 2004</u>	<u>As of December 31, 2003</u>
(in \$ millions)		

National Methanol Company	25%	54	—
Kunming Cellulose Fibers Co. Ltd.	30%	15	15
Nantong Cellulose Fibers Co. Ltd	31%	77	20
Zhuhai Cellulose Fibers Co. Ltd	30%	15	15
InfraServ GmbH & Co. Wiesbaden KG	18%	22	20
Other		50	44
Total		<u>233</u>	<u>114</u>

F-32

CELANESE CORPORATION AND SUBSIDIARIES
NOTES TO CONSOLIDATED FINANCIAL STATEMENTS

Certain investments above, where the Company owns greater than a 20 percent ownership interest, are accounted for under the cost method of accounting primarily because the Company cannot exercise significant influence.

The Successor recognized \$33 million of dividend income from investments accounted for under the cost method for the nine months ended December 31, 2004. The Predecessor recognized dividend income from investments accounted for under the cost method of \$6 million, \$53 million and \$35 million for the three months ended March 31, 2004 and for the years ended December 31, 2003 and 2002, respectively.

12. Property, Plant and Equipment

	<u>Successor</u> As of <u>December 31, 2004</u>	<u>Predecessor</u> As of <u>December 31, 2003</u>
	(in \$ millions)	
Land	41	53
Land improvements	49	138
Buildings	248	598
Machinery and equipment	1,713	5,085
Capitalized interest	9	153
Construction in progress	88	193
Property, plant and equipment, gross	<u>2,148</u>	<u>6,220</u>
Less: accumulated depreciation	(446)	(4,510)
Property, plant and equipment, net	<u><u>1,702</u></u>	<u><u>1,710</u></u>

Depreciation totaled \$144 million, \$69 million, \$278 million and \$244 million for the nine months ended December 31, 2004, the three months ended March 31, 2004 and years ended December 31, 2003 and 2002, respectively.

Capital expenditures in property plant and equipment amounted to \$166 million, \$44 million, \$211 million and \$203 million for the nine months ended December 31, 2004, three months ended March 31, 2004, and years ended December 31, 2003 and 2002, respectively.

Assets under capital leases, net of accumulated amortization, amounted to approximately \$5 million and \$13 million at December 31, 2004 and 2003, respectively.

Interest costs capitalized were \$4 million, \$3 million, \$3 million and \$6 million for the nine months ended December 31, 2004, the three months ended March 31, 2004 and the years ended December 31, 2003 and 2002,

respectively.

In the first quarter of 2004, as part of the acrylates divestiture, the Predecessor entered into a site agreement with Dow to allow Dow to use certain property, plant, and equipment. As the agreement met the stipulations of a capital lease under EITF Issue No. 01-8, *Determining Whether an Arrangement Contains a Lease*, the Company has reclassified \$11 million related to property, plant and equipment into other long-term receivables.

In December 2004, the Company approved a plan to sell its COC business and recorded an impairment charge of \$32 million for the nine months ended December 31, 2004.

In October 2004, the Company announced plans to consolidate its tow production to fewer sites by 2007 and to discontinue the production of acetate filament by mid-2005. In the third quarter of 2004, the Company recorded restructuring charges of \$50 million related to asset impairment of the Company's acetate business.

At December 31, 2003, the consolidation of a variable interest entity, Dacron GmbH, resulted in the recording of \$53 million in net property, plant and equipment.

F-33

CELANESE CORPORATION AND SUBSIDIARIES
NOTES TO CONSOLIDATED FINANCIAL STATEMENTS

On October 1, 2003, the Predecessor and Degussa began their European Oxo GmbH venture (See Note 7). The Predecessor contributed property, plant, and equipment with a net book value of \$7 million to European Oxo GmbH.

In 2003, the purchase price allocation associated with the December 2002 acquisition of the Emulsions business was finalized. As a result, property, plant and equipment was increased by \$35 million.

As of January 1, 2003, the Predecessor adopted SFAS No. 143, *Accounting for Asset Retirement Obligations*, and recognized transition amounts for existing asset retirement obligations and corresponding capitalized costs and accumulated depreciation. Upon adoption, the Predecessor recorded \$8 million in land and land improvements, and a corresponding \$5 million in accumulated depreciation. In addition, in the fourth quarter of 2003, the Predecessor assigned a probability that certain facilities in the Acetate products segment would close in the latter half of this decade and the Predecessor recorded \$10 million in land and land improvements and \$1 million in machinery and equipment as well as a corresponding \$11 million in accumulated depreciation.

13. Intangible Assets

Goodwill

	<u>Chemical Products</u>	<u>Acetate Products</u>	<u>Ticona</u>	<u>Performance Products</u>	<u>Total</u>
	(in \$ millions)				
Predecessor					
Carrying value of goodwill as of December 31, 2001	528	153	343	—	1,024
Finalization of purchase accounting adjustments	35	—	—	—	35
Exchange rate changes	2	—	—	—	2
Carrying value of goodwill as of December 31, 2002	565	153	343	—	1,061
Finalization of purchase accounting adjustments	(24)	—	—	—	(24)
Exchange rate changes	27	8	—	—	35
Carrying value of goodwill as of December 31, 2003	568	161	343	—	1,072
Exchange rate changes	(2)	(1)	—	—	(3)
Carrying value of goodwill as of March 31, 2004 .	<u>566</u>	<u>160</u>	<u>343</u>	<u>—</u>	<u>1,069</u>

Successor

Carrying value of goodwill associated with the Acquisition as of December 31, 2004	<u>193</u>	<u>180</u>	<u>290</u>	<u>84</u>	<u>747</u>
--	------------	------------	------------	-----------	------------

Successor

As a result of the Acquisition and Restructuring, the Company performed purchase price allocations and recorded goodwill of \$747 million. (See Notes 2 and 31).

Predecessor

Effective January 1, 2002, the Predecessor adopted SFAS No. 142, *Goodwill and Other Intangible Assets*, and accordingly applied the standards of the statement prospectively. This statement provides that goodwill and other intangible assets with an indefinite life no longer be amortized, rather they will be tested at least annually for impairment. Additionally, the adoption of SFAS No. 142 required that any unamortized negative goodwill (excess of fair value over cost) on the balance sheet be written off immediately and classified as a cumulative effect of change in accounting principle in the consolidated statement of operations. As a result, income of \$9 million was recorded to cumulative effect of changes in accounting principles in the Predecessor's consolidated statement of operations in the first quarter of 2002.

F-34

CELANESE CORPORATION AND SUBSIDIARIES
NOTES TO CONSOLIDATED FINANCIAL STATEMENTS

The following table presents the impact of adopting SFAS No. 142 on net earnings and net earnings per share:

	<u>Predecessor</u> <u>Year Ended</u> <u>December 31, 2002</u>
	(in \$ millions, except per share data)
Reported net earnings	168
Adjustment for goodwill amortization	—
Adjustment for negative goodwill	(9)
Adjusted net earnings	<u>159</u>
Earnings per common share – basic and diluted:	
Reported net earnings	3.34
Goodwill amortization	—
Negative goodwill	(0.18)
Adjusted net earnings	<u>3.16</u>

Other Intangible Assets**Successor**

The Company has estimated the fair value of intangible assets acquired in the Acquisition, as follows:

Successor
As of

	<u>December 31, 2004</u>
	<u>(in \$ millions)</u>
Trademarks and tradenames	68
Customer related intangible assets	365
Developed technology	9
Total intangible assets, gross	442
Less: accumulated amortization	(42)
Total intangible assets, net	<u>400</u>

Aggregate amortization expense charged against earnings for intangible assets with finite lives during the nine months ended December 31, 2004 totaled \$38 million. Estimated amortization expense for the succeeding five fiscal years is approximately \$49 million in 2005, \$48 million in 2006, \$47 million in 2007, \$44 million in 2008 and \$42 million in 2009. The Company has trademarks and tradenames of \$68 million which have an indefinite life. Accordingly, no amortization is recorded on these intangible assets.

Predecessor

The Predecessor's cost and accumulated amortization of other intangible assets, primarily related to the emulsion acquisition, as of December 31, 2003 were \$67 million and \$31 million, respectively. Aggregate amortization expense charged against earnings for intangible assets with finite lives during the three months ended March 31, 2004 and the years ended December 31, 2003 and 2002 totaled \$2 million, \$11 million and \$2 million, respectively. Predecessor's intangible assets subject to amortization have a weighted average life of five years.

In 2003, it was determined that of the other intangible assets acquired in the emulsions acquisition, \$7 million represents a trademark which has an indefinite life and is not subject to amortization. Accordingly, since 2003 amortization expense was not recorded for this trademark.

F-35

CELANESE CORPORATION AND SUBSIDIARIES NOTES TO CONSOLIDATED FINANCIAL STATEMENTS

14. *Accrued Liabilities*

	<u>Successor</u>	<u>Predecessor</u>
	<u>As of</u>	<u>As of</u>
	<u>December 31, 2004</u>	<u>December 31, 2003</u>
	<u>(in \$ millions)</u>	
Accrued salaries and benefits	206	160
Accrued environmental (See Note 19) .	25	35
Accrued restructuring (See Note 21)	68	40
Insurance loss reserves (See Note 28) .	115	145
Accrued legal	150	143
Other	324	396
Total accrued liabilities	<u>888</u>	<u>919</u>

As of December 31, 2004 and 2003, accrued legal above includes \$145 million and \$137 million, respectively, of liabilities related to sorbates matters (See Note 27).

As of December 31, 2003, the Other caption above includes a reclassification from Other liabilities of

approximately \$56 million in anticipation of an early payment of an obligation under a separate agreement with Dow, which was accelerated upon the close of the sale of the acrylates business. As of December 31, 2003, the total liability recorded within Other associated with this matter was \$95 million, including interest. This amount was paid in February 2004 (See Note 7).

15. Other Liabilities

	Successor As of December 31, 2004	Predecessor As of December 31, 2003
	(in \$ millions)	
Environmental liabilities (See Note 19)	118	124
Insurance liabilities (See Note 28)	144	171
Other	248	194
Total other liabilities	<u>510</u>	<u>489</u>

Prior to the adoption of SFAS No. 143, the Predecessor had \$33 million of post closure liabilities included within environmental liabilities. As provided under SFAS No. 143, such amounts were reversed, and \$39 million of asset retirement obligations were established. As of December 31, 2004, estimated liabilities for asset retirement obligations were approximately \$52 million, of which \$42 million is included as a component of other long-term liabilities included in the Other caption above. This amount primarily represents the Company's estimated future liability for site demolition and for various landfill closures and the associated monitoring costs at these operating sites.

F-36

CELANESE CORPORATION AND SUBSIDIARIES NOTES TO CONSOLIDATED FINANCIAL STATEMENTS

Changes in asset retirement obligations are reconciled as follows:

	Successor Nine Months Ended December 31, 2004	Predecessor Three Months Ended March 31, 2004	Predecessor Year Ended December 31, 2003
	(in \$ millions)		
Balance at beginning of period	48	47	39
Additions	12	—	11
Accretion	1	1	2
Payments	(1)	(1)	(4)
Purchase accounting adjustments	(9)	—	—
Revisions to cash flow estimates	(1)	1	(1)
Exchange rate changes	2	—	—
Balance at end of period	<u>52</u>	<u>48</u>	<u>47</u>

In October 2004, the Company announced plans to consolidate its tow production to fewer sites by 2007 and to discontinue the production of acetate filament by mid-2005. The restructuring is being implemented to increase efficiency, reduce overcapacity and to focus on products and markets that provide long-term value. The establishment of \$12 million in asset retirement obligations resulted in a corresponding charge to depreciation

expense for the nine months ended December 31, 2004.

In the fourth quarter of 2003, the Predecessor assigned a probability that facilities in the Acetate Products segment will close. These facilities were previously deemed to have indeterminable lives. As a result, the Predecessor recorded depreciation expense of \$11 million for the year ended December 31, 2003.

The Company has identified but not recognized asset retirement obligations related to substantially all of its existing operating facilities. Examples of these types of obligations include demolition, decommissioning, disposal and restoration activities. Legal obligations exist in connection with the retirement of these assets upon closure of the facilities or abandonment of the existing operations. However, the Company currently plans on continuing operations at these facilities indefinitely and therefore a reasonable estimate of fair value cannot be determined at this time. In the event the Company considers plans to abandon or cease operations at these sites, an asset retirement obligation will be reassessed at that time. If certain operating facilities were to close, the related asset retirement obligations could significantly affect the Company's results of operations and cash flows.

F-37

CELANESE CORPORATION AND SUBSIDIARIES
NOTES TO CONSOLIDATED FINANCIAL STATEMENTS

16. Debt

	<u>Successor</u> <u>As of December 31,</u> <u>2004</u>	<u>Predecessor</u> <u>As of December 31,</u> <u>2003</u>
	(in \$ millions)	
Short-term borrowings and current installments of long-term debt		
Current installments of long-term debt	15	48
Short-term borrowings from Affiliates	128	100
Other	1	—
Total short-term borrowings and current installments of long-term debt	<u>144</u>	<u>148</u>
Long-term debt		
Senior Credit Facilities:		
Term loan facility	624	—
Floating Rate Term Loan, due 2011	350	—
Senior Subordinated Notes 9.625%, due 2014	1,231	—
Senior Subordinated Notes 10.375%, due 2014	272	—
Senior Discount Notes 10.5%, due 2014	424	—
Senior Discount Notes 10%, due 2014	103	—
Term notes:		
6.125% notes, due 2004	—	25
7.125% medium-term notes, due 2009	14	14
Variable rate loans with interest rates adjusted periodically:		
Due in 2005, interest rate of 1.55%	—	25
Due in 2008, interest rate of 1.55%	—	150
Due in 2009, interest rate of 2.90%	—	61
Pollution control and industrial revenue bonds, interest rates ranging from 5.2% to 6.7%, due at various dates through 2030 (less purchase		

price adjustment of \$2 million as of December 31, 2004)	191	209
Obligations under capital leases and other secured borrowings due at various dates through 2018	49	53
Subtotal	3,258	537
Less: Current installments of long-term debt	15	48
Total long-term debt	3,243	489

In connection with the acquisition of CAG, the Company borrowed \$1,565 million under the senior subordinated bridge loan facilities, which were repaid in June 2004 through the issuance of: (a) \$1.0 billion, 9.625% senior subordinated notes due in 2014; (b) €200 million (\$244 million), 10.375% senior subordinated notes due in 2014; and (c) \$350 million floating rate term loan due in 2011. Additionally, the Company entered into senior credit facilities in April 2004, which provided financings of up to approximately \$1.2 billion. As a result of the acquisition of CAG, the Company prepaid, in April 2004, \$175 million of debt scheduled to mature in 2005 and 2008 and, in September 2004, prepaid approximately \$60 million of additional pre-acquisition debt of CAG previously scheduled to mature in 2009.

In July 2004, the Company issued \$225 million in 9.625% senior subordinated notes for cash proceeds of \$231 million. These proceeds were used to repay mandatorily redeemable preferred stock (See Note 18).

F-38

CELANESE CORPORATION AND SUBSIDIARIES
NOTES TO CONSOLIDATED FINANCIAL STATEMENTS

In January 2005, the Company amended and restated these senior credit facilities, which now provide borrowings of up to approximately \$2.8 billion, including a delayed draw acquisition facility of \$242 million and repaid the \$350 million floating rate term loan. In February 2005, the Company redeemed \$521 million of the senior subordinated notes and \$188 million of the Company's senior discount notes (See Note 3).

Senior Credit Facilities. As of December 31, 2004, the senior credit facilities of \$1,232 million consist of a term loan facility, a revolving credit facility and a credit-linked revolving facility.

The term loan facility consists of commitments of \$454 million and €125 million, both maturing in 2011. As of December 31, 2004, the Company borrowed \$624 million (including €125 million) under the term loan facility.

The revolving credit facility, through a syndication of banks, provides for borrowings of up to \$380 million, including the availability of letters of credit in U.S. dollars and euros and for borrowings on same-day notice. As of December 31, 2004, there were no amounts outstanding under the revolving credit facility, which matures in 2009.

Subsequent to the consummation of the initial public offering in January 2005, the Company entered into amended and restated senior credit facilities. The terms of the amended and restated senior credit facilities are substantially similar to the terms of the Company's existing senior credit facilities. Under the amended and restated facility, the term loan facility increased to \$1,759 million (including €275 million). In addition, there is a new \$242 million delayed draw facility which when drawn will be added to the existing term loan facility. The Company expects to use this delayed draw facility to finance the acquisition of Acetex.

Also in January 2005, the revolving credit facility was increased from \$380 million to \$600 million under the amended and restated senior credit facilities. The \$228 million credit-linked revolving facility, which matures in 2009, includes borrowing capacity available for letters of credit. As of December 31, 2004, there were \$207 million of letters of credit issued under the credit-linked revolving facility. As of December 31, 2004, \$401 million remained available for borrowing under the revolving credit facilities (taking into account letters of credit issued under the revolving credit facilities).

Substantially all of the assets of Celanese Holdings LLC ("Celanese Holdings"), the direct parent of BCP Crystal US Holdings Corp. ("BCP Crystal"), and, subject to certain exceptions, substantially all of its existing and future U.S. subsidiaries, referred to as U.S. Guarantors, secure these facilities. The borrowings under the senior credit facilities bear interest at a rate equal to an applicable margin plus, at the borrower's option, either a base

rate or a LIBOR rate. The applicable margin for borrowing under the base rate option is 1.50% and for the LIBOR option, 2.50% (in each case, subject to a step-down based on a performance test).

The senior credit facilities are subject to prepayment requirements and contain covenants, defaults and other provisions. The senior credit facilities require BCP Crystal to prepay outstanding term loans, subject to certain exceptions, with:

- 75% (such percentage will be reduced to 50% if BCP Crystal's leverage ratio is less than 3.00 to 1.00 for any fiscal year ending on or after December 31, 2005) of BCP Crystal's excess cash flow;
- 100% of the net cash proceeds of all non-ordinary course asset sales and casualty and condemnation events, unless BCP Crystal reinvests or contracts to reinvest those proceeds in assets to be used in BCP Crystal's business or to make certain other permitted investments within 12 months, subject to certain limitations;
- 100% of the net cash proceeds of any incurrence of debt other than debt permitted under the senior credit facilities, subject to certain exceptions; and
- 50% of the net cash proceeds of issuances of equity of Celanese Holdings, subject to certain exceptions.

F-39

CELANESE CORPORATION AND SUBSIDIARIES NOTES TO CONSOLIDATED FINANCIAL STATEMENTS

BCP Crystal may voluntarily repay outstanding loans under the senior credit facility at any time without premium or penalty, other than customary "breakage" costs with respect to LIBOR loans.

In connection with the borrowing by BCP Crystal under the term loan portion of the senior credit facilities, BCP Crystal and CAC have entered into an intercompany loan agreement whereby BCP Crystal has agreed to lend the proceeds from any borrowings under its term loan facility to CAC. The intercompany loan agreement contains the same amortization provisions as the senior credit facilities. The interest rate with respect to the loans made under the intercompany loan agreement is the same as the interest rate with respect to the loans under BCP Crystal's term loan facility plus three basis points. BCP Crystal intends to service the indebtedness under its term loan facility with the proceeds of payments made to it by CAC under the intercompany loan agreement. This loan and related interest eliminate in consolidation.

Floating Rate Term Loan. The \$350 million floating rate term loan matures in 2011. The borrowings under the floating rate term loan bear interest at a rate equal to an applicable margin plus, at BCP Crystal's option, either a base rate or a LIBOR rate. Prior to the completion of the Restructuring, the applicable margin for borrowings under the base rate option was 3.25% and for the LIBOR option, 4.25%. Subsequent to the completion of the Restructuring, the applicable margin for borrowings under the base rate option is 2.50% and for the LIBOR option, 3.50%. The floating rate term loan accrues interest. We used a portion of new borrowings under the amended and restated senior credit facilities to repay the floating rate term loan and \$3 million of associated premium in January 2005.

Senior Subordinated Notes. The senior subordinated notes consist of \$1,225 million of 9 5/8% Senior Subordinated Notes due 2014 and €200 million of 103/8% Senior Subordinated Notes due 2014. From the completion of the Restructuring, all of BCP Crystal's U.S. domestic, wholly owned subsidiaries that guarantee BCP Crystal's obligations under the senior credit facilities guarantee the senior subordinated notes on an unsecured senior subordinated basis. In February 2005, approximately \$521 million of the net proceeds of the offering of our Series A common stock was used to redeem a portion of the senior subordinated notes and \$51 million to pay the premium associated with the redemption.

Senior Discount Notes. In September 2004, Crystal LLC and Crystal US Sub 3 Corp., a subsidiary of Crystal LLC, issued \$853 million aggregate principal amount at maturity of their senior discount notes due 2014 consisting of \$163 million principal amount at maturity of their 10% Series A senior discount notes due 2014 and \$690 million principal amount at maturity of their 10½% Series B Senior Discount Notes due 2014 (collectively, the "senior discount notes"). The gross proceeds of the offering were \$513 million. Approximately \$500 million of the proceeds were distributed to the Company's Original Shareholders, with the remaining proceeds used to pay fees associated with the refinancing. Until October 1, 2009, interest on the senior discount notes will accrue in the form of an increase in the accreted value of such notes. Cash interest on the senior discount notes will accrue commencing on October 1, 2009 and be payable semiannually in arrears on April 1 and October 1. In

February 2005, used approximately \$37 million of the net proceeds of the offering of our Series A common stock to redeem a portion of the Series A senior discount notes and \$151 million to redeem a portion of the Series B senior discount notes and \$19 million to pay the premium associated with such redemption. Under the terms of the senior discount notes registration statement, the Company is required to use its reasonable best efforts to file a registration statement with the SEC relative to offers to exchange the outstanding notes for exchange notes and thereafter cause the registration statement to become effective not later than 270 days following the closing date of the first issuance of the outstanding notes or the interest rate on the outstanding notes will be increased. The Company expects to meet this requirement within the period specified.

Covenants. The indentures governing the senior subordinated notes and the senior discount notes limit the ability of the issuers of such notes and the ability of their restricted subsidiaries to:

- incur additional indebtedness or issue preferred stock;
- pay dividends on or make other distributions or repurchase the respective issuer's capital stock;

F-40

**CELANESE CORPORATION AND SUBSIDIARIES
NOTES TO CONSOLIDATED FINANCIAL STATEMENTS**

- make investments;
- enter into certain transactions with affiliates;
- limit dividends or other payments by BCP Crystal's restricted subsidiaries to it;
- create liens or other pari passu on subordinated indebtedness without securing the respective notes;
- designate subsidiaries as unrestricted subsidiaries; and
- sell certain assets or merge with or into other companies.

Subject to certain exceptions, the indentures governing the senior subordinated notes and the senior discount notes permit the issuers of the notes and their restricted subsidiaries to incur additional indebtedness, including secured indebtedness.

The senior credit facilities contain a number of covenants that, among other things, restrict, subject to certain exceptions, the ability of Celanese Holdings and its subsidiaries' ability to:

- sell assets;
- incur additional indebtedness or issue preferred stock;
- repay other indebtedness (including the notes);
- pay dividends and distributions or repurchase their capital stock;

- create liens on assets;
- make investments, loans guarantees or advances;
- make certain acquisitions;
- engage in mergers or consolidations;
- enter into sale and leaseback transactions;
- engage in certain transactions with affiliates;
- amend certain material agreements governing BCP Crystal's indebtedness;
- change the business conducted by Celanese Holdings and its subsidiaries; and
- enter into hedging agreements that restrict dividends from subsidiaries.

In addition, the senior credit facilities require BCP Crystal to maintain the following financial covenants: a maximum total leverage ratio, a maximum bank debt leverage ratio, a minimum interest coverage ratio and maximum capital expenditures limitation. The maximum consolidated net bank debt to Adjusted EBITDA ratio, previously required under the senior credit facilities, was eliminated when we amended the facilities in January 2005.

As of December 31, 2004, the Company was in compliance with all of its debt covenants.

F-41

**CELANESE CORPORATION AND SUBSIDIARIES
NOTES TO CONSOLIDATED FINANCIAL STATEMENTS**

The maturation of the Company's debt, including short term borrowings, is as follows:

	<u>Total</u>
	<u>(in \$ millions)</u>
2005	144
2006	39
2007	18
2008	7
2009	21
Thereafter ⁽¹⁾	3,158
Total	<u><u>3,387</u></u>

(1) Includes \$2 million purchase accounting adjustment to assumed debt.

17. *Benefit Obligations*

Pension obligations . Pension obligations are established for benefits payable in the form of retirement, disability and surviving dependent pensions. The benefits offered vary according to the legal, fiscal and economic conditions of each country. The commitments result from participation in defined contribution and defined benefit plans, primarily in the U.S. Benefits are dependent on years of service and the employee's compensation. Supplemental retirement benefits provided to certain employees are non-qualified for U.S. tax purposes. Separate trusts have been established for some non-qualified plans.

Defined benefit pension plans exist at certain locations in North America and Europe. As of December 31, 2004, the Company's U.S. qualified pension plan represented greater than 85 percent and 80 percent of Celanese's pension plan assets and liabilities, respectively. Effective January 1, 2001, for the U.S. qualified pension plan, the Company began providing pension benefits for certain new employees hired in the United States after December 31, 2000 based upon a new Cash Balance Plan formula. Independent trusts or insurance companies administer the majority of these plans. Actuarial valuations for these plans are prepared annually.

The Company sponsors various defined contribution plans in Europe and North America covering certain employees. Employees may contribute to these plans and the Company will match these contributions in varying amounts. Contributions to the defined contribution plans are based on specified percentages of employee contributions and they aggregated \$8 million for the nine months ended December 31, 2004, \$3 million for the three months ended March 31, 2004, \$11 million in 2003 and \$12 million in 2002.

In connection with the acquisition of CAG, the Purchaser agreed to pre-fund \$463 million of certain pension obligations. During the nine months ended December 31, 2004, \$409 million was pre-funded to the Company's pension plans. The Company contributed an additional \$42 million to the non-qualified pension plan's rabbi trusts in February 2005.

Other postretirement obligations . Certain retired employees receive postretirement medical benefits under plans sponsored by the Company, which has the right to modify or terminate these plans at any time. Company employees in the U.S. who were 50 years of age as of January 1, 2001, are eligible to receive postretirement medical benefits, both pre-65 coverage and continued secondary coverage at age 65, provided that upon termination they are at least age 55 and have a minimum of 10 years of service. On January 1, 2001, Celanese AG eliminated continued postretirement medical coverage at age 65 for employees who were not 50 on January 1, 2001 or were hired on or after January 1, 2001. This group of employees continues to be eligible for pre-65 postretirement medical coverage provided that upon termination they are at least age 55 and have a minimum of 10 years of service. Generally, the cost for coverage is shared between the Company and the employee, and is determined based upon completed years of service.

CELANESE CORPORATION AND SUBSIDIARIES NOTES TO CONSOLIDATED FINANCIAL STATEMENTS

In 2003, the U.S. postretirement medical plan was amended to introduce defined dollar caps for pre-1993 retirees. The amendments included: pre-age 65 cap was set to \$9,600 and the post-age 65 cap was set to \$3,000; the elimination of pre-1993 retiree contributions until the cap is reached; moving all retirees to the managed choice program; and the introduction of relatively minor changes to the retiree cost sharing in order to simplify administration. These changes were approved in June 2003 and were reflected with a remeasurement of the retiree medical plan resulting in a reduction in the accumulated projected benefit obligation ("APBO") which was set up as a \$67 million negative prior service cost base as these changes become effective July 1, 2004.

In December 2003, the Medicare Act established a prescription drug benefit under Medicare known as "Medicare Part D." As a result of this new federally funded benefit, the Company expects a reduction to the post-65 medical per capita claims cost in its postretirement plan. Accordingly, the Company treated the resulting \$6

million reduction in APBO at July 1, 2004 as an actuarial gain. The introduction of the federal benefit reduced the Company's SFAS No. 106 net periodic benefit cost for the fiscal year ending December 31, 2004 by less than \$1 million, due to lower service cost and interest, as well as amortization of the unrecognized net gain.

	Pension Benefits		
	Successor	Predecessor	
	As of December 31, 2004	As of March 31, 2004	As of December 31, 2003
	(in \$ millions)		
Change in projected benefit obligation			
Projected benefit obligation at beginning of period	2,876	2,808	2,558
Service cost	30	9	36
Interest cost	131	40	171
Participant contributions	1	—	1
Plan amendments	—	1	5
Actuarial losses	187	64	156
Acquisitions	1	—	—
Special termination benefits	—	—	(1)
Divestitures	(1)	—	—
Settlements	(2)	—	(1)
Benefits paid	(136)	(44)	(170)
Change in measurement dates	—	—	6
Foreign currency exchange rate changes	35	(2)	47
Projected benefit obligation at end of period	<u>3,122</u>	<u>2,876</u>	<u>2,808</u>

F-43

**CELANESE CORPORATION AND SUBSIDIARIES
NOTES TO CONSOLIDATED FINANCIAL STATEMENTS**

	Pension Benefits		
	Successor	Predecessor	
	As of December 31, 2004	As of March 31, 2004	As of December 31, 2003
	(in \$ millions)		
Change in plan assets			
Fair value of plan assets at beginning of period	1,995	1,929	1,574
Actual return on plan assets	171	73	343
Company contributions	434	39	154
Participant contributions	1	—	1
Settlements	(2)	(1)	(1)
Benefits paid	(136)	(44)	(170)
Change in measurement dates	—	—	2

Foreign currency exchange rate changes	23	(1)	26
Fair value of plan assets at end of period	2,486	1,995	1,929
Funded status and net amounts recognized			
Plan assets in excess of (less than) benefit obligation	(636)		(879)
Unrecognized prior service cost	—		39
Unrecognized actuarial loss	153		830
Unrecognized net transition obligation	1		—
Net amount recognized in the consolidated balance sheets	(482)		(10)
Amounts recognized in the accompanying consolidated balance sheets consist of:			
Accrued benefit liability	(504)		(739)
Intangible asset ⁽¹⁾	—		39
Additional minimum liability ⁽²⁾	22		690
Net amount recognized in the consolidated balance sheets	(482)		(10)

⁽¹⁾ Amount is classified as other assets in the consolidated balance sheets.

⁽²⁾ Amount shown net of tax in the consolidated statements of shareholders' equity (deficit).

F-44

**CELANESE CORPORATION AND SUBSIDIARIES
NOTES TO CONSOLIDATED FINANCIAL STATEMENTS**

	Pension Benefits		
	Successor	Predecessor	
	As of December 31, 2004	As of March 31, 2004	As of December 31, 2003
Weighted-average assumptions used to determine benefit obligations			
Discount rate:			
U.S. plans	5.88%	6.25%	6.25%
International plans	5.50%	6.00%	5.70%
Combined	5.85%	6.20%	6.20%
Rate of compensation increase:			
U.S. plans	4.00%	4.00%	4.00%
International plans	3.25%	3.25%	3.25%
Combined	3.80%	3.80%	3.80%

	Postretirement Benefits		
	Successor	Predecessor	
	As of December 31, 2004	As of March 31, 2004	As of December 31, 2003
	(in \$ millions)		
Change in projected benefit obligation			
Projected benefit obligation at beginning of period	417	424	487
Service cost	2	1	2
Interest cost	19	6	27
Participant contributions	10	3	11
Plan amendments	—	—	(67)
Actuarial losses (gains)	15	(9)	16
Acquisitions	1	—	—
Curtailments	—	(1)	—
Benefits paid	(45)	(6)	(55)
Foreign currency exchange rate changes	2	(1)	3
Projected benefit obligation at end of period	<u>421</u>	<u>417</u>	<u>424</u>

F-45

CELANESE CORPORATION AND SUBSIDIARIES
NOTES TO CONSOLIDATED FINANCIAL STATEMENTS

	Postretirement Benefits		
	Successor	Predecessor	
	As of December 31, 2004	As of March 31, 2004	As of December 31, 2003
	(in \$ millions)		
Change in plan assets			
Fair value of plan assets at beginning of period	—	—	—
Actual return on plan assets	—	—	—
Company contributions	35	3	44
Participant contributions	10	3	11
Acquisitions	—	—	—
Divestitures	—	—	—
Settlements	—	—	—
Benefits paid	(45)	(6)	(55)
Change in measurement dates	—	—	—
Foreign currency exchange rate changes	—	—	—
Fair value of plan assets at end of period	<u>—</u>	<u>—</u>	<u>—</u>
Funded status and net amounts recognized			
Plan assets in excess of (less than) benefit obligation	(421)		(424)
Unrecognized prior service (benefit)	—		(71)
Unrecognized actuarial loss	<u>15</u>		<u>175</u>

Net amount recognized in the consolidated balance sheets	(406)	(320)
--	-------	-------

F-46

**CELANESE CORPORATION AND SUBSIDIARIES
NOTES TO CONSOLIDATED FINANCIAL STATEMENTS**

	Postretirement Benefits		
	Successor	Predecessor	
	As of December 31, 2004	As of March 31, 2004	As of December 31, 2003
Weighted-average assumptions used to determine benefit obligations			
Discount rate:			
U.S. plans	5.88%	6.25%	6.25%
International plans	5.68%	6.00%	6.00%
Combined	5.86%	6.24%	6.25%

The projected benefit obligation, accumulated benefit obligation, and fair value of plan assets for all defined benefit pension plans with accumulated benefit obligations in excess of plan assets at the end of 2004 and 2003 were as follows:

	Successor	Predecessor
	As of December 31, 2004	As of December 31, 2003
	(in \$ millions)	
Projected benefit obligation	3,102	2,790
Accumulated benefit obligation	2,948	2,655
Fair value of plan assets	2,466	1,910

The accumulated benefit obligation for all defined benefit pension plans was \$2,964 million and \$2,670 million at December 31, 2004 and December 31, 2003, respectively.

The Company uses a measurement date of December 31 for its pension and other postretirement benefit plans.

In 2003, Celanese AG changed the actuarial valuation measurement date for its Canadian pension and other postretirement benefit plans from September 30 to December 31. The net effect of this change is not material.

In 2002, Celanese AG changed the actuarial valuation measurement date for its U.S. pension and other postretirement benefit plans from September 30 to December 31. Celanese AG believed this method was preferable because a calendar year reporting brought the valuation date in line with its fiscal year-end reporting allowing for a more current measurement of the related actuarial components. Celanese AG accounted for this as a change in accounting principle, which resulted in a cumulative effect adjustment in 2002. As a result, income of \$9 million, net of income taxes of \$5 million, was recorded to cumulative effect of changes in accounting principles in the consolidated statement of operations. In addition, this change reduced total 2002 pension and postretirement benefit expense cost by approximately \$14 million.

CELANESE CORPORATION AND SUBSIDIARIES
NOTES TO CONSOLIDATED FINANCIAL STATEMENTS

Components of net periodic benefit cost	Pension Benefits			
	Successor	Predecessor		
	Nine Months Ended December 31, 2004	Three Months Ended March 31, 2004	Year Ended December 31, 2003	Year Ended December 31, 2002
	(in \$ millions)			
Service cost	30	9	36	33
Interest cost	131	40	171	166
Expected return on plan assets	(131)	(40)	(175)	(168)
Amortization of prior service cost	—	1	8	8
Recognized actuarial loss	2	6	16	3
Amortization of the unamortized obligation	—	—	(1)	(2)
Curtailement loss (gain)	—	—	—	(1)
Settlement loss	4	—	1	2
Special termination charge	3	—	—	—
Change in measurement dates	—	—	(1)	(14)
Net periodic benefit cost	<u>39</u>	<u>16</u>	<u>55</u>	<u>27</u>

Weighted-average assumptions used to determine net cost	Pension Benefits			
	Successor	Predecessor		
	Nine Months Ended December 31, 2004	Three Months Ended March 31, 2004	Year Ended December 31, 2003	Year Ended December 31, 2002
	(in \$ millions)			
Discount rate:				
U.S. plans	6.25%	6.25%	6.75%	7.25%
International plans	6.00%	5.70%	6.30%	6.90%
Combined	6.20%	6.20%	6.70%	7.20%
Expected return on plan assets:				
U.S. plans	8.50%	8.50%	9.00%	9.00%
International plans	7.35%	7.35%	7.10%	7.60%
Combined	8.40%	8.40%	8.85%	8.90%
Rate of compensation increase:				
U.S. plans	4.00%	4.00%	4.00%	3.40%
International plans	3.25%	3.25%	3.30%	3.30%
Combined	3.80%	3.80%	3.80%	3.40%

On January 1, 2004 and April 1, 2004, the Company's health care cost trend assumption for U.S. postretirement medical plan's net periodic benefit cost was 11% per year grading down 1% per year to an ultimate rate of 5%.

Components of net periodic benefit cost	Postretirement Benefits			
	Successor	Predecessor		
	Nine Months Ended December 31, 2004	Three Months Ended March 31, 2004	Year Ended December 31, 2003	Year Ended December 31, 2002
	(in \$ millions)			
Service cost	2	1	2	3
Interest cost	19	6	27	29
Amortization of prior service cost	(1)	(1)	(3)	(1)
Recognized actuarial loss	1	2	8	7
Change in measurement dates	—	—	1	1
Net periodic benefit cost	<u>21</u>	<u>8</u>	<u>35</u>	<u>39</u>

F-48

**CELANESE CORPORATION AND SUBSIDIARIES
NOTES TO CONSOLIDATED FINANCIAL STATEMENTS**

Weighted-average assumptions used to determine net cost	Postretirement Benefits			
	Successor	Predecessor		
	Nine Months Ended December 31, 2004	Three Months Ended March 31, 2004	Year Ended December 31, 2003	Year Ended December 31, 2002
Discount rate:				
U.S. plans	6.25%	6.25%	6.75%	7.25%
International plans	6.00%	6.00%	6.50%	7.10%
Combined	6.25%	6.25%	6.75%	7.25%

Included in the pension obligations above are accrued liabilities relating to supplemental retirement plans for certain employees amounting to \$238 million and \$212 million as of December 31, 2004 and December 31, 2003, respectively. Pension expense relating to these plans included in net periodic benefit cost totaled \$11 million, \$5 million, \$18 million and \$20 million for the nine months ended December 31, 2004, the three months ended March 31, 2004 and for the years ended December 31, 2003 and 2002, respectively. To fund these obligations, non-qualified trusts were established, included within other non-current assets, which had market values of \$127 million and \$130 million at December 31, 2004 and December 31, 2003, respectively, and recognized income (loss) of \$6 million, \$(1) million and \$3 million for the nine months ended December 31, 2004, the three months ended March 31, 2004 and the year ended December 31, 2003, respectively. There was no income recorded in 2002 related to these trusts. In 2003, the Predecessor contributed \$18 million to these trusts from proceeds received from the demutualization of an insurance company. The gain associated with these proceeds was included within interest and other income, net, in the consolidated statement of operations.

The asset allocation for the qualified U.S. defined benefit pension plan as of December 31, 2004 and 2003, respectively, and the target allocation ranges for 2005 by asset category is presented below. The fair value of plan assets for this plan was \$2,199 million and \$1,783 million as of December 31, 2004 and 2003, respectively. These asset amounts represent approximately 88% of the total pension assets at December 31, 2004 and 93% at December 31, 2003. The expected long-term rate of return on these assets was 8.5% at December 30, 2004 and 9.0% at December 31, 2003.

Plan assets did not include any investment in Celanese AG or Celanese Corporation common shares during the periods presented.

Asset Category – US	Target Allocation	Percentage of Plan Assets at December 31,	
	2005	2004	2003
Equity securities	55 - 80%	73%	74%
Debt securities	20 - 30%	22%	25%
Real estate	0 - 5%	0%	0%
Other	0 - 5%	5%	1%
Total		100%	100%

The asset allocation for the primary Canadian defined benefit pension plan as of December 31, 2004 and 2003, respectively, and the target allocation ranges for 2005 by asset category is presented below. The fair value of plan assets for this plan was \$135 million and \$116 million as of December 31, 2004 and 2003, respectively. These asset amounts represent approximately 5% of the total pension assets at December 31, 2004 and 6% of the total pension assets at December 31, 2003. The expected long-term rate of return on these plan assets was 7.5% at December 31, 2004 and 2003, respectively.

F-49

CELANESE CORPORATION AND SUBSIDIARIES
NOTES TO CONSOLIDATED FINANCIAL STATEMENTS

Asset Category – Canada	Target Allocation	Percentage of Plan Assets at December 31,	
	2005	2004	2003
Equity securities	55 - 75%	62%	64%
Debt securities	25 - 45%	30%	30%
Real estate	0 - 5%	3%	3%
Other	0 - 1%	5%	3%
Total		100%	100%

The Company's other post-retirement benefit plans are unfunded.

The financial objectives of the qualified U.S. and Canadian pension plans are established in conjunction with a comprehensive review of each plan's liability structure. Asset allocation policy is based on detailed asset/liability analysis. In developing investment policy and financial goals, consideration is given to the plan's demographics, the returns and risks associated with alternative investment strategies, and the current and projected cash, expense and funding ratios of the plan. A formal asset/liability mix study of the plan is undertaken every 3 to 5 years or whenever there has been a material change in plan demographics, benefit structure or funding status and investment market. The Company has adopted a long-term investment horizon such that the risk and duration of investment losses are weighed against the long-term potential for appreciation of assets. Although there cannot be complete assurance that these objectives will be realized, it is believed that the likelihood for their realization is reasonably high, based upon the asset allocation chosen and the historical and expected performance of the asset classes utilized by the plans. The intent is for investments to be broadly diversified across asset classes, investment styles, investment managers, developed and emerging markets, business sectors and securities in order to moderate portfolio volatility and risk. Investments may be in separate accounts, commingled trusts, mutual funds and other pooled asset portfolios provided they all conform to fiduciary standards.

External investment managers are hired to manage the pension assets. An investment consultant assists with the screening process for each new manager hired. Over the long-term, the investment portfolio is expected to

earn returns that exceed a composite of market indices that are weighted to match each plan's target asset allocation. Long-term is considered three (3) to five (5) years; however, incidences of underperformance are analyzed. The portfolio return should also (over the long-term) meet or exceed the return used for actuarial calculations in order to minimize future pension contributions and escalation in pension expense.

The expected rate of return assumptions for plan assets are based mainly on historical performance achieved over a long period of time (15 to 20 years) encompassing many business and economic cycles. Adjustments, upward and downward, may be made to those historical returns to reflect future capital market expectations; these expectations are typically derived from expert advice from the investment community and surveys of peer company assumptions.

As a result of the \$105 million contribution made to the German plans for the year ended December 31, 2004, the four largest German plans, for the first time, have pension plan assets. The asset allocation for the German defined benefit pension plans as of December 31, 2004, and the target allocation ranges for 2005 by asset category are presented below. The fair value of plan assets for these plans was \$118 million as of December 31, 2004. These asset amounts represent approximately 5% of the Company's total pension assets at December 31, 2004. The expected long-term rate of return on these assets was 5.25% at December 31, 2004.

F-50

CELANESE CORPORATION AND SUBSIDIARIES
NOTES TO CONSOLIDATED FINANCIAL STATEMENTS

Asset Category – Germany	Target Allocation	Percentage of Plan Assets at December 31,	
	2005	2004	2003
Equity securities	20 - 40%	31%	n/a
Debt securities	60 - 80%	69%	n/a
Real estate	0%	0%	n/a
Other	0%	0%	n/a
Total		100%	

Plan assets did not include any investment in Celanese AG or the Company's common shares during the periods presented.

External investment managers have been hired to manage the German pension assets. For the equity securities portion, the goal is to approximate the development of the Euro Stoxx 50 Total Return performance using a passive equity mandate. For the debt security portion, a benchmark oriented active fixed income mandate that is oriented towards the Lehman Euro Aggregate Bond Index is used.

To limit the market price risk of the invested funds it was decided to invest the majority of the funds into fixed income instruments. The remaining portion of the funds were invested into equity instruments to benefit from a potentially higher equity performance compared with the current performance of fixed income instruments.

Beginning October 1, 2004, two different fund managers, one for equity and one for fixed income, began investing in the equity and fixed income fund. By the end of October 2004 both funds were completely invested. Moderate lower interest rates as well as rising equity markets provided a positive performance in the fourth quarter of 2004 for both funds.

The funds are designated and managed in a way that the assets invested provide a Euro based performance to meet the pension requirements of German entities which are predominantly in Euro. This ensures that additional risks from currency fluctuations are kept at a low level.

The expected rate of return assumptions for plan assets are based mainly on historical performance achieved over a long period of time (15 to 20 years) encompassing many business and economic cycles. Adjustments, upward and downward, may be made to those historical returns to reflect future capital market expectations;

these expectations are typically derived from expert advice from the investment community and surveys of peer company assumptions.

The table below reflects the pension benefits expected to be paid from the plan or from the Company's assets. The postretirement benefits represent both the Company's share of the benefit cost and the participants' share of the cost, which is funded by participant contributions to the plan. Expected contributions reflect amounts expected to be contributed to funded plans.

	<u>Pension Benefits</u>	<u>Postretirement Benefits</u>
	(in \$ millions)	
Employer Contributions		
2005 (projected)	7	n/a
Expected Benefit Payments		
2005	180	47
2006	177	43
2007	178	41
2008	180	40
2009	184	38
2010-2014	1,013	166

F-51

CELANESE CORPORATION AND SUBSIDIARIES
NOTES TO CONSOLIDATED FINANCIAL STATEMENTS

Assumed health care cost trend rates have a significant effect on the amounts reported for the health care plans. A one-percentage-point change in assumed health care cost trend rates would have the following effects:

	<u>One Percent Increase</u>	<u>One Percent Decrease</u>
	(in \$ millions)	
Effect on postretirement obligation	2	(2)

The effect of a one percent increase or decrease in the assumed health care cost trend rate would have less than a \$1 million impact on service and interest cost.

The following table represents additional benefit liabilities and other similar obligations:

	<u>Successor As of December 31, 2004</u>	<u>Predecessor As of December 31, 2003</u>
	(in \$ millions)	
Other Obligations		
Long-term disability	71	79
Other	19	27
Total	<u>90</u>	<u>106</u>

18. *Mandatorily Redeemable Preferred Stock*

In April 2004, the Company issued 200,000 shares of Series A Cumulative Exchangeable Preferred Shares due 2016 for gross proceeds of \$200 million, exclusive of \$18 million of fees. These non-voting preferred shares had an initial liquidation preference of \$1,000 per share and a dividend rate of 13%. As these preferred shares were mandatorily redeemable, they were recorded as a liability on the consolidated balance sheet, and the Company recorded associated interest expense of \$6 million for the nine months ended December 31, 2004. These preferred shares were redeemed on July 1, 2004 for \$227 million, which included \$6 million in accrued interest and a redemption premium of \$21 million. Accordingly, the Company expensed \$18 million of unamortized deferred financing costs and the redemption premium of \$21 million, both of which are included within interest expense in the nine months ended December 31, 2004.

19. *Environmental*

General – The Company is subject to environmental laws and regulations worldwide which impose limitations on the discharge of pollutants into the air and water and establish standards for the treatment, storage and disposal of solid and hazardous wastes. The Company believes that it is in substantial compliance with all applicable environmental laws and regulations. The Company is also subject to retained environmental obligations specified in various contractual agreements arising from divestiture of certain businesses by the Company or one of its predecessor companies.

For the nine months ended December 31, 2004, the Successor's worldwide expenditures, including expenditures for legal compliance, internal environmental initiatives and remediation of active, orphan, divested and U.S. Superfund sites were \$66 million. The Predecessor's worldwide expenditures for the three months ended March 31, 2004 and the years ended December 31, 2003 and 2002 were \$22 million, \$80 million and \$83 million, respectively. The Successor's capital project related environmental expenditures for the nine months ended December 31, 2004, and the Predecessor's for the three months ended March 31, 2004 and the years ended December 31, 2003 and 2002, included in worldwide expenditures, were \$6 million, \$2 million, \$10 million and \$4 million, respectively. Environmental reserves for remediation matters were \$143 million and \$159 million as of December 31, 2004 and 2003, respectively. As of December 31, 2004, the estimated range for remediation costs is between \$100 million and \$143 million, with the best estimate being \$143 million.

F-52

CELANESE CORPORATION AND SUBSIDIARIES NOTES TO CONSOLIDATED FINANCIAL STATEMENTS

Remediation – Due to its industrial history and through retained contractual and legal obligations, the Company has the obligation to remediate specific areas on its own sites as well as on divested, orphan or U.S. Superfund sites. In addition, as part of the demerger agreement between the Predecessor and Hoechst, a specified portion of the responsibility for environmental liabilities from a number of Hoechst divestitures was transferred to the Predecessor. The Company provides for such obligations when the event of loss is probable and reasonably estimable.

For the nine months ended December 31, 2004, the three months ended March 31, 2004 and the years ended December 31, 2003 and 2002, the total remediation efforts charged to earnings before tax were \$3 million, \$0 million, \$0 million and \$7 million, respectively. These charges were offset by reversals of previously established environmental reserves due to favorable trends in estimates at unrelated sites of \$2 million, \$2 million, \$6 million and \$15 million during the nine months ended December 31, 2004, the three months ended March 31, 2004, and the years ended December 31, 2003 and 2002, respectively. Management believes that environmental remediation costs will not have a material adverse effect on the financial position of the Company, but may have a material adverse effect on the results of operations or cash flows in any given accounting period.

The Company did not record any insurance recoveries related to these matters for the reported periods. There are no receivables for recoveries as of December 31, 2004 and 2003.

German InfraSerts – On January 1, 1997, coinciding with a reorganization of the Hoechst businesses in Germany, real estate service companies ("InfraSerts") were created to own directly the land and property and to provide various technical and administrative services at each of the manufacturing locations. The Company has manufacturing operations at three InfraServ locations in Germany: Oberhausen, Frankfurt am Main-Hoechst and

Kelsterbach, and holds interests in the companies which own and operate the former Hoechst sites in Gendorf, Knapsack and Wiesbaden.

InfraSerts are liable for any residual contamination and other pollution because they own the real estate on which the individual facilities operate. In addition, Hoechst, as the responsible party under German public law, is liable to third parties for all environmental damage that occurred while it was still the owner of the plants and real estate. The contribution agreements entered into in 1997 between Hoechst and the respective operating companies, as part of the divestiture of these companies, provide that the operating companies will indemnify Hoechst against environmental liabilities resulting from the transferred businesses. Additionally, the InfraSerts have agreed to indemnify Hoechst against any environmental liability arising out of or in connection with environmental pollution of any site. Likewise, in certain circumstances the Company could be responsible for the elimination of residual contamination on a few sites that were not transferred to InfraServ companies, in which case Hoechst must reimburse the Company for two-thirds of any costs so incurred.

The InfraServ partnership agreements provide that, as between the partners, each partner is responsible for any contamination caused predominantly by such partner. Any liability, which cannot be attributed to an InfraServ partner and for which no third party is responsible, is required to be borne by the InfraServ Partnership. In view of this potential obligation to eliminate residual contamination, the InfraSerts, primarily relating to equity and cost affiliates which are not consolidated by the Company, have reserves of \$81 million and \$72 million as of December 31, 2004 and December 31, 2003, respectively.

If an InfraServ partner defaults on its respective indemnification obligations to eliminate residual contamination, the owners of the remaining participation in the InfraServ companies have agreed to fund such liabilities, subject to a number of limitations. To the extent that any liabilities are not satisfied by either the InfraSerts or their owners, these liabilities are to be borne by the Company in accordance with the demerger agreement. However, Hoechst will reimburse the Company for two-thirds of any such costs. Likewise, in certain circumstances the Company could be responsible for the elimination of residual contamination on several sites that were not transferred to InfraServ companies, in which case Hoechst must also reimburse the Company for two-thirds of any costs so incurred. The German InfraSerts are owned partially by the Company, as noted below, and the remaining ownership is held by various other

F-53

**CELANESE CORPORATION AND SUBSIDIARIES
NOTES TO CONSOLIDATED FINANCIAL STATEMENTS**

companies. The Company's ownership interest and environmental liability participation percentages for such liabilities which cannot be attributed to an InfraServ partner were as follows as of December 31, 2004:

Company	Ownership %	Liability %
InfraServ GmbH & Co. Gendorf KG	39.0%	10.0%
InfraServ GmbH & Co. Oberhausen KG	84.0%	75.0%
InfraServ GmbH & Co. Knapsack KG	27.0%	22.0%
InfraServ GmbH & Co. Kelsterbach KG	100.0%	100.0%
InfraServ GmbH & Co. Höchst KG	31.2%	40.0%
InfraServ GmbH & Co. Wiesbaden KG	17.9%	0.0%
InfraServ Verwaltungs GmbH	100.0%	0.0%

U.S. Superfund Sites – In the U.S., the Company may be subject to substantial claims brought by U.S. Federal or state regulatory agencies or private individuals pursuant to statutory authority or common law. In particular, the Company has a potential liability under the U.S. Federal Comprehensive Environmental Response, Compensation and Liability Act of 1980, as amended, and related state laws (collectively referred to as "Superfund") for investigation and cleanup costs at approximately 50 sites. At most of these sites, numerous companies, including certain companies comprising the Company, or one of its predecessor companies, have

been notified that the Environmental Protection Agency, state governing bodies or private individuals consider such companies to be potentially responsible parties ("PRP") under Superfund or related laws. The proceedings relating to these sites are in various stages. The cleanup process has not been completed at most sites and the status of the insurance coverage for most of these proceedings is uncertain. Consequently, the Company cannot determine accurately its ultimate liability for investigation or cleanup costs at these sites. As of December 31, 2004 and 2003, the Successor and the Predecessor had provisions totaling \$14 million and \$12 million, respectively, for U.S. Superfund sites and utilized \$2 million, less than \$1 million, \$1 million and \$1 million of these reserves during the nine months ended December 31, 2004, the three months ended March 31, 2004 and the years ended December 31, 2003 and 2002. There were no significant additional provisions recorded during the nine months ended December 31, 2004, the three months ended March 31, 2004, and the years ended December 31, 2003 and 2002.

As events progress at each site for which it has been named a PRP, the Company accrues, as appropriate, a liability for site cleanup. Such liabilities include all costs that are probable and can be reasonably estimated. In establishing these liabilities, the Company considers its shipment of waste to a site, its percentage of total waste shipped to the site, the types of wastes involved, the conclusions of any studies, the magnitude of any remedial actions that may be necessary and the number and viability of other PRPs. Often the Company will join with other PRPs to sign joint defense agreements that will settle, among PRPs, each party's percentage allocation of costs at the site. Although the ultimate liability may differ from the estimate, the Company routinely reviews the liabilities and revises the estimate, as appropriate, based on the most current information available.

Hoechst Liabilities – In connection with the Hoechst demerger, Celanese AG agreed to indemnify Hoechst for the first €250 million (approximately \$340 million) of future remediation liabilities for environmental damages arising from 19 specified divested Hoechst entities. As of December 31, 2004 and 2003, reserves of \$46 million and \$53 million, respectively, for these matters are included as a component of the total environmental reserves. Celanese AG and its legal successors, have made total payments through the years ended December 31, 2004 and 2003 of \$38 million and \$35 million, respectively. If such future liabilities exceed €250 million (approximately \$340 million), Hoechst will bear such excess up to an additional €500 million (approximately \$680 million). Thereafter, the Company will bear one-third and Hoechst will bear two-thirds of any further environmental remediation liabilities. Where the Company is unable to reasonably determine the probability of loss or estimate such loss under this indemnification, the Company has not recognized any liabilities relative to this indemnification.

F-54

CELANESE CORPORATION AND SUBSIDIARIES
NOTES TO CONSOLIDATED FINANCIAL STATEMENTS

20. Shareholders' Equity (Deficit)

Number of Shares Authorized and Issued

See table below for share activity:

	<u>Common Stock</u> (authorized and issued)	<u>Common Stock</u> (outstanding)	<u>Authorized Common Stock</u> (authorized, not issued)	<u>Treasury Stock</u>
Predecessor	(in whole shares)			
As of December 31, 2001	55,915,369	50,334,891	—	5,580,478
Retirement of treasury shares	(1,125,000)	—	—	(1,125,000)
Shares repurchased into treasury	—	(284,798)	—	284,798
Shares issued to Celanese AG Supervisory Board from treasury	—	8,383	—	(8,383)
Authorized capital increases pursuant to stock option plan	—	—	1,250,000	—

As of December 31, 2002	54,790,369	50,058,476	1,250,000	4,731,893
Shares repurchased into treasury	—	(749,848)	—	749,848
Shares issued to Celanese AG Supervisory Board from treasury	—	12,840	—	(12,840)
Authorized capital increases pursuant to stock option plan	—	—	1,250,000	—
As of December 31, 2003	54,790,369	49,321,468	2,500,000	5,468,901
As of March 31, 2004	54,790,369	49,321,468	2,500,000	5,468,901
Successor				
Shares issued upon formation of the Company and as of December 31, 2004	99,377,884	99,377,884	400,623,115	—

On December 31, 2004, the capital structure of the Company consisted of 650,494 shares of Series B common stock, par value \$0.01 per share. In January 2005, the Company amended its certificate of incorporation and increased its authorized common stock to 500,000,000 shares and the Company effected a 152.772947 for 1 stock split for the outstanding shares of the Series B common stock. Accordingly, all Successor share information is effected for such stock split.

Additional Paid-in Capital

Predecessor

In 2002, the Predecessor retired 1,125,000 shares held in treasury, which resulted in a \$3 million reduction of common stock, a \$22 million reduction in additional paid-in capital and a \$25 million reduction in treasury stock.

In connection with the demerger and pursuant to the Demerger Agreement executed and delivered by the Predecessor and Hoechst, the Predecessor assumed all of the assets and liabilities of Hoechst's basic chemicals, acetate, technical polymer and certain other industrial businesses as well as certain contractual rights and obligations related to other current and former Hoechst businesses. For the nine

F-55

CELANESE CORPORATION AND SUBSIDIARIES NOTES TO CONSOLIDATED FINANCIAL STATEMENTS

months ended December 31, 2004, the Successor recorded a \$3 million increase to additional paid-in capital related to recoveries due from Hoechst for the antitrust matters in the sorbates industry. During 2003, the Predecessor recorded a \$44 million increase to additional paid-in capital related to recoveries due from Hoechst for the antitrust matters in the sorbates industry (See Note 27). During 2002, the Predecessor recorded a \$7 million increase to additional paid-in capital.

During 2003 and 2002, the Predecessor granted stock options totaling 0.1 million and 1.1 million, respectively, and, in accordance with SFAS No. 123, expensed the fair value of these options. As a result, additional paid-in capital increased by \$1 million during the three months ended March 31, 2004, \$5 million in 2003 and \$3 million in 2002 to reflect the amortization of the fair value of the stock options (See Note 23).

Accumulated Other Comprehensive Income (Loss)

Comprehensive income (loss), which is displayed in the consolidated statement of shareholders' equity (deficit), represents net earnings (loss) plus the results of certain shareholders' equity (deficit) changes not reflected in the consolidated statements of operations. Such items include unrealized gains/losses on marketable securities, foreign currency translation, additional minimum pension liabilities and unrealized gains/losses on derivative contracts.

The after-tax components of accumulated other comprehensive income (loss) are as follows:

	Unrealized Gain (Loss) on Marketable Securities	Foreign Currency Translation	Additional Minimum Pension Liability	Unrealized Gain/ (Loss) on Derivative Contracts	Accumulated Other Comprehensive Income/ (Loss)
(in \$ millions)					
Predecessor					
Balance at December 31, 2001	3	(256)	(240)	(4)	(497)
Current-period change	3	192	(220)	(5)	(30)
Balance at December 31, 2002	6	(64)	(460)	(9)	(527)
Current-period change	4	307	12	6	329
Balance at December 31, 2003	10	243	(448)	(3)	(198)
Current-period change	7	(46)	—	—	(39)
Balance at March 31, 2004	17	197	(448)	(3)	(237)
Successor					
Current-period change	(7)	7	(19)	2	(17)
Balance at December 31, 2004	(7)	7	(19)	2	(17)

Dividends

Successor

In September 2004, the Company issued senior discount notes for gross proceeds of \$513 million and distributed \$500 million of the proceeds to the Original Stockholder in the form of a dividend.

On March 8, 2005, the Company declared a special \$804 million cash dividend and a 7,500,000 Series A common stock dividend to the Series B common stock shareholders, which is expected to be paid on April 7, 2005. The dividends will substantially reduce the equity received from the initial public offering (See Note 3). Upon payment of the \$804 million dividend, the shares of the Series B common stock convert automatically to shares of Series A common stock.

CELANESE CORPORATION AND SUBSIDIARIES NOTES TO CONSOLIDATED FINANCIAL STATEMENTS

21. Special Charges

Special charges include provisions for restructuring and other expenses and income incurred outside the normal ongoing course of operations. Restructuring provisions represent costs related to severance and other benefit programs related to major activities undertaken to fundamentally redesign the business operations, as well as costs incurred in connection with decisions to exit non-strategic businesses. These measures are based on formal management decisions, establishment of agreements with employees' representatives or individual agreements with affected employees, as well as the public announcement of the restructuring plan. The related reserves reflect certain estimates, including those pertaining to separation costs, settlements of contractual obligations and other closure costs. The Company reassesses the reserve requirements to complete each individual plan under existing restructuring programs at the end of each reporting period. Actual experience may be different from these estimates.

The components of special charges for the nine months ended December 31, 2004, the three months ended

March 31, 2004 and for the years ended December 31, 2003 and 2002 were as follows:

	Successor	Predecessor		
	Nine Months Ended December 31, 2004	Three Months Ended March 31, 2004	Year Ended December 31, 2003	Year Ended December 31, 2002
(in \$ millions)				
Employee termination benefits	(8)	(2)	(18)	(8)
Plant/office closures	(52)	—	(7)	(6)
Restructuring adjustments	3	—	6	10
Total Restructuring	(57)	(2)	(19)	(4)
Sorbates antitrust matters	—	—	(95)	—
Plumbing actions	1	—	107	—
Asset impairments	(34)	—	—	—
Other	(1)	(26)	2	9
Total Special Charges	(91)	(28)	(5)	5

The components of the December 31, 2004, March 31, 2004 and the December 31, 2003 restructuring reserves were as follows:

F-57

CELANESE CORPORATION AND SUBSIDIARIES
NOTES TO CONSOLIDATED FINANCIAL STATEMENTS

	Employee Termination Benefits	Plant/Office Closures	Total
	(in \$ millions)		
Predecessor			
Restructuring reserve at December 31, 2002	39	29	68
Restructuring additions	18	7	25
Cash and noncash uses	(32)	(13)	(45)
Other changes	—	(6)	(6)
Currency translation adjustments	3	4	7
Restructuring reserve at December 31, 2003	28	21	49
Restructuring additions	2	—	2
Cash and noncash uses	(5)	(2)	(7)
Other changes	—	—	—
Currency translation adjustments	—	—	—
Restructuring reserve at March 31, 2004	25	19	44
Successor			
Restructuring reserve at April 1, 2004	25	19	44
Purchase accounting adjustments	51	—	51
Restructuring additions	8	52	60

Cash and noncash uses	(14)	(56)	(70)
Other changes	—	(3)	(3)
Currency translation adjustments	2	2	4
Restructuring reserve at December 31, 2004	<u>72</u>	<u>14</u>	<u>86</u>

Successor

Included in the above restructuring reserve of \$86 million at December 31, 2004 are \$18 million of long-term reserves included in Other liabilities.

For the nine months ended December 31, 2004, the Successor recorded expense of \$91 million in special charges, which consisted of \$60 million of restructuring charges and \$34 million from other special charges. The \$60 million of additions to the restructuring reserve included employee severance costs of \$8 million and plant and office closure costs of \$52 million. Within other special charges there were \$34 million of expenses, of which \$32 million related to a non-cash impairment charge based on the Company's decision to sell its COC business within the Ticona Technical Polymers segment, and \$2 million related to an asset impairment of a chemical unit in Canada.

In October 2004, the Company announced plans to consolidate its tow production to fewer sites by 2007 and to discontinue the production of acetate filament by mid-2005. In the third quarter of 2004, the Company recorded restructuring charges of \$50 million related to asset impairment of the Company's acetate business. The restructuring is being implemented to increase efficiency, reduce overcapacity and to focus on products and markets that provide long-term value.

During the nine months ended December 31, 2004, the Company continued with its redesign initiatives. The Chemical Products segment recorded approximately \$4 million of severance and organizational redesign costs, which included approximately \$2 million related to the shutdown of an obsolete synthesis gas unit in Germany. Ticona recorded approximately \$6 million similarly for severance, relocation and employee related expenses, primarily associated with management's initiative to relocate the segment's administrative and research and development functions from Summit, New Jersey to Florence, Kentucky.

F-58

CELANESE CORPORATION AND SUBSIDIARIES NOTES TO CONSOLIDATED FINANCIAL STATEMENTS

In connection with the Acquisition, at the Acquisition Date, the Company began formulating a plan to exit or restructure certain activities. The Company has not completed this analysis, but has recorded initial purchase accounting liabilities of \$60 million, \$51 million of which is included in the table above, with the remaining \$9 million recorded in other current liabilities. These liabilities are primarily for employee severance and related costs in connection with the preliminary plan as well as approving the continuation of all existing Predecessor restructuring and exit plans. As the Company finalizes its plans to exit or restructure activities, it may record additional liabilities, for among other things, severance and severance related costs and such amounts could be significant.

Predecessor

Included in the above restructuring reserve of \$49 million as of December 31, 2003, is \$9 million of long-term reserves included in other liabilities.

For the three months ended March 31, 2004, the Predecessor recorded \$28 million in special charges, comprised primarily of expenses for advisory services related to the Acquisition.

In 2003, the Predecessor recorded expense of \$5 million in special charges, which consisted of \$25 million of restructuring charges, \$6 million of income from favorable adjustments to restructuring reserves that were recorded previously and \$14 million of income from other special charges. The \$25 million of additions to the restructuring reserve included employee severance costs of \$18 million and plant and office closure costs of \$7 million. Within other special charges there was income of \$107 million related to insurance recoveries associated with the plumbing cases, partially offset by \$95 million of expenses for antitrust matters in the sorbates industry,

primarily related to a decision by the European Commission.

In 2003, the Chemical Products segment recorded employee severance charges of \$4 million, which primarily related to the shutdown of an obsolete synthesis gas unit in Germany.

In 2003, Ticona commenced the redesign of its operations. These plans included a decision to sell the Summit, New Jersey site and to relocate administrative and research and development activities to the existing Ticona site in Florence, Kentucky in 2004. As a result of this decision, the Predecessor recorded termination benefit expense of \$5 million in 2003. In addition to the relocation in the United States, Ticona has streamlined its operations in Germany, primarily through offering employees early retirement benefits under an existing employee benefit arrangement. As a result of this arrangement, Ticona recorded a charge of \$7 million in 2003.

Also in 2003, based on a 2002 restructuring initiative to concentrate its European manufacturing operations in Germany, Ticona ceased its manufacturing operations in Telford, United Kingdom. This resulted in contract termination costs and asset impairments totaling \$7 million and employee severance costs of \$1 million in 2003. Through December 31, 2003, the total costs of the Telford shutdown through 2003 were \$12 million.

The \$6 million of income from favorable adjustments of previously recorded restructuring reserves consisted of a \$1 million adjustment to the 2002 reserves, a \$4 million adjustment to the 2001 reserves and a \$1 million adjustment to the 1999 reserves. The adjustment to the 2002 reserve related to lower than expected costs related to the demolition of the GUR Bayport facility. The adjustment to the 2001 reserve was primarily due to the lower than expected decommissioning costs of the Mexican production facility. The adjustment to the 1999 reserve was due to lower than expected payments related to the closure of a former administrative facility in the United States.

In 2002, the Predecessor recorded income from special charges of \$5 million, which consisted of \$14 million of restructuring charges, \$10 million of income from favorable adjustments to previously recorded restructuring reserves, \$1 million of income from reimbursements from third party site partners related to prior year initiatives, and \$8 million of income from other special charges. The \$14 million of restructuring charges included employee severance costs of \$8 million and plant and office closure costs of \$6 million.

F-59

CELANESE CORPORATION AND SUBSIDIARIES

NOTES TO CONSOLIDATED FINANCIAL STATEMENTS

Project Focus, initiated in early 2001, set goals to reduce trade working capital, limit capital expenditures and improve earnings before interest, taxes, depreciation and amortization from programs to increase efficiency. Project Forward was announced in August 2001 and initiated additional restructuring and other measures to reduce costs and increase profitability. During 2002, the Predecessor recorded employee severance charges of \$8 million, of which \$3 million related to adjustments to the 2001 forward initiatives and \$4 million for streamlining efforts of production facilities in Germany and the United States, and \$1 million for employee severance costs in the polyvinyl alcohol business.

Ticona recorded asset impairments of \$4 million in 2002 related to a decision in 2002 to shutdown operations in Telford, United Kingdom in 2003. In addition, with the construction of a new and expanded GUR plant in Bishop, Texas, the GUR operations in Bayport, Texas were transferred to a new facility. Decommissioning and demolition costs associated with the Bayport closure were \$2 million.

The \$10 million of favorable adjustments of previously recorded restructuring reserves consisted of an \$8 million adjustment to the 2001 reserves and a \$2 million adjustment to the 2000 reserves. The 2001 adjustment was primarily due to lower than expected personnel and closure costs associated with the streamlining of chemical facilities in the United States, Canada, and Germany. The 2000 adjustment was due to lower than expected demolition costs for the Chemical Products production facility in Knapsack, Germany. The other special charges income of \$8 million related to a reduction in reserves associated with settlements of environmental indemnification obligations associated with former Hoechst entities.

22. Income Taxes

As of the period ended December 31, 2004, the Company is headquartered in the U.S. Under federal U.S. tax law, U.S. corporations are subject to a 35% federal corporate income tax. In addition, U.S. corporations are generally subject to state income taxes at various rates based on location. The estimated average state income tax

rate, after federal benefit, is approximately 2%.

For the three months ended March 31, 2004, and for the years ended 2003 and 2002, the Predecessor was headquartered in Germany. Under German tax law, German corporations are subject to both a corporate income tax and a trade income tax, the latter of which varies based upon location. The German corporate income tax rate in 2003 was 26.5%. Combined with a solidarity surcharge of 5.5% on the corporate tax, and the blended trade income tax rate after corporate tax benefit, the statutory tax rate in Germany was 41 percent. In 2002 and for the three months ended March 31, 2004, the corporate rate was 25%. Combined with a solidarity surcharge of 5.5% on the corporate tax, and the blended trade income tax rate after corporate tax benefit, the statutory tax rate in Germany was 40%.

Deferred taxes are being provided at a 37% percent rate for the U.S. companies as of December 31, 2004. Deferred taxes are being provided on all other companies at the tax rate that will be in effect in the local tax jurisdictions at the time the temporary differences are expected to reverse.

F-60

CELANESE CORPORATION AND SUBSIDIARIES
NOTES TO CONSOLIDATED FINANCIAL STATEMENTS

	<u>Successor</u>	<u>Predecessor</u>		
	<u>Nine Months Ended December 31, 2004</u>	<u>Three Months Ended March 31, 2004</u>	<u>Year Ended December 31, 2003</u>	<u>Year Ended December 31, 2002</u>
(in \$ millions)				
Earnings (loss) from continuing operations before income tax and minority interests:				
Germany	(117)	14	(28)	140
U.S.	(98)	(3)	68	(150)
Other	41	61	156	190
Total	<u>(174)</u>	<u>72</u>	<u>196</u>	<u>180</u>
Provision (benefit) for income taxes:				
Current:				
Germany	19	17	28	37
U.S.	2	(2)	(74)	(29)
Other	36	7	35	39
Total current	<u>57</u>	<u>22</u>	<u>(11)</u>	<u>47</u>
Deferred:				
Germany	(12)	(5)	(8)	24
U.S.	—	4	76	(15)
Other	25	(4)	(4)	1
Total deferred	<u>13</u>	<u>(5)</u>	<u>64</u>	<u>10</u>
Income tax provision	<u>70</u>	<u>17</u>	<u>53</u>	<u>57</u>

Effective income tax rate reconciliation:

A reconciliation of income tax provision (benefit) for the nine months ended December 31, 2004, the three months ended March 31, 2004 and the years ended December 31, 2003 and 2002 determined by using the applicable U.S. statutory rate of 35% for the nine months ended December 31, 2004, and, the applicable German statutory rate of 40% for the three months ended March 31, 2004; 41% and 40% for the years ended December 31, 2003 and 2002, respectively, is as follows:

Income tax provision (benefit) computed at statutory tax rates	(61)	29	80	72
Increase (decrease) in taxes resulting from:				
Change in valuation allowance	113	—	(7)	(26)
Equity income and dividends	10	(2)	5	14
Expenses not resulting in tax benefits	51	—	—	—
Subpart F income	4	1	4	2
U.S. tax rate differentials	—	—	(4)	6
Other foreign tax rate differentials	(43)	(19)	(39)	(31)
Valuation adjustments in subsidiaries	—	—	8	15
Change in statutory German trade tax rate	—	—	(3)	—
Adjustment for prior years taxes	—	—	7	—
Other	(4)	8	2	5
Income tax provision	<u>70</u>	<u>17</u>	<u>53</u>	<u>57</u>

The Successor recognized income tax expense of \$70 million for the nine months ended December 31, 2004. The Predecessor recognized income tax expense of \$17 million, \$53 million and \$57 million for the three months ended March 31, 2004 and for the years ended December 31, 2003 and 2002, respectively.

The effective tax rate for the nine months ended December 31, 2004 was negative 40 percent. The effective tax rate for the three months ended March 31, 2004 and the years ended December 31, 2003 and 2002 was 24 percent, 27 percent and 32 percent, respectively. For the nine months ended December 31,

F-61

CELANESE CORPORATION AND SUBSIDIARIES NOTES TO CONSOLIDATED FINANCIAL STATEMENTS

2004, and as compared to the statutory rate, the effective tax rate was unfavorably affected primarily by the application of full valuation allowances against post-acquisition net U.S. deferred tax assets, Canadian deferred tax assets due to post-acquisition restructuring and certain German deferred tax assets. A valuation allowance is provided when it is more likely than not that a deferred tax asset, all or in part, will not be realized. The effective rate was also unfavorably affected by the non-recognition of tax benefits associated with acquisition related expenses. The unfavorable effects were partially offset by unrepatriated low taxed earnings, primarily in Singapore. In the nine months ended December 31, 2004, the Company finalized certain tax audits related to the pre-acquisition period which resulted in a reduction to income taxes payable of approximately \$113 million with a corresponding reduction to goodwill.

The effective tax rate for the three months ended March 31, 2004 was based on a 24% annualized effective rate which was primarily attributable to projected unrepatriated low taxed earnings in Singapore.

In comparison to the German statutory tax rate, the 2003 effective rate was favorably affected by unrepatriated low-taxed earnings, favorable settlement of prior year (1996) taxes in the U.S., equity earnings from Polyplastics Co. Ltd. which are excluded from U.S. taxable income and utilization of a U.S. capital loss carryforward that had been subject to a valuation allowance. The effective tax rate was unfavorably affected in 2003 by dividend distributions from subsidiaries and writedowns of certain German corporate income and trade tax benefits related to prior years.

In comparison to the German statutory tax rate, the effective tax rate in 2002 was favorably affected by the utilization of certain net operating loss carryforwards in Germany, the release of certain valuation allowances on prior years' deferred tax assets, unrepatriated low-taxed earnings and a lower effective minimum tax burden in Mexico. The effective tax rate was unfavorably affected in 2002 by distributions of taxable dividends from equity investments and the reversal of a tax-deductible writedown in 2000 of a German investment.

The tax effects of the temporary differences which give rise to a significant portion of deferred tax assets and liabilities are as follows:

	Successor As of December 31, 2004	Predecessor As of December 31, 2003
	(in \$ millions)	
Pension and postretirement obligations	372	365
Accrued expenses	104	122
Net operating loss and tax credit carryforwards	298	361
Investments	(8)	35
Other	31	66
Subtotal	797	949
Valuation allowance ⁽¹⁾	(590)	(160)
Deferred tax assets	207	789
Depreciation and amortization	316	207
Interest	0	3
Inventory	12	24
Other	30	—
Deferred tax liabilities	358	234
Net deferred tax assets (liabilities)	(151)	555

(1) Includes deferred tax asset valuation allowance adjustments of approximately \$390 million which were recorded to Goodwill. These account for the primary differences with respect to items which are not reflected in the effective tax rate reconciliation.

The Company has established valuation allowances for its deferred tax assets in the U.S., Mexico and certain Canadian and German entities. These valuation allowances relate to net operating loss carryforward benefits and other net deferred tax assets, all of which may not be realizable.

F-62

CELANESE CORPORATION AND SUBSIDIARIES NOTES TO CONSOLIDATED FINANCIAL STATEMENTS

At December 31, 2004, the Company has net operating loss carryforwards of approximately \$300 million for Germany and Mexico, with various expiration dates. The U.S. federal net operating loss carryforwards are approximately \$490 million for the pre-acquisition period and are subject to significant limitation. The acquisition and corresponding tax law governing the utilization of acquired net operating losses triggered this limitation. The associated deferred tax asset was \$172 million at the acquisition date. Except for an estimated \$19 million, potentially realizable as a result of the annual limitation effect and utilizable against future U.S. taxable income (which has been subject to a full valuation allowance), the remaining tax benefit for the pre-acquisition U.S. net operating loss carryforward has been written off.

Post-acquisition U.S. federal net operating loss carryforwards are approximately \$280 million and will expire in 2024. Post acquisition foreign net operating loss carryforwards are approximately \$80 million and will expire at various dates.

The other U.S. net deferred tax assets as of March 31, 2004 was \$351 million. As a result of the acquisition, a full valuation allowance was applied against these net assets with a corresponding increase in Goodwill. A subsequent recognition of any tax benefit related to these temporary differences and/or certain pre-acquisition net

operating losses will be a decrease to Goodwill.

The Company had U.S. capital loss carryforwards of \$104 million, which expired in October 2004 and accordingly are not reflected in the 2004 deferred tax assets and valuation allowance amounts above.

Provisions have not been made for income taxes or foreign withholding taxes on cumulative earnings of foreign subsidiaries of approximately \$83 million because such earnings will either not be subject to any such taxes or are intended to be indefinitely reinvested in those operations. In addition, the Company has not provided taxes on approximately \$480 million of temporary differences attributable to investments in foreign subsidiaries and corporate joint ventures because such differences are essentially permanent in duration. It is not practical to determine the tax liability, if any, that would be payable if such amounts were not reinvested indefinitely or were not permanent in duration.

The Act provides for a one-time tax deduction of 85% of certain foreign earnings that are repatriated. This provision is applicable to the last tax year that began before the enactment date, or that begins in the one-year period beginning on the enactment date. The Company is in the process of evaluating the effects of the repatriation provision, and as a result, the tax impact for the year ending December 31, 2004 is zero. The evaluation process will be completed by the fourth quarter 2005 with a potential range of earnings to be repatriated under this provision of zero to \$200 million. The related range of income tax effects of such repatriation cannot be reasonably estimated at this time.

The income tax (benefit) expense for the nine months ended December 31, 2004, the three months ended March 31, 2004 and the years ended December 31, 2003 and 2002 was allocated to continuing operations and accumulated other comprehensive income. The aggregate tax expense (benefit) amounts allocated to accumulated other comprehensive income, for unrealized gains (losses) on securities, additional minimum pension liabilities and unrealized gains (losses) on derivative contracts was \$(2) million, \$2 million, \$11 million and (\$121 million) for the nine months ended December 31, 2004, the three months ended March 31, 2004 and the years ended December 31, 2003 and 2002, respectively. The income tax (benefit) expense associated with other comprehensive income is dependent upon the tax jurisdiction in which the items arise and accordingly could result in an effective tax rate that is different from the overall consolidated effective income tax rate on the statement of operations.

23. *Stock-based and Other Management Compensation Plans*

In December 2004, the Company approved a stock incentive plan for executive officers, key employees and directors, a deferred compensation plan for executive officers and key employees as well as other management incentive programs.

The Company's stock incentive plan allows for the issuance or delivery of up to 16.25 million shares of the Company's Series A common stock through stock options and a discounted share program. In

CELANESE CORPORATION AND SUBSIDIARIES NOTES TO CONSOLIDATED FINANCIAL STATEMENTS

January 2005, options were initially granted at an exercise price equal to the initial public offering price. The options have a ten-year term with vesting terms pursuant to a schedule, with no vesting to occur later than the 8th anniversary of the date of the grant. Accelerated vesting depends on meeting specified performance targets.

In December 2004, the Company granted rights to executive officers, key employees and directors to purchase up to 1,797,386 shares of Series A common stock at a discount of \$8.80 per share. As a result of this discounted share offering, the Company recorded a one-time pre-tax non-cash charge of \$14 million, with a corresponding adjustment to additional paid-in capital within shareholders' equity (deficit).

The deferred compensation plan has an aggregate maximum amount payable of \$192 million. The initial component of the deferred compensation plan, totaling an aggregate of approximately \$27 million, vested in 2004 and was paid in the first quarter of 2005. The remaining aggregate maximum amount payable of \$165 million is subject to downward adjustment if the price of the Company's common stock falls below the initial public offering price and vests subject to both (1) continued employment or the achievement of the certain performance criteria and (2) the disposition by Blackstone of at least 90% of its equity interest in the Company with at least a 25% cash internal rate of return on their equity interest. During the nine months ended December 31, 2004, the

Company recorded compensation expense of \$27 million associated with this plan.

At the Annual General Meetings of Celanese AG on May 15, 2002 and April 1, 2003, shareholders approved the 2002 Celanese Stock Option Plan (the "2002 Plan") and the 2003 Celanese Stock Option Plan (the "2003 Plan"), respectively. Each plan authorized the issuance of up to 1.25 million options to purchase shares of Celanese AG common stock. Options are granted at an exercise price reflecting the reference price (twenty day average of market price prior to grant date) plus a 20% exercise premium and become exercisable five years from the date of grant. Two year vesting is possible, if the market price per share outperforms the median performance of Celanese competitors as defined in the plan over the holding period. All unexercised options expire ten years from the date of grant. If the market price per Celanese AG share of common stock on the date of exercise is at least 20% higher than the reference price at the time of the grant, the holder is entitled to receive a cash payment equal to the exercise premium of 20%.

On July 8, 2002, the Predecessor granted 1.1 million stock options relating to the 2002 Plan, at an exercise price of €27.54 per share, to members of the Board of Management and key employees for the purchase of Celanese AG shares of common stock. On January 31, 2003, the Predecessor granted an additional 0.1 million stock options relating to the 2002 plan, at an exercise price of €23.78 per share, to individuals who became eligible persons since the last grant for the purchase of Celanese AG shares of common stock.

In accordance with SFAS No. 123, the fair value of the 1.1 million and 0.1 million options granted approximated €10 million (\$10 million) and €1 million (\$1 million), respectively. As a result of Celanese AG's market price per share outperforming the median performance of Celanese AG's peer group, the fair value of these options was recognized over the accelerated vesting period of two years. For the three months ended March 31, 2004 and the years ended December 31, 2003 and 2002, the Predecessor recognized compensation expense of \$2 million, \$6 million and \$3 million, respectively, for these options to the Consolidated Statements of Operations with a corresponding increase to additional paid in capital within shareholders' equity (deficit).

F-64

CELANESE CORPORATION AND SUBSIDIARIES NOTES TO CONSOLIDATED FINANCIAL STATEMENTS

A summary of the activity related to the 2003 Plan and 2002 Plan is presented in the table below (stock options in millions):

	Successor		Predecessor		Predecessor		Predecessor	
	Nine Months Ended December 31, 2004	Weighted- Average Grant Price in €	Three Months Ended March 31, 2004	Weighted- Average Grant Price in €	Year Ended December 31, 2003	Weighted- Average Grant Price in €	Year Ended December 31, 2002	Weighted- Average Grant Price in €
	Number of Options	Price in €	Number of Options	Price in €	Number of Options	Price in €	Number of Options	Price in €
Outstanding at beginning of period	1.1	27.26	1.2	27.26	1.1	27.54	—	—
Granted	—	—	—	—	0.1	23.78	1.1	27.54
Exercised	(0.6)	27.54	—	—	—	—	—	—
Forfeited	—	—	(0.1)	27.54	—	27.54	—	—
Outstanding at end of period	<u>0.5</u>	<u>27.00</u>	<u>1.1</u>	<u>27.26</u>	<u>1.2</u>	<u>27.26</u>	<u>1.1</u>	<u>27.54</u>
Options exercisable at end of period	<u>0.5</u>	<u>27.54</u>	—	—	—	—	—	—
Weighted-average remaining contractual life (years)		<u>7.6</u>		<u>8.3</u>		<u>8.5</u>		<u>9.5</u>

The weighted-average fair value of the options granted during the years ended December 31, 2003 and 2002 was estimated to be €6.41(\$6.93) per option and €9.3 (\$9.10) per option, respectively, on the date of grant using the Black-Scholes option-pricing model with the following assumptions:

	2003	2002
Expected dividend yield	1.70%	1.70%
Risk-free interest rate	3.29%	4.30%
Expected stock price volatility	42.00%	41.00%
Expected life (years)	6	6

Effective January 15, 2001, the Predecessor adopted the Long-Term Incentive Plan (the "2000 Celanese AG LTIP"). The 2000 Celanese AG LTIP covers the Board of Management and senior executives of the Predecessor. Stock appreciation rights ("Rights") granted under the 2000 Celanese AG LTIP have a ten-year term and generally will be exercisable in whole or in part, subject to certain limitations, at any time during the period between January 15, 2003 and January 14, 2011, provided at the time of exercise, the performance of an ordinary share of Celanese AG on the Frankfurt Stock Exchange must exceed the performance of the median of the share prices of Celanese AG's peer group companies as defined by the Board of Management of Celanese AG. Under the 2000 Celanese AG LTIP, the participant will receive the cash difference between the base price and the share price of Celanese AG on the day of exercise. Of the total Rights granted under this plan, approximately 8,500 remain outstanding as of December 31, 2004. The Predecessor recognized expense of less than \$1 million, \$24 million and \$1 million for the three months ended March 31, 2004, and the years ended December 31, 2003 and 2002, respectively, for the 2000 Celanese AG LTIP. Rights remaining unexercised as of January 15, 2011 will be deemed to have been forfeited as of that date. The grant price of these Rights was €19.56 per share.

During 1999, the Predecessor adopted the Equity Participation Plan (the "1999 Celanese AG EPP") and the Long-Term Incentive Plan (the "1999 Celanese AG LTIP"). The 1999 Celanese AG EPP covers the Board of Management and certain senior executives of the Predecessor. The participants in the 1999 Celanese EPP were required to purchase a defined value of Celanese AG stock over a one or two year period. The Rights granted under the 1999 Celanese AG EPP were based on the required amount of

F-65

CELANESE CORPORATION AND SUBSIDIARIES
NOTES TO CONSOLIDATED FINANCIAL STATEMENTS

money invested in Celanese AG shares by the participant, divided by the base price of the stock and multiplied by two. Rights granted under the EPP have a ten-year term and generally will be exercisable in whole or in part, subject to certain limitations, at any time during the period between October 25, 2001 and October 25, 2009, provided at the time of exercise, the performance of an ordinary share of Celanese AG on the Frankfurt Stock Exchange must exceed the median of performance of the share prices of Celanese AG's peer group companies as defined by the Celanese AG Board of Management. Under the 1999 Celanese AG EPP, the participant will receive the cash difference between the base price and the Celanese AG share price on the day of exercise. Of the total Rights granted under this plan, approximately 3,700 remain outstanding as of December 31, 2004. Rights remaining unexercised as of October 26, 2009 will be deemed to have been forfeited as of that date. The grant price of these Rights was €16.37 per share. The Predecessor recognized expense of less than \$1 million, \$18 million and \$1 million for the 1999 Celanese AG EPP for the three months ended March 31, 2004 and the years ended December 31, 2003 and 2002, respectively.

The 1999 Celanese AG LTIP covers the Board of Management and senior executives of Celanese. AG Rights granted under the 1999 Celanese AG LTIP have a ten-year term and generally are exercisable in whole or in part, subject to limitations, at any time during the period between October 25, 2001 and October 25, 2009, provided at the time of exercise, the performance of an ordinary share of Celanese AG on the Frankfurt Stock Exchange must exceed the performance of the median of the share prices of Celanese AG's peer group companies as defined by the Celanese AG Board of Management. Under the 1999 Celanese AG LTIP, the participant will receive the cash difference between the base price and the share price of Celanese AG on the day of exercise. At December 31, 2004, approximately 8,650 of the total Rights granted under this plan remained outstanding. Rights remaining unexercised as of October 26, 2009 will be deemed to have been forfeited as of that date. The grant price of these Rights was €16.37 per share. The Predecessor recognized expense of less than \$1 million, \$17

million and \$1 million for the 1999 Celanese AG LTIP for the three months ended March 31, 2004 and the years ended December 31, 2003 and 2002, respectively.

A summary of the activity related to stock appreciation rights plans is presented in the table below (Rights in millions):

	Successor		Predecessor		Predecessor		Predecessor	
	Nine Months Ended December 31, 2004	Three Months Ended March 31, 2004	Year Ended December 31, 2003	Year Ended December 31, 2002	Year Ended December 31, 2003	Year Ended December 31, 2002	Year Ended December 31, 2003	Year Ended December 31, 2002
	Number of Rights	Weighted- Average Grant Price in €	Number of Rights	Weighted- Average Grant Price in €	Number of Rights	Weighted- Average Grant Price in €	Number of Rights	Weighted- Average Grant Price in €
Outstanding at beginning of period	0.1	17.56	3.1	17.77	5.2	17.54	5.8	17.47
Granted	—	—	—	—	—	—	0.1	19.56
Exercised	(0.1)	17.56	(3.0)	17.78	(2.1)	17.27	(0.6)	16.37
Forfeited	—	—	—	—	—	—	(0.1)	19.56
Outstanding at end of period	<u>—</u>	<u>—</u>	<u>0.1</u>	<u>17.56</u>	<u>3.1</u>	<u>17.77</u>	<u>5.2</u>	<u>17.54</u>
Rights exercisable at end of period	<u>—</u>	<u>—</u>	<u>0.1</u>	<u>17.56</u>	<u>3.1</u>	<u>17.77</u>	<u>3.3</u>	<u>16.37</u>

F-66

CELANESE CORPORATION AND SUBSIDIARIES NOTES TO CONSOLIDATED FINANCIAL STATEMENTS

Beginning in 2000, the Predecessor offered stock participation plans ("SPP") to employees not eligible to participate in the stock appreciation rights plans. Under these plans, active employees who invested a defined amount of money in Celanese AG shares during a limited period of time were entitled to receive a 35 percent rebate from the Company. The SPP was not offered to employees during 2004 or 2003. Compensation expense of \$2 million was recognized in 2002 related to the SPP.

In connection with its demerger from Hoechst, the Predecessor assumed obligations associated with the Hoechst 1997 Stock Appreciation Rights Plan (the "1997 Hoechst SAR Plan") and the Hoechst 1998 Stock Option Plan (the "1998 Hoechst Option Plan") for participating employees under these compensation programs. As a result of the merger of Hoechst and Rhône—Poulenc to form Aventis in December 1999, the terms and conditions of these compensation programs were modified to take into account the changed circumstances.

The 1997 Hoechst SAR Plan and 1998 Hoechst Option Plan, including all rights and options granted, expired in 2002 and 2003, respectively. There was no impact on earnings for the nine months ended December 31, 2004 or the three months ended March 31, 2004 and less than \$1 million of income for the years ended December 31, 2003 and 2002, respectively, for the 1998 Hoechst Option Plan. The Predecessor recognized \$1 million of income in 2002 for the 1997 Hoechst SAR Plan.

F-67

CELANESE CORPORATION AND SUBSIDIARIES NOTES TO CONSOLIDATED FINANCIAL STATEMENTS

24. Earnings (Loss) Per Share

	Successor	Predecessor		
	Nine Months Ended December 31, 2004	Three Months Ended March 31, 2004	Year Ended December 31, 2003	Year Ended December 31, 2002
(in \$ millions, except for share and per share data)				
Earnings (loss) from continuing operations	(252)	55	143	123
Earnings (loss) from discontinued operations	(1)	23	6	27
Cumulative effect of changes in accounting principles	—	—	(1)	18
Net earnings (loss)	<u>(253)</u>	<u>78</u>	<u>148</u>	<u>168</u>
Basic earnings (loss) per share:				
Continuing operations	(2.54)	1.12	2.89	2.44
Discontinued operations	(0.01)	0.46	0.12	0.54
Cumulative effect of changes in accounting principles	—	—	(0.02)	0.36
Net earnings (loss)	<u>(2.55)</u>	<u>1.58</u>	<u>2.99</u>	<u>3.34</u>
Diluted earnings (loss) per share:				
Continuing operations	(2.54)	1.11	2.89	2.44
Discontinued operations	(0.01)	0.46	0.12	0.54
Cumulative effect of changes in accounting principles	—	—	(0.02)	0.36
Net earnings (loss)	<u>(2.55)</u>	<u>1.57</u>	<u>2.99</u>	<u>3.34</u>
Weighted-average shares – basic	99,377,884	49,321,468	49,445,958	50,329,346
Stock options	—	390,953	11,187	—
Weighted-average shares – diluted	<u>99,377,884</u>	<u>49,712,421</u>	<u>49,457,145</u>	<u>50,329,346</u>

Prior to the completion of the initial public offering of Celanese Corporation Series A common stock in January 2005, the Company effected a 152.772947 for 1 stock split of outstanding shares of common stock (see Note 20). Accordingly, basic and diluted shares for the nine months ended December 31, 2004 have been calculated based on the weighted average shares outstanding, adjusted for the stock split. Earnings (loss) per share for the Predecessor periods has been calculated by dividing net income available to common shareholders by the historical weighted average shares outstanding of the Predecessor. As the capital structure of the Predecessor and Successor are different, the reported earnings (loss) per share are not comparable.

Shares issuable pursuant to outstanding common stock options under the Predecessor's Stock Option Plans of 544,750 have been excluded from the computation of diluted earnings (loss) per share for the nine months ended December 31, 2004 because their effect is antidilutive.

F-68

CELANESE CORPORATION AND SUBSIDIARIES
NOTES TO CONSOLIDATED FINANCIAL STATEMENTS

25. Leases

Total minimum rent charged to operations under all operating leases was \$63 million, \$21 million, \$95 million and \$73 million for the nine months ended December 31, 2004, the three months ended March 31, 2004 and for the years ended December 31, 2003 and 2002, respectively. Future minimum lease payments under rental and lease agreements which have initial or remaining terms in excess of one year at December 31, 2004 are as follows:

	<u>Capital</u>	<u>Operating</u>
	<u>(in \$ millions)</u>	
2005	3	57
2006	3	45
2007	3	37
2008	2	24
2009	1	17
Later years	4	58
Sublease income	—	(8)
Minimum lease commitments	16	<u>230</u>
Less amounts representing interest	<u>3</u>	
Present value of net minimum lease obligations	<u>13</u>	

The related assets for capital leases are included in machinery and equipment in the consolidated balance sheets.

Management expects that, in the normal course of business, leases that expire will be renewed or replaced by other leases.

26. *Financial Instruments*

In the normal course of business, the Company uses various financial instruments, including derivative financial instruments, to manage risks associated with interest rate, currency, certain raw material price and stock based compensation exposures. The Company does not use derivative financial instruments for speculative purposes.

Interest Rate Risk Management

The Company may enter into interest rate swap agreements to reduce the exposure of interest rate risk inherent in the Company's outstanding debt by locking in borrowing rates to achieve a desired level of fixed/floating rate debt depending on market conditions. At December 31, 2004, the Successor had no interest rate swap agreements in place. The Predecessor had open interest rate swaps with a notional amount of \$200 million at December 31, 2003. In the second quarter of 2004, the Successor recorded a loss of less than \$1 million in other income (expense), net, associated with the early termination of its \$200 million interest rate swap. During 2003, the Predecessor recorded a loss of \$7 million in other income (expense), net, associated with the early termination of one of its interest rate swaps. The Successor recognized interest expense from hedging activities relating to interest rate swaps of \$1 million for the nine months ended December 31, 2004. The Predecessor recognized net interest expense from hedging activities relating to interest rate swaps of \$2 million, \$11 million and \$12 million for the three months ended March 31, 2004 and the years ended December 31, 2003 and 2002, respectively. During 2003, the Predecessor's interest rate swaps, designated as cash flow hedges, resulted in a decrease in total assets and total liabilities and an increase in shareholders' equity of \$4 million, \$14 million and \$7 million, net of related income tax of \$4 million, respectively. The Predecessor recorded a net gain (loss) of less than (\$1)

CELANESE CORPORATION AND SUBSIDIARIES NOTES TO CONSOLIDATED FINANCIAL STATEMENTS

million, \$2 million and (\$3) million in other income (expense), net of the ineffective portion of the interest rate swaps, during the three months ended March 31, 2004 and the years ended December 31, 2003 and 2002, respectively.

Foreign Exchange Risk Management

Certain entities have receivables and payables denominated in currencies other than their respective functional currencies, which creates foreign exchange risk. The Company may enter into foreign currency forwards and swaps to minimize its exposure to foreign currency fluctuations. The foreign currency contracts are mainly for booked exposure and, in some cases, cash flow hedges for anticipated exposure associated with sales from the Performance Products segment.

On June 16, 2004, as part of its currency risk management, the Company entered into a currency swap with certain financial institutions. Under the terms of the swap arrangement, the Company will pay approximately €13 million in interest and receive approximately \$16 million in interest on each June 15 and December 15 (with interest for the first period prorated). Upon maturity of the swap agreement on June 16, 2008, the Company will pay approximately €276 million and receive approximately \$333 million. The Company designated the swap, the euro term loan and a euro note as a net investment hedge (for accounting purposes) in the fourth quarter of 2004. The loss related to the swap was \$21 million for the nine months ended December 31, 2004, of which \$14 million is related to the ineffectiveness of the net investment hedge. During the nine months ended December 31, 2004, the effects of the swap resulted in an increase in total liabilities and a decrease in shareholders' equity (deficit) of \$57 million and \$36 million, respectively.

Contracts with notional amounts totaling approximately \$288 million and \$765 million at December 31, 2004 and 2003, respectively, are predominantly in U.S. dollars, British pound sterling, Japanese yen, and Canadian dollars. Most of the Company's foreign currency forward contracts did not meet the criteria of SFAS No. 133 to qualify for hedge accounting. The Company recognizes net foreign currency transaction gains or losses on the underlying transactions, which are offset by losses and gains related to foreign currency forward contracts. For the year ended December 31, 2004, the Company's foreign currency forward contracts resulted in a decrease in total assets and an increase in total liabilities of \$42 million and \$2 million, respectively. As of December 31, 2004, these contracts, in addition to natural hedges, hedged approximately 100% of the Company's net receivables held in currencies other than the entities' functional currency for the Company's European operations. Related to the unhedged portion during the year, a net gain (loss) of approximately (\$2) million and \$4 million from foreign exchange gains or losses was recorded to other income (expense), net for the nine months ended December 31, 2004 and the three months ended March 31, 2004, respectively. During 2003, the Predecessor's foreign currency forward contracts resulted in a decrease in total assets of \$8 million and an increase in total liabilities of \$1 million. As of December 31, 2003, these contracts hedged a portion (approximately 85%) of the Predecessor's U.S. dollar denominated intercompany net receivables held by euro denominated entities. Related to the unhedged portion, a net loss of approximately \$14 million from foreign exchange gains or losses was recorded to other income (expense), net in 2003. During the year ended December 31, 2002, the Predecessor hedged all of its US. dollar denominated intercompany net receivables held by euro denominated entities. Therefore, there was no material net effect from foreign exchange gains or losses in interest. Hedging activities related to intercompany net receivables yielded cash flows from operating activities of approximately \$24 million, less than \$1 million, \$180 million and \$95 million for the nine months ended December 31, 2004, the three months ended March 31, 2004 and the years ended December 31, 2003 and 2002, respectively.

Commodity Risk Management

The Company's policy for the majority of the Company's natural gas and butane requirements allows entering into supply agreements and forward purchase or cash-settled swap contracts. The Successor

CELANESE CORPORATION AND SUBSIDIARIES

NOTES TO CONSOLIDATED FINANCIAL STATEMENTS

recognized losses of less than \$1 million from natural gas swaps and butane contracts for the nine months ended December 31, 2004. The Predecessor recognized losses of \$1 million, \$3 million and less than \$1 million from natural gas swaps and butane contracts for the three months ended March 31, 2004 and the years ended December 31, 2003 and 2002, respectively. There was no material impact on the balance sheet at December 31, 2004 and 2003. There were no unrealized gains and losses associated with the cash-settled swap contracts as of December 31, 2004 and 2003. Celanese did not have any open commodity swaps as of December 31, 2004. The Predecessor had open swaps with a notional amount of \$5 million as of December 31, 2003.

Stock Based Compensation Risk Management

During 2001, the Predecessor purchased call options for one million shares of Celanese AG stock to offset, in part, its exposure of the 2000 Celanese LTIP. These options had a maturity of two years, a strike price of €19.56 per share and an average premium of €4.39 per share. These options expired during 2003. As a result, a net loss of \$1 million was recorded to interest income in 2003.

Fair Value of Financial Instruments

Summarized below are the carrying values and estimated fair values of financial instruments as of December 31, 2004 and 2003, respectively. For these purposes, the fair value of a financial instrument is the amount at which the instrument could be exchanged in a current transaction between willing parties.

	Successor		Predecessor	
	As of December 31, 2004		As of December 31, 2003	
	Carrying Amount	Fair Value	Carrying Amount	Fair Value
	(in \$ millions)			
Cost investments	233	233	114	114
Marketable securities	364	364	333	333
Long-term debt	3,243	3,516	489	524
Debt-related derivative liability	57	57	13	13
Foreign exchange-related derivative asset	9	9	47	47

At December 31, 2004 and 2003, the fair values of cash and cash equivalents, receivables, notes payable, trade payables, short-term debt and the current installments of long-term debt approximate carrying values due to the short-term nature of these instruments. These items have been excluded from the table. Additionally, certain long-term receivables, principally insurance recoverables, are carried at net realizable value (See Note 27).

Included in other assets are certain investments accounted for under the cost method and long-term marketable securities classified as available-for-sale. In general, the cost investments are not publicly traded and their fair values are not readily determinable; however, the Company believes that the carrying value approximates or is less than the fair value.

The fair value of long-term debt and debt-related financial instruments is estimated based upon the respective implied forward rates as of December 31, 2004 and 2003, as well as quotations from investment bankers and on current rates of debt for similar type instruments.

27. Commitments and Contingencies

The Company is involved in a number of legal proceedings, lawsuits and claims incidental to the normal conduct of its business, relating to such matters as product liability, anti-trust, past waste disposal practices and release of chemicals into the environment. While it is impossible at this time to determine

CELANESE CORPORATION AND SUBSIDIARIES NOTES TO CONSOLIDATED FINANCIAL STATEMENTS

with certainty the ultimate outcome of these proceedings, lawsuits and claims, management believes, based on the advice of legal counsel, that adequate provisions have been made and that the ultimate outcome will not have a material adverse effect on the financial position of the Company, but may have a material adverse effect on the results of operations or cash flows in any given accounting period.

Plumbing Actions

CNA Holdings, Inc. ("CNA Holdings"), a U.S. subsidiary of the Company, included the U.S. business now conducted by the Ticona segment. CNA Holdings, along with Shell Chemical Company ("Shell") and E. I. du

Pont de Nemours ("DuPont"), among others, have been the defendants in a series of lawsuits, alleging that plastics manufactured by these companies that were utilized in the production of plumbing systems for residential property were defective or caused such plumbing systems to fail. Based on, among other things, the findings of outside experts and the successful use of Ticona's acetal copolymer in similar applications, CNA Holdings does not believe Ticona's acetal copolymer was defective or caused the plumbing systems to fail. In many cases, CNA Holdings' exposure may be limited by invocation of the statute of limitations since CNA Holdings ceased selling the resin for use in the plumbing systems in site built homes during 1986 and in manufactured homes during 1990.

CNA Holdings has been named a defendant in ten putative class actions, further described below, as well as a defendant in other non-class actions filed in ten states, the U.S. Virgin Islands, and Canada. In these actions, the plaintiffs typically have sought recovery for alleged property damages and, in some cases, additional damages under the Texas Deceptive Trade Practices Act or similar type statutes. Damage amounts have not been specified.

Developments under this matter are as follows:

- Class certification has been denied in putative class actions pending in Florida state court. Although plaintiffs subsequently sought to bring actions individually, they were dismissed and subsequently their appeal was denied.
- Class certification has been denied in a putative class action pending in South Carolina state court. CNA Holdings' motion to dismiss has been granted and plaintiffs' appeals up to the U.S. Supreme Court have been denied.
- In April 2000, the U.S. District Court for the District of New Jersey denied class certification for a putative class action (of insurance companies with respect to subrogation claims). The plaintiffs' appeal to the Third Circuit Court of Appeals was denied in July 2000 and the case was subsequently dismissed. In September 2000, a similar putative class action seeking certification of the same class that was denied in the New Jersey matter was filed in Tennessee state court. The court denied certification in March 2002, and plaintiffs are attempting an appeal. Cases are continuing on an individual basis.
- Class certification of recreational vehicle owners was denied by the Chancery Court of Tennessee, Weakley County in July 2001, and cases are proceeding on an individual basis.
- The U.S. District Court for the Eastern District of Texas denied certification of a putative class action in March 2002, and the plaintiffs' appeals have been dismissed by the appellate court. Plaintiff's petition to appeal to the U.S. Supreme Court was denied.
- Four putative class actions are pending in Canadian courts. Two matters pending in Ontario were consolidated and denied class certification. This consolidated action is currently on appeal. The two matters pending in Quebec and British Columbia are "on hold" pending the outcome of the Ontario appeal, as in Canadian practice, Ontario tends to be the lead jurisdiction in such matters. Dupont and Shell have each settled these matters. Their settlement agreements have been approved by the courts. Consequently, CNA Holdings remains the only defendant in these matters.

F-72

CELANESE CORPORATION AND SUBSIDIARIES
NOTES TO CONSOLIDATED FINANCIAL STATEMENTS

- The court in a putative class action pending in the U.S. Virgin Islands denied certification to a U.S. territories-wide class and dismissed CNA Holdings on jurisdictional grounds. Plaintiffs are seeking

reconsideration of those rulings.

- A putative nationwide class action was filed in federal court in Indiana in December 2002, against, among others, CNA Holdings and Shell. CNA Holdings' motion to dismiss this lawsuit was granted in December 2003. Plaintiffs appealed to the Seventh Circuit in January 2004 and that appeal was dismissed.

In November 1995, CNA Holdings, DuPont and Shell entered into national class action settlements, which have been approved by the courts. The settlements call for the replacement of plumbing systems of claimants who have had qualifying leaks, as well as reimbursements for certain leak damage. Furthermore, the three companies had agreed to fund such replacements and reimbursements up to \$950 million. As of December 31, 2004, the funding is \$1,073 million due to additional contributions and funding commitments, made primarily by other parties. There are additional pending lawsuits in approximately ten jurisdictions not covered by this settlement; however, these cases do not involve (either individually or in the aggregate) a large number of homes, and management does not expect the obligations arising from these lawsuits to have a material adverse effect on the Company.

In 1995, CNA Holdings and Shell settled the claims of certain individuals, owning 110,000 property units for an amount not to exceed \$170 million. These claimants are also eligible for a replumb of their homes in accordance with the terms similar to those of the national class action settlement. CNA Holdings' and Shell's contributions under this settlement were subject to allocation as determined by binding arbitration.

CNA Holdings has accrued its best estimate of its share of the plumbing actions. At December 31, 2004, the Company had remaining accruals of \$73 million for this matter, of which \$11 million is included in current liabilities. Management believes that the plumbing actions are adequately provided for in the consolidated financial statements. However, if the Company were to incur an additional charge for this matter, such a charge would not be expected to have a material adverse effect on the financial position, but may have a material adverse effect on the results of operations or cash flows of the Company in any given accounting period. The Company has reached settlements with CNA Holdings' insurers specifying their responsibility for these claims; as a result, the Company has recorded receivables relating to the anticipated recoveries from certain third party insurance carriers. These receivables are based on the probability of collection, an opinion of external counsel, the settlement agreements with the Company's insurance carriers whose coverage level exceeds the receivables and the status of current discussions with other insurance carriers. As of December 31, 2004, the Company has \$75 million of receivables related to a settlement with an insurance carrier. This receivable is discounted and recorded within Other assets in the consolidated balance sheet as it will be collected over the next four years.

In February 2005, the Company settled with an insurance carrier and received cash proceeds of \$44 million in March 2005. This \$44 million, included in the \$75 million receivable noted above, was previously not recognized in the Predecessor's consolidated financial statements and is accounted for as a purchase price adjustment with a corresponding decrease to goodwill.

Sorbates Litigation

In 1998, Nutrinova Inc., a U.S. subsidiary of Nutrinova Nutrition Specialties & Food Ingredients GmbH, then a wholly-owned subsidiary of Hoechst, received a grand jury subpoena from the U.S. District Court for the Northern District of California in connection with a U.S. criminal antitrust investigation of the sorbates industry. On May 3, 1999, Hoechst and the Government of the United States of America entered into an agreement under which Hoechst pled guilty to a one-count indictment charging Hoechst with participating in a conspiracy to fix prices and allocate market shares of sorbates sold in the U.S. Hoechst and the U.S. Government agreed to recommend that the U.S. District Court fine Hoechst \$36 million. This fine was payable over five years, with the last payment of \$5 million being made in June 2004.

**CELANESE CORPORATION AND SUBSIDIARIES
NOTES TO CONSOLIDATED FINANCIAL STATEMENTS**

Hoechst also agreed to cooperate with the government's investigation and prosecutions related to the sorbates industry. The U.S. District Court accepted this plea on June 18, 1999 and imposed the penalty as recommended in the plea agreement.

In addition, several civil antitrust actions by sorbates customers, seeking monetary damages and other relief for alleged conduct involving the sorbates industry, have been filed in U.S. state and federal courts naming Hoechst, Nutrinova, and other subsidiaries of the Company, as well as other sorbates manufacturers, as defendants. Many of these actions have been settled and dismissed by the court.

In July 2001, Hoechst and Nutrinova entered into an agreement with the Attorneys General of 33 states, pursuant to which the statutes of limitations were tolled pending the states' investigations. This agreement expired in July 2003. Since October 2002, the Attorneys General for New York, Illinois, Ohio, Nevada, Utah and Idaho filed suit on behalf of indirect purchasers in their respective states. The Utah, Nevada and Idaho actions have been dismissed as to Hoechst, Nutrinova and the Company. A motion for reconsideration is pending in Nevada. The Ohio and Illinois actions have been settled and the Idaho action was dismissed in February 2005. The New York action is the only Attorney General action still pending. The court in the New York matter dismissed all antitrust claims; however other state law claims are still pending. A settlement agreement with the Attorneys General of Connecticut, Florida, Hawaii, Maryland, South Carolina, Oregon and Washington is currently being negotiated and these attorney generals have been granted extensions of the tolling agreement.

Nutrinova and Hoechst have cooperated with the European Commission since 1998. In May 2002, the European Commission informed Hoechst of its intent to investigate officially the sorbates industry, and in January 2003, the European Commission served Hoechst, Nutrinova and a number of competitors with a statement of objections alleging unlawful, anticompetitive behavior affecting the European sorbates market. In October 2003, the European Commission ruled that Hoechst, Chisso Corporation, Daicel Chemical Industries Ltd., The Nippon Synthetic Chemical Industry Co. Ltd. and Ueno Fine Chemicals Industry Ltd. operated a cartel in the European sorbates market between 1979 and 1996. The European Commission imposed a total fine of €138.4 million (\$189 million), of which €99 million (\$135 million) was assessed against Hoechst. The case against Nutrinova was closed. The fine against Hoechst is based on the European Commission's finding that Hoechst does not qualify under the leniency policy, is a repeat violator and, together with Daicel, was a co-conspirator. In Hoechst's favor, the European Commission gave a discount for cooperating in the investigation. Hoechst appealed the European Commission's decision in December 2003. Payment of the obligation is deferred, but is subject to interest, pending a ruling on the appeal.

Based on the advice of external counsel and a review of the existing facts and circumstances relating to the sorbates matter, including the status of government investigations, as well as civil claims filed and settled, the Company has remaining accruals of \$145 million. This amount is included in current liabilities at December 31, 2004 for the estimated loss relative to this matter. Although the outcome of this matter cannot be predicted with certainty, management's best estimate of the range of possible additional future losses and fines (in excess of amounts already accrued), including any that may result from the above noted governmental proceedings, as of December 31, 2004 is between \$0 and \$9 million. The estimated range of such possible future losses is management's best estimate based on the advice of external counsel taking into consideration potential fines and claims, both civil and criminal, that may be imposed or made in other jurisdictions.

Pursuant to the Demerger Agreement with Hoechst, Celanese AG was assigned the obligation related to the sorbates matter. However, Hoechst agreed to indemnify Celanese AG for 80 percent of any costs Celanese may incur relative to this matter. Accordingly, Celanese AG has recognized a receivable from Hoechst and a corresponding contribution of capital, net of tax, from this indemnification. As of December 31, 2004, the Company has receivables, recorded within current assets, relating to the sorbates indemnification from Hoechst totaling \$116 million. In 2003, Celanese AG recorded a \$44 million, net of tax, increase to additional paid-in capital related to the recoveries from Hoechst for the special charges

CELANESE CORPORATION AND SUBSIDIARIES
NOTES TO CONSOLIDATED FINANCIAL STATEMENTS

discussed above. The remaining accrual and the estimated range of possible additional future losses, noted above, for this matter are gross of any recovery from Hoechst. The Company believes that any resulting liabilities, net of amounts recoverable from Hoechst, will not, in the aggregate, have a material adverse effect on the Company's financial position, but may have a material adverse effect on results of operations or cash flows in any given accounting period.

Celanese AG, a majority-owned subsidiary of the Company, is a defendant in nine consolidated actions brought by minority shareholders during August 2004 in the Frankfurt District Court (*Landgericht*). Among other things, these actions request the court to set aside shareholder resolutions passed at the extraordinary general meeting held on July 30 and 31, 2004 based on allegations that include the alleged violation of procedural requirements and information rights of the shareholders. Based on the information as available, the outcome of the foregoing proceedings cannot be predicted with certainty. The time period to bring forward challenges has expired.

Further, two minority shareholders instituted public register proceedings with the Königstein Local Court (*Amtsgericht*) and the Frankfurt District Court, both with a view to have the registration of the Domination Agreement in the Commercial Register deleted (*Amtslöschungsverfahren*). These actions are based on an alleged violation of procedure requirements at the extraordinary general meeting held July 30 and 31, 2004, an alleged undercapitalization of the Purchaser and its related entities at the time of the tender offer, and an alleged misuse of discretion by the competent court with respect to the registration of the Domination Agreement in the Commercial Register. Based on the information as available, the outcome of the foregoing proceedings cannot be predicted with certainty.

As of March 30, 2005, several minority shareholders had initiated special award proceedings (*Spruchverfahren*) seeking the court's review of the amounts of the fair cash compensation (*Abfindung*) and of the guaranteed fixed annual payment (*Ausgleich*) offered under the Domination Agreement. As a result of these proceedings, the amounts of the fair cash compensation and the guaranteed fixed annual payment could have been increased by the court so that all minority shareholders, including those who have already tendered their shares into the mandatory offer and have received the fair cash compensation, could claim the respective higher amounts. The Court dismissed these proceedings on the grounds of inadmissibility in March 2005. The dismissal is subject to appeal.

In February 2005, a former shareholder of Celanese AG also brought a lawsuit against the Purchaser as well as a former member of Celanese AG's board of management and a former member of Celanese AG's supervisory board in the Frankfurt District Court. Among other things, this action seeks to unwind the tender of the plaintiff's shares in the Tender Offer and seeks compensation for damages suffered as a consequence of tendering shares in the Tender Offer. Based on the information as available, the outcome of the foregoing proceedings cannot be predicted with certainty.

Guarantees

The Company has agreed to guarantee or indemnify third parties for environmental and other liabilities pursuant to a variety of agreements, including asset and business divestiture agreements, leases, settlement agreements, and various agreements with affiliated companies. Although many of these obligations contain monetary and/or time limitations, others do not provide such limitations.

The Company has accrued for all probable and reasonably estimable losses associated with all known matters or claims that have been brought to its attention (See Note 19).

These known obligations include the following:

Demerger Obligations

The Company has obligations to indemnify Hoechst for various liabilities under the Demerger Agreement as follows:

F-75

CELANESE CORPORATION AND SUBSIDIARIES NOTES TO CONSOLIDATED FINANCIAL STATEMENTS

- The Company agreed to indemnify Hoechst for environmental liabilities associated with contamination arising under 19 divestiture agreements entered into by Hoechst prior to the demerger.

The Company's obligation to indemnify Hoechst is subject to the following thresholds:

-

The Company will indemnify Hoechst against those liabilities up to €250 million (approximately \$340 million);

- Hoechst will bear those liabilities exceeding €250 million (approximately \$340 million), however the Company will reimburse Hoechst for one-third of those liabilities for amounts that exceed €750 million (approximately \$1,022 million) in the aggregate.

The Company's obligation regarding two agreements has been settled. The aggregate maximum amount of environmental indemnifications under the remaining divestiture agreements that provide for monetary limits is approximately €750 million (\$1,022 million). Three of the divested agreements do not provide for monetary limits.

Based on the estimate of the probability of loss under this indemnification, the Company had reserves of \$46 million as of December 31, 2004, for this contingency. Where the Company is unable reasonably to determine the probability of loss or estimate such loss under an indemnification, the Company has not recognized any related liabilities (See Note 19).

The Company has also undertaken in the Demerger Agreement to indemnify Hoechst to the extent that Hoechst is required to discharge liabilities, including tax liabilities, associated with businesses that were included in the demerger where such liabilities were not demerged, due to legal restrictions on the transfers of such items. These indemnities do not provide for any monetary or time limitations. The Company has not provided for any reserves associated with this indemnification. Neither the Company nor the Predecessor did not make any payments to Hoechst in the nine months ended December 31, 2004, the three months ended March 31, 2004 or the years ended December 31, 2003 and 2002 in connection with this indemnification.

Divestiture Obligations

The Company and its predecessor companies agreed to indemnify third party purchasers of former businesses and assets for various pre-closing conditions, as well as for breaches of representations, warranties and covenants. Such liabilities also include environmental liability, product liability, antitrust and other liabilities. These indemnifications and guarantees represent standard contractual terms associated with typical divestiture agreements and, other than environmental liabilities, the Company does not believe that they expose the Company to any significant risk.

The Company and the Predecessor have divested in the aggregate over 20 businesses, investments and facilities, through agreements containing indemnifications or guarantees to the purchasers. Many of the obligations contain monetary and/or time limitations, ranging from one year to 30 years, the aggregate amount of guarantees provided for under these agreements is approximately \$2.9 billion as of December 31, 2004. Other agreements do not provide for any monetary or time limitations.

Based on historical claims experience and its knowledge of the sites and businesses involved, the Company believes that it is adequately reserved for these matters. As of December 31, 2004, the Company has reserves in the aggregate of \$52 million for all such environmental matters.

Plumbing Insurance Indemnifications

CAG entered into agreements with insurance companies related to product liability settlements associated with Celcon[®] plumbing claims. These agreements, except those with insolvent insurance companies, require the Company to indemnify and/or defend these insurance companies in the event that third parties seek additional monies for matters released in these agreements. The indemnifications in these agreements do not provide for time limitations.

CELANESE CORPORATION AND SUBSIDIARIES NOTES TO CONSOLIDATED FINANCIAL STATEMENTS

In certain of the agreements, CAG received a fixed settlement amount. The indemnities under these agreements generally are limited to, but in some cases are greater than, the amount received in settlement from the insurance company. The maximum exposure under these indemnifications is \$95 million. Other settlement agreements have no stated limits.

There are other agreements whereby the settling insurer agreed to pay a fixed percentage of claims that relate to that insurer's policies. The Company has provided indemnifications to the insurers for amounts paid in excess of the settlement percentage. These indemnifications do not provide for monetary or time limitations.

The Company has reserves associated with these product liability claims. See *Plumbing Actions* above.

Other Obligations

- The Company is secondarily liable under a lease agreement pursuant to which the Company has assigned a direct obligation to a third party. The lease assumed by the third party expires on April 30, 2012. The lease liability for the period from January 1, 2005 to April 30, 2012 is estimated to be approximately \$55 million.
- The Company has agreed to indemnify various insurance carriers, for amounts not in excess of the settlements received, from claims made against these carriers subsequent to the settlement. The aggregate amount of guarantees under these settlements is approximately \$10 million, which is unlimited in term.

As indemnification obligations often depend on the occurrence of unpredictable future events, the future costs associated with them cannot be determined at this time. However, the Company were to incur additional charges for these matters, such charges may have a material adverse effect on the financial position, results of operations or cash flows of the Company in any given accounting period.

Other Matters

In the normal course of business, the Company enters into commitments to purchase goods and services over a fixed period of time. The Company maintains a number of "take-or-pay" contracts for the purchase of raw materials and utilities. As of December 31, 2004, there were outstanding future commitments of approximately \$935 million under take-or-pay contracts. The Company does not expect to incur any losses under these contractual arrangements. Additionally, as of December 31, 2004, there were outstanding commitments relating to capital projects of approximately \$41 million.

Celanese Ltd. and/or CNA Holdings, both U.S. subsidiaries of the Company, are defendants in approximately 800 asbestos cases as of December 31, 2004. Because many of these cases involve numerous plaintiffs, the Company is subject to claims significantly in excess of the number of actual cases. The Company has reserves for defense costs related to claims arising from these matters. The Company believes it does not have any significant exposure in these matters.

The Company entered into an agreement with Goldman, Sachs & Co. oHG, an affiliate of Goldman, Sachs & Co., on December 15, 2003 (the "Goldman Sachs Engagement Letter"), pursuant to which Goldman, Sachs & Co. oHG acted as the Company's financial advisor in connection with the tender offer. Pursuant to the terms of the Goldman Sachs Engagement Letter, in March 2004, Celanese AG paid Goldman, Sachs & Co. oHG a financial advisory fee equal to \$13 million and a discretionary bonus equal to \$5 million, upon consummation of the tender offer. In addition, Celanese AG agreed to reimburse Goldman, Sachs & Co. oHG for all its reasonable expenses and to indemnify Goldman, Sachs & Co. oHG and related persons for all direct damages arising in connection with Goldman Sachs Engagement Letter.

On July 31, 2003, a federal district court ruled that the formula used in International Business Machine Corporation's ("IBM") cash balance pension plan violated the age discrimination provisions of

CELANESE CORPORATION AND SUBSIDIARIES NOTES TO CONSOLIDATED FINANCIAL STATEMENTS

the Employee Retirement Income Security Act of 1974. The IBM decision, however, conflicts with the decisions from two other federal district courts and with the proposed regulations for cash balance plans issued by the Internal Revenue Service in December 2002. IBM has announced that it will appeal the decision to the United States Court of Appeals for the Seventh Circuit. The effect of the IBM decision on the Company's cash balance plan cannot be determined at this time.

28. Captive Insurance Companies

The Company consolidates two wholly-owned insurance companies (the "Captives"). The Captives are a key component of the Company's global risk management program as well as a form of self-insurance for property, liability and workers' compensation risks. The Captives issue insurance policies to the Company's subsidiaries to provide consistent coverage amid fluctuating costs in the insurance market and to lower long-term insurance costs by avoiding or reducing commercial carrier overhead and regulatory fees. The Captives issue insurance policies and coordinate claims handling services with third party service providers. They retain risk at levels approved by Management and obtain reinsurance coverage from third parties to limit the net risk retained. One of the Captives also insures certain third party risks. Third party premiums earned are shown below.

	Successor As of December 31, 2004	Predecessor As of December 31, 2003
(in \$ millions)		
Assets		
Reinsurance and losses receivable	164	205
Prepaid insurance premiums	25	28
Other current assets	28	47
Total current assets	217	280
Marketable securities	221	167
Other long-term assets	58	1
Total assets	496	448
Liabilities		
Insurance reserves and payables for third party and internal matters	115	145
Other current liabilities	12	10
Total current liabilities	127	155
Insurance loss reserves	144	171
Total liabilities	271	326
Equity	225	122
Total liabilities and equity	496	448

F-78

CELANESE CORPORATION AND SUBSIDIARIES NOTES TO CONSOLIDATED FINANCIAL STATEMENTS

	Successor Nine Months Ended December 31, 2004	Predecessor Three Months Ended March 31, 2004	Predecessor Year Ended Ended December 31, 2003	Predecessor Year Ended Ended December 31, 2002
(in \$ millions)				
Third party premiums	29	6	25	28
Losses	(28)	(8)	(25)	(39)
Interest income	7	2	6	6

Dividend income	24	2	43	19
Other income / (expense)	3	—	8	(7)
Income tax benefit / (expense)	(21)	7	(4)	(3)
Net income	<u>14</u>	<u>9</u>	<u>53</u>	<u>4</u>

The assets of the Captives consist primarily of marketable securities and reinsurance receivables. Marketable securities values are based on quoted market prices or dealer quotes. The carrying value of the amounts recoverable under the reinsurance agreements approximate fair value due to the short-term nature of these items.

The liabilities recorded by the Captives relate to the estimated risk of loss recorded by the Captives, which is based on management estimates and actuarial valuations, and unearned premiums, which represent the portion of the premiums written applicable to the unexpired terms of the policies in-force. The establishment of the provision for outstanding losses is based upon known facts and interpretation of circumstances influenced by a variety of factors. In establishing a provision, management considers facts currently known and the current state of laws and litigation where applicable. Liabilities are recognized for known claims when sufficient information has been developed to indicate involvement of a specific policy and management can reasonably estimate its liability. In addition, liabilities have been established to cover additional exposure on both known and unasserted claims. Estimates of the liabilities are reviewed and updated regularly. It is possible that actual results could differ significantly from the recorded liabilities.

The Captives use reinsurance arrangements to reduce their risk of loss. Reinsurance arrangements, however, do not relieve the Captives from their obligations to policyholders. Failure of the reinsurers to honor their obligations could result in losses to the Captives. The Captives evaluate the financial condition of their reinsurers and monitor concentrations of credit risk to minimize their exposure to significant losses from reinsurer insolvencies and establish allowances for amounts deemed uncollectible.

Premiums written are recognized as revenue based on the terms of the policies. Capitalization of the Captives is determined by regulatory guidelines.

F-79

CELANESE CORPORATION AND SUBSIDIARIES
NOTES TO CONSOLIDATED FINANCIAL STATEMENTS

29. Supplemental Cash Flow Information

	<u>Successor</u>	<u>Predecessor</u>		
	<u>Nine Months Ended December 31, 2004</u>	<u>Three Months Ended March 31, 2004</u>	<u>Year Ended December 31, 2003</u>	<u>Year Ended December 31, 2002</u>
	(in \$ millions)			
Cash paid for:				
Taxes, net of refunds	25	14	171	28
Interest, net of amounts capitalized	184	48	39	45
Noncash investing and financing activities:				
Fair value adjustment to securities available-for-sale, net of tax	(7)	7	4	3
Settlement of demerger liability, net of tax	3	—	44	7

30. Business and Geographical Segments

In the fourth quarter of 2003, the Predecessor realigned its business segments to reflect a change of how it managed the business and assesses performance. This change resulted from recent transactions, including completed and pending divestitures and the formation of a venture. A new segment, Chemical Products, was introduced and consists primarily of the former Acetyl Products and Chemical Intermediates segments. Additionally, legacy pension and other postretirement benefit costs associated with previously divested Hoechst businesses, which were historically allocated to the business segments, are reflected as part of Other Activities within the reconciliation column and a procurement subsidiary, which was previously recorded within the reconciliation column, is now reported within Chemical Products. Prior year amounts have been reclassified to conform to the current year presentation

F-80

CELANESE CORPORATION AND SUBSIDIARIES
NOTES TO CONSOLIDATED FINANCIAL STATEMENTS

Information with respect to the industry segments is as follows:

	<u>Chemical Products</u>	<u>Acetate Products</u>	<u>Ticona</u>	<u>Performance Products</u>	<u>Total Segments</u>	<u>Reconciliation</u>	<u>Consolidated</u>
	(in \$ millions)						
Successor							
As of and for the nine months ended December 31, 2004							
Sales to external customers	2,491	523	636	131	3,781	45	3,826
Inter-segment revenues	82	—	—	—	82	(82)	—
Operating profit (loss)	248	(11)	(12)	18	243	(165)	78
Operating margin ⁽¹⁾	9.6%	(2.1%)	(1.9%)	13.7%	6.3%	n.m.	2.0%
Earnings (loss) from continuing operations before tax and minority interests	265	(7)	26	15	299	(473)	(174)
Earnings (loss) from continuing operations before tax and minority interests as a percentage of net sales	10.3%	(1.3%)	4.1%	11.5%	7.7%	n.m.	(4.5%)
Depreciation and amortization	89	33	48	10	180	4	184
Capital expenditures	64	32	64	3	163	3	166
Special charges	(3)	(50)	(37)	—	(90)	(1)	(91)
Goodwill and intangible assets	326	214	464	143	1,147	—	1,147
Total assets	2,637	754	1,781	249	5,421	1,989	7,410
Predecessor							
For the three months ended March 31, 2004							
Sales to external customers	789	172	227	44	1,232	11	1,243
Inter-segment revenues	29	—	—	—	29	(29)	—
Operating profit (loss)	65	9	31	11	116	(64)	52
Operating margin ⁽¹⁾	7.9%	5.2%	13.7%	25.0%	9.2%	n.m.	4.2%
Earnings (loss) from continuing operations before tax and minority interests	64	9	45	11	129	(57)	72
Earnings (loss) from continuing operations before tax and minority interests as a percentage of net sales	7.8%	5.2%	19.8%	25.0%	10.2%	n.m.	5.8%

Depreciation and amortization	39	13	16	2	70	2	72
Capital expenditures	15	8	20	—	43	1	44
Special charges	(1)	—	(1)	—	(2)	(26)	(28)
As of and for the year ended December 31, 2003:							
Sales to external customers	2,968	655	762	169	4,554	49	4,603
Inter-segment revenues	97	—	—	—	97	(97)	—
Operating profit (loss)	138	13	122	(44)	229	(111)	118
Operating margin ⁽¹⁾	4.5%	2.0%	16.0%	(26.0%)	4.9%	n.m.	2.6%
Earnings (loss) from continuing operations before tax and minority interests	175	17	167	(44)	315	(119)	196
Earnings (loss) from continuing operations before tax and minority interests as a percentage of net sales	5.7%	2.6%	21.9%	(26.0%)	6.8%	n.m.	4.3%
Depreciation and amortization	157	66	57	7	287	7	294
Capital expenditures	109	39	56	2	206	5	211
Special charges	1	—	87	(95)	(7)	2	(5)
Goodwill and intangible assets	604	161	343	—	1,108	—	1,108
Total assets	2,762	714	1,472	172	5,120	1,694	6,814

F-81

**CELANESE CORPORATION AND SUBSIDIARIES
NOTES TO CONSOLIDATED FINANCIAL STATEMENTS**

	<u>Chemical Products</u>	<u>Acetate Products</u>	<u>Ticona</u>	<u>Performance Products</u>	<u>Total Segments</u>	<u>Reconciliation</u>	<u>Consolidated</u>
	(in \$ millions)						
For the year ended December 31, 2002:							
Sales to external customers	2,345	632	656	151	3,784	52	3,836
Inter-segment revenues	74	—	—	—	74	(74)	—
Operating profit (loss)	152	31	23	45	251	(78)	173
Operating margin ⁽¹⁾	6.3%	4.9%	3.5%	29.8%	6.5%	n.m.	4.5%
Earnings (loss) from continuing operations before tax and minority interests	161	43	35	45	284	(104)	180
Earnings (loss) from continuing operations before tax and minority interests as a percentage of net sales	6.7%	6.8%	5.3%	29.8%	7.4%	n.m.	4.7%
Depreciation and amortization	130	53	52	7	242	5	247
Capital expenditures	101	30	61	4	196	7	203
Special charges	2	—	(6)	—	(4)	9	5

(1) Defined as operating profit (loss) divided by net sales (which includes sales to external customers and intersegment revenues)

n.m. = not meaningful

Business Segments

Chemical Products primarily produces and supplies acetyl products, including acetic acid, vinyl acetate monomer and polyvinyl alcohol; specialty and oxo products, including organic solvents and other intermediates;

Acetate Products primarily produces and supplies acetate filament and acetate tow;

Ticona, the technical polymers segment, develops and supplies a broad portfolio of high performance technical polymers; and

Performance Products consists of Nutrinova, the high intensity sweetener and food protection ingredients business.

The segment management reporting and controlling systems are based on the same accounting policies as those described in the summary of significant accounting policies in Note 4. Celanese evaluates performance based on operating profit, net earnings (loss), cash flows and other measures of financial performance reported in accordance with U.S. GAAP.

Sales and revenues related to transactions between segments are generally recorded at values that approximate third-party selling prices. Revenues and long-term assets are allocated to countries based on the location of the business. Capital expenditures represent the purchase of property, plant and equipment.

The reconciliation column includes (a) operations of certain other operating entities and their related assets, liabilities, revenues and expenses, (b) the elimination of inter-segment sales, (c) assets and liabilities not allocated to a segment, (d) corporate center costs for support services such as legal, accounting and treasury functions and (e) interest income or expense associated with financing activities of the Company.

Additionally, the Company recognized special charges in the nine months ended December 31, 2004, the three months ended March 31, 2004 and the years ended December 31, 2003 and 2002 primarily related to restructuring costs and environmental and other costs associated with previously divested entities of Hoechst, and demerger costs (See Note 21).

Other operating entities consist of primarily ancillary businesses as well as companies which provide infrastructure services.

F-82

CELANESE CORPORATION AND SUBSIDIARIES NOTES TO CONSOLIDATED FINANCIAL STATEMENTS

The following table presents financial information based on the geographic location of Celanese's facilities:

	North America	Thereof USA	Thereof Canada	Thereof Mexico	Europe	Thereof Germany	Asia	Thereof Singapore	Rest of World	Consolidated
(in \$ millions)										
Successor										
As of and for the nine months ended December 31, 2004:										
Total assets	3,204	2,719	174	311	3,237	3,016	507	276	462	7,410
Property, plant and equipment, net	905	818	—	87	666	590	129	112	2	1,702
Operating profit (loss)	(30)	(32)	(8)	10	(15)	(46)	134	129	(11)	78
Net sales	1,788	1,327	211	250	1,528	1,256	465	419	45	3,826
Depreciation and amortization	99	74	17	8	76	74	9	9	—	184

Capital expenditures	100	95	2	3	56	47	10	2	—	166
Predecessor										
For the three months ended March 31, 2004:										
Operating profit (loss)	18	17	(1)	2	12	—	24	23	(2)	52
Net sales	576	439	66	71	518	416	138	123	11	1,243
Depreciation and amortization	39	32	3	4	26	23	7	7	—	72
Capital expenditures	24	21	1	2	16	15	4	1	—	44
As of and for the year ended December 31, 2003:										
Total assets	4,179	3,256	312	611	1,871	1,676	456	278	308	6,814
Property, plant and equipment, net	948	781	57	110	591	532	168	161	3	1,710
Operating profit (loss)	57	78	(16)	(5)	3	(40)	57	53	1	118
Net sales	2,156	1,656	236	264	1,891	1,510	509	457	47	4,603
Depreciation and amortization	181	148	14	19	86	77	27	27	—	294
Capital expenditures	108	89	8	11	98	91	5	2	—	211
For the year ended December 31, 2002:										
Operating profit (loss)	8	(67)	39	36	130	108	47	44	(12)	173
Net sales	1,911	1,501	176	234	1,450	1,170	433	391	42	3,836
Depreciation and amortization	170	139	8	23	50	46	27	27	—	247
Capital expenditures	104	89	6	9	98	92	1	1	—	203

31. Organizational Restructuring

In October 2004, Celanese Corporation and certain of its subsidiaries completed an organizational restructuring (the "Restructuring") pursuant to which the Purchaser effected, by giving a corresponding instruction under the Domination Agreement, the transfer of all of the shares of Celanese Americas Corporation ("CAC") from Celanese Holding GmbH, a wholly owned subsidiary of Celanese AG, to BCP Caylux, which resulted in BCP Caylux owning 100% of the equity of CAC and, indirectly, all of its assets, including subsidiary stock. This transfer was effected by CAG selling all outstanding shares in CAC for a €291 million note. This note eliminates in consolidation.

Following the transfer of CAC to BCP Caylux, (1) Celanese Holdings LLC contributed substantially all of its assets and liabilities (including all outstanding capital stock of BCP Caylux) to BCP Crystal in

CELANESE CORPORATION AND SUBSIDIARIES NOTES TO CONSOLIDATED FINANCIAL STATEMENTS

exchange for all outstanding capital stock of BCP Crystal and (2) BCP Crystal assumed certain obligations of BCP Caylux, including all rights and obligations of BCP Caylux under the senior credit facilities, the floating rate term loan and the senior subordinated notes. BCP Crystal, at its discretion, may subsequently cause the liquidation of BCP Caylux.

As a result of these transactions, BCP Crystal holds 100% of CAC's equity and, indirectly, all equity owned by CAC in its subsidiaries. In addition, BCP Crystal holds, indirectly, all of the outstanding common stock of Celanese AG held by the Purchaser and all of the wholly owned subsidiaries of the Company that guarantee BCP Caylux's obligations under the senior credit facilities guarantee the senior subordinated notes issued on June 8, 2004 and July 1, 2004 (see Note 16) on an unsecured senior subordinated basis.

32. Consolidating Guarantor Financial Information

In September 2004, Crystal US Holdings 3 LLC and Crystal US Sub 3 Corp (the "Issuers") both wholly owned subsidiaries of Celanese Corporation issued senior discount notes (the "Notes") for gross proceeds of \$513 million (See Note 16). Effective March 2005, Celanese Corporation (the "Parent Guarantor") guaranteed the Notes in March 2005 in order that the financial information required to be filed under the indenture can be filed by the Company rather than the Issuers. No other subsidiaries guaranteed these notes.

The Parent Guarantor was formed on February 24, 2004, and the Issuers were formed in September 2004. The Parent Guarantor and the Issuers held no assets and conducted no operations prior to the acquisition of the CAG Shares. The Parent Guarantor currently has no independent assets or operations. Accordingly, there is no financial information for the Parent Guarantor or the Issuers for the periods prior to the nine months ended December 31, 2004.

The following consolidating financial statements are presented in the provided form because: (i) the Issuers are wholly owned subsidiaries of the Parent Guarantor; (ii) the guarantee is considered to be full and unconditional, that is, if the Issuers fail to make a scheduled payment, the Parent Guarantor is obligated to make the scheduled payment immediately and, if they do not, any holder of notes may immediately bring suit directly against the Parent Guarantor for payment of all amounts due and payable.

Separate financial statements and other disclosures concerning the Parent Guarantor are not presented because management does not believe that such information is material to investors.

F-84

CELANESE CORPORATION AND SUBSIDIARIES CONSOLIDATED STATEMENTS OF OPERATIONS

	Successor				
	For the Nine Months Ended December 31, 2004				
	Parent Guarantor	Issuers	Non-Guarantor	Eliminations	Consolidated
	(in \$ millions)				
Net sales	—	—	3,826	—	3,826
Cost of sales	—	—	(3,092)	—	(3,092)
Selling, general and administrative expenses	—	—	(498)	—	(498)
Research and development expenses	—	—	(67)	—	(67)
Special charges:					
Insurance recoveries associated with plumbing cases	—	—	1	—	1
Restructuring, impairment and other special charges	—	—	(92)	—	(92)
Foreign exchange loss	—	—	(3)	—	(3)
Gain on disposition of assets	—	—	3	—	3
Operating profit	—	—	78	—	78
Equity in net earnings of affiliates	(203)	(72)	36	275	36
Interest expense	(47)	(15)	(240)	2	(300)
Interest income	—	—	26	(2)	24
Other income (expense), net	(3)	—	(9)	—	(12)
Earnings (loss) from continuing operations before tax and minority interests	(253)	(87)	(109)	275	(174)

Income tax provision	—	—	(70)	—	(70)
Earnings (loss) from continuing operations before minority interests	(253)	(87)	(179)	275	(244)
Minority interests	—	—	(8)	—	(8)
Earnings (loss) from continuing operations	(253)	(87)	(187)	275	(252)
Earnings (loss) from discontinued operations:					
Net earnings (loss) from discontinued operations	—	—	(2)	—	(2)
Income tax benefit	—	—	1	—	1
Earnings (loss) from discontinued operations	—	—	(1)	—	(1)
Net earnings (loss)	<u>(253)</u>	<u>(87)</u>	<u>(188)</u>	<u>275</u>	<u>(253)</u>

F-85

**CELANESE CORPORATION AND SUBSIDIARIES
CONSOLIDATED STATEMENTS OF OPERATIONS**

	Predecessor				
	For the Three Months Ended, March 31, 2004				
	Parent Guarantor	Issuers	Non-Guarantor	Eliminations	Consolidated
	(in \$ millions)				
Net sales	—	—	1,243	—	1,243
Cost of sales	—	—	(1,002)	—	(1,002)
Selling, general and administrative expenses	—	—	(137)	—	(137)
Research and development expenses	—	—	(23)	—	(23)
Special charges:					
Restructuring, impairment and other special charges	—	—	(28)	—	(28)
Gain (loss) on disposition of assets	—	—	(1)	—	(1)
Operating profit	—	—	52	—	52
Equity in net earnings of affiliates	—	—	12	—	12
Interest expense	—	—	(6)	—	(6)
Interest income	—	—	5	—	5
Other income (expense), net	—	—	9	—	9
Earnings (loss) from continuing operations before tax	—	—	72	—	72
Income tax provision	—	—	(17)	—	(17)
Earnings (loss) from continuing operations	—	—	55	—	55
Earnings (loss) from discontinued operations:					
Loss from operation of discontinued operations	—	—	(5)	—	(5)

Gain (loss) on disposal of discontinued operations	—	—	14	—	14
Income tax benefit	—	—	14	—	14
Earnings (loss) from discontinued operations	—	—	23	—	23
Net earnings (loss)	—	—	78	—	78

F-86

CELANESE CORPORATION AND SUBSIDIARIES
CONSOLIDATED STATEMENTS OF OPERATIONS

	Predecessor				
	For the Year Ended, December 31, 2003				
	Parent Guarantor	Issuers	Non-Guarantor	Eliminations	Consolidated
	(in \$ millions)				
Net sales	—	—	4,603	—	4,603
Cost of sales	—	—	(3,883)	—	(3,883)
Selling, general and administrative expenses	—	—	(510)	—	(510)
Research and development expenses	—	—	(89)	—	(89)
Special charges:					
Insurance recoveries associated with plumbing cases	—	—	107	—	107
Sorbates antitrust matters	—	—	(95)	—	(95)
Restructuring, impairment and other special charges	—	—	(17)	—	(17)
Foreign exchange loss	—	—	(4)	—	(4)
Gain (loss) on disposition of assets	—	—	6	—	6
Operating profit	—	—	118	—	118
Equity in net earnings of affiliates	—	—	35	—	35
Interest expense	—	—	(49)	—	(49)
Interest income	—	—	44	—	44
Other income (expense), net	—	—	48	—	48
Earnings (loss) from continuing operations before tax	—	—	196	—	196
Income tax provision	—	—	(53)	—	(53)
Earnings (loss) from continuing operations	—	—	143	—	143
Earnings (loss) from discontinued operations:					
Loss from operation of discontinued operations	—	—	(1)	—	(1)
Gain (loss) on disposal of discontinued operations	—	—	7	—	7
Earnings (loss) from discontinued operations	—	—	6	—	6
Cumulative effect of changes in accounting principles, net of tax effect	—	—	(1)	—	(1)

Net earnings (loss)	—	—	148	—	148
---------------------	---	---	-----	---	-----

F-87

**CELANESE CORPORATION AND SUBSIDIARIES
CONSOLIDATED STATEMENTS OF OPERATIONS**

	Predecessor				
	For the Year Ended, December 31, 2002				
	Parent Guarantor	Issuers	Non-Guarantor	Eliminations	Consolidated
	(in \$ millions)				
Net sales	—	—	3,836	—	3,836
Cost of sales	—	—	(3,171)	—	(3,171)
Selling, general and administrative expenses	—	—	(446)	—	(446)
Research and development expenses	—	—	(65)	—	(65)
Special charges:					
Restructuring, impairment and other special charges	—	—	5	—	5
Foreign exchange loss	—	—	3	—	3
Gain (loss) on disposition of assets	—	—	11	—	11
Operating profit	—	—	173	—	173
Equity in net earnings of affiliates	—	—	21	—	21
Interest expense	—	—	(55)	—	(55)
Interest income	—	—	18	—	18
Other income (expense), net	—	—	23	—	23
Earnings (loss) from continuing operations before tax	—	—	180	—	180
Income tax provision	—	—	(57)	—	(57)
Earnings (loss) from continuing operations	—	—	123	—	123
Earnings (loss) from discontinued operations:					
Loss from operations of discontinued operations	—	—	(43)	—	(43)
Gain on disposal of discontinued operations	—	—	14	—	14
Income tax benefit	—	—	56	—	56
Earnings (loss) from discontinued operations	—	—	27	—	27
Cumulative effect of changes in accounting principles, net of tax effect	—	—	18	—	18
Net earnings (loss)	—	—	168	—	168

F-88

CELANESE CORPORATION AND SUBSIDIARIES
CONSOLIDATED BALANCE SHEETS

	Successor				
	As of December 31, 2004				
	Parent Guarantor	Issuers	Non-Guarantor	Eliminations	Consolidated
	(in \$ millions)				
ASSETS					
Current assets:					
Cash and cash equivalents	—	—	838	—	838
Receivables, net:					
Trade receivables, net – third party and affiliates	—	—	866	—	866
Other receivables	—	—	678	(8)	670
Inventories	—	—	618	—	618
Deferred income taxes	—	—	71	—	71
Other assets			86		86
Assets of discontinued operations	—	—	2	—	2
Total current assets	—	—	3,159	(8)	3,151
Investments	—	406	600	(406)	600
Property, plant and equipment, net	—	—	1,702	—	1,702
Deferred income taxes	—	—	54	—	54
Other assets	7	12	739	(2)	756
Goodwill	—	—	747	—	747
Intangible assets, net	—	—	400	—	400
Total assets	7	418	7,401	(416)	7,410
LIABILITIES AND SHAREHOLDERS' EQUITY (DEFICIT)					
Current liabilities:					
Short-term borrowings and current installments of long-term debt – third party and affiliates	1	—	144	(1)	144
Accounts payable and accrued liabilities:					
Trade payables – third party and affiliates	—	—	722	—	722
Other current liabilities	7	—	888	(7)	888
Deferred income taxes	—	—	20	—	20
Income taxes payable	—	—	214	—	214
Liabilities of discontinued operations	—	—	7	—	7
Total current liabilities	8	—	1,995	(8)	1,995
Long-term debt	—	527	2,716	—	3,243
Deferred income taxes	—	—	256	—	256
Benefit obligations	—	—	1,000	—	1,000

Other liabilities	2	—	510	(2)	510
Share of subsidiary losses	109	—	—	(109)	—
Minority interests	—	—	518	—	518
Commitments and contingencies					
Shareholders' equity (deficit)	(112)	(109)	406	(297)	(112)
Total liabilities and shareholders' equity (deficit)	<u>7</u>	<u>418</u>	<u>7,401</u>	<u>(416)</u>	<u>7,410</u>

F-89

**CELANESE CORPORATION AND SUBSIDIARIES
CONSOLIDATED BALANCE SHEETS**

	Predecessor				
	As of December 31, 2003				
	Parent Guarantor	Issuers	Non- Guarantor	Eliminations	Consolidated
(in \$ millions)					
ASSETS					
Current assets:					
Cash and cash equivalents	—	—	148	—	148
Receivables, net:					
Trade receivables, net – third party and affiliates	—	—	722	—	722
Other receivables	—	—	589	—	589
Inventories	—	—	509	—	509
Deferred income taxes	—	—	67	—	67
Other assets	—	—	95	—	95
Assets of discontinued operations	—	—	164	—	164
Total current assets	<u>—</u>	<u>—</u>	<u>2,294</u>	<u>—</u>	<u>2,294</u>
Investments	—	—	561	—	561
Property, plant and equipment, net	—	—	1,710	—	1,710
Deferred income taxes	—	—	606	—	606
Other assets	—	—	535	—	535
Goodwill	—	—	1,072	—	1,072
Intangible assets, net	—	—	36	—	36
Total assets	<u>—</u>	<u>—</u>	<u>6,814</u>	<u>—</u>	<u>6,814</u>
LIABILITIES AND SHAREHOLDERS' EQUITY (DEFICIT)					
Current liabilities:					
Short-term borrowings and current installments of long-term debt – third party and affiliates	—	—	148	—	148
Accounts payable and accrued liabilities:					

Trade payables – third party and affiliates	—	—	590	—	590
Other current liabilities	—	—	919	—	919
Deferred income taxes	—	—	19	—	19
Income taxes payable	—	—	266	—	266
Liabilities of discontinued operations	—	—	30	—	30
Total current liabilities	—	—	1,972	—	1,972
Long-term debt	—	—	489	—	489
Deferred income taxes	—	—	99	—	99
Benefit obligations	—	—	1,165	—	1,165
Other liabilities	—	—	489	—	489
Minority interests	—	—	18	—	18
Commitments and contingencies					
Shareholders' equity (deficit)	—	—	2,582	—	2,582
Total liabilities and shareholders' equity (deficit)	—	—	6,814	—	6,814

F-90

**CELANESE CORPORATION AND SUBSIDIARIES
CONSOLIDATED STATEMENTS OF CASH FLOWS**

	Successor				
	For the Nine Months Ended December 31, 2004				
	Parent Guarantor	Issuers	Non- Guarantor	Eliminations	Consolidated
	(in \$ millions)				
Net cash (used in) provided by operating activities	(2)	—	(61)	—	(63)
Investing activities of continuing operations:					
Capital expenditures on property, plant and equipment	—	—	(166)	—	(166)
Investments in subsidiaries	—	—	—	—	—
Acquisition of Celanese AG, net of cash acquired	—	—	(1,564)	—	(1,564)
Fees associated with the acquisition of Celanese AG	—	—	(69)	—	(69)
Proceeds on sales of assets	—	—	31	—	31
Proceeds from sale of marketable securities	—	—	132	—	132
Purchases of marketable securities	—	—	(173)	—	(173)
Other, net	—	—	(1)	—	(1)
Net cash (used in) investing activities	—	—	(1,810)	—	(1,810)
Financing activities of continuing operations:					
Initial capitalization	—	—	641	—	641
Distribution to shareholder	(500)	—	—	—	(500)
Distribution from subsidiary	500	(500)	—	—	—

Issuance of mandatorily redeemable preferred shares	—	—	200	—	200
Repayment of mandatorily redeemable preferred shares	(221)	—	—	—	(221)
Borrowings under bridge loans	—	—	1,565	—	1,565
Repayment of bridge loans	—	—	(1,565)	—	(1,565)
Proceeds from issuance of senior subordinated and discount notes	—	513	1,475	—	1,988
Proceeds from floating rate term loan	—	—	350	—	350
Borrowings under senior credit facilities	—	—	608	—	608
Short-term borrowings, net of repayments	18	—	18	—	36
Payments of long-term debt.	—	—	(254)	—	(254)
Issuance/(purchase) of Celanese AG treasury shares	—	—	29	—	29
Issuance of preferred stock by consolidated subsidiary	—	—	15	—	15
Fees associated with financing	(25)	(13)	(167)	—	(205)
Dividend payments by Celanese AG	—	—	(1)	—	(1)
Loan to shareholder	227	—	(227)	—	—
Net cash (used in) provided by financing activities	(1)	—	2,687	—	2,686
Exchange rate effects on cash.	3	—	22	—	25
Net increase in cash and cash equivalents	—	—	838	—	838
Cash and cash equivalents at beginning of year	—	—	—	—	—
Cash and cash equivalents at end of period	—	—	838	—	838
Net cash provided by (used in) discontinued operations:					
Operating activities	—	—	1	—	1
Investing activities	—	—	(1)	—	(1)
Net cash provided by (used in) discontinued operations	—	—	—	—	—

F-91

**CELANESE CORPORATION AND SUBSIDIARIES
CONSOLIDATED STATEMENTS OF CASH FLOWS**

	Predecessor				
	For the Three Months Ended March 31, 2004				
	Parent Guarantor	Issuers	Non-Guarantor	Eliminations	Consolidated
	(in \$ millions)				
Net cash (used in) provided by operating activities	—	—	(107)	—	(107)
Investing activities of continuing operations:					
Capital expenditures on property, plant and equipment	—	—	(44)	—	(44)
Proceeds from disposal of discontinued operations	—	—	139	—	139
Proceeds from sale of marketable securities	—	—	42	—	42
Purchases of marketable securities	—	—	(42)	—	(42)
Other, net	—	—	1	—	1

Net cash provided by (used in) investing activities	—	—	96	—	96
Financing activities of continuing operations:					
Short-term borrowings, net of repayments	—	—	(16)	—	(16)
Payments of long-term debt	—	—	(27)	—	(27)
Net cash (used in) provided by financing activities	—	—	(43)	—	(43)
Exchange rate effects on cash					
Exchange rate effects on cash	—	—	(1)	—	(1)
Net increase in cash and cash equivalents	—	—	(55)	—	(55)
Cash and cash equivalents at beginning of year	—	—	148	—	148
Cash and cash equivalents at end of period	—	—	93	—	93
Net cash provided by (used in) discontinued operations:					
Operating activities	—	—	(139)	—	(139)
Investing activities	—	—	139	—	139
Net cash provided by (used in) discontinued operations	—	—	—	—	—

F-92

**CELANESE CORPORATION AND SUBSIDIARIES
CONSOLIDATED STATEMENTS OF CASH FLOWS**

	Predecessor				
	For the Year Ended December 31, 2003				
	Parent Guarantor	Issuers	Non-Guarantor	Eliminations	Consolidated
	(in \$ millions)				
Net cash (used in) provided by operating activities	—	—	401	—	401
Investing activities of continuing operations:					
Capital expenditures on property, plant and equipment	—	—	(211)	—	(211)
Acquisition of businesses and purchase of investment	—	—	(18)	—	(18)
Proceeds on sales of assets	—	—	10	—	10
Proceeds from disposal of discontinued operations	—	—	10	—	10
Proceeds from sale of marketable securities	—	—	202	—	202
Purchases of marketable securities	—	—	(265)	—	(265)
Other, net	—	—	(3)	—	(3)
Net cash (used in) investing activities	—	—	(275)	—	(275)
Financing activities of continuing operations:					
Short-term borrowings, net	—	—	(20)	—	(20)
Proceeds from long-term debt	—	—	61	—	61
Payments of long-term debt	—	—	(109)	—	(109)
Issuance/(purchase) of Celanese AG treasury shares	—	—	(15)	—	(15)
Dividend payments by Celanese AG	—	—	(25)	—	(25)

Net cash provided by financing activities	—	—	(108)	—	(108)
Exchange rate effects on cash	—	—	6	—	6
Net increase in cash and cash equivalents	—	—	24	—	24
Cash and cash equivalents at beginning of year	—	—	124	—	124
Cash and cash equivalents at end of period	—	—	148	—	148
Net cash provided by (used in) discontinued operations:					
Operating activities	—	—	(12)	—	(12)
Investing activities	—	—	12	—	12
Net cash provided by (used in) discontinued operations	—	—	—	—	—

F-93

**CELANESE CORPORATION AND SUBSIDIARIES
CONSOLIDATED STATEMENTS OF CASH FLOWS**

	Predecessor				
	For the Year Ended December 31, 2002				
	Parent Guarantor	Issuers	Non-Guarantor	Eliminations	Consolidated
	(in \$ millions)				
Net cash (used in) provided by operating activities	—	—	363	—	363
Investing activities of continuing operations:					
Capital expenditures on property, plant and equipment	—	—	(203)	—	(203)
Acquisition of businesses and purchases of investments	—	—	(131)	—	(131)
Proceeds on sales of assets	—	—	(12)	—	(12)
Proceeds from disposal of discontinued operations	—	—	206	—	206
Proceeds from sale of marketable securities	—	—	201	—	201
Purchases of marketable securities	—	—	(223)	—	(223)
Distributions from affiliates	—	—	39	—	39
Other, net	—	—	(16)	—	(16)
Net cash (used in) investing activities	—	—	(139)	—	(139)
Financing activities of continuing operations:					
Short-term borrowings, net	—	—	(141)	—	(141)
Proceeds from long-term debt	—	—	50	—	50
Payments of long-term debt	—	—	(53)	—	(53)
Issuance/(purchase) of Celanese AG treasury shares	—	—	(6)	—	(6)
Net cash provided by financing activities	—	—	(150)	—	(150)
Exchange rate effects on cash	—	—	7	—	7
Net increase in cash and cash equivalents	—	—	81	—	81
Cash and cash equivalents at beginning of year	—	—	43	—	43

Cash and cash equivalents at end of period	—	—	124	—	124
Net cash provided by (used in) discontinued operations:					
Operating activities	—	—	16	—	16
Investing activities	—	—	(17)	—	(17)
Investing activities	—	—	(2)	—	(2)
Net cash provided by (used in) discontinued operations	—	—	(3)	—	(3)

F-94

CELANESE CORPORATION AND SUBSIDIARIES
UNAUDITED CONSOLIDATED STATEMENTS OF OPERATIONS

	Successor Three Months Ended June 30, 2005	Successor Three Months Ended June 30, 2004
	(in \$ millions, except for share and per share data)	
Net sales	1,517	1,229
Cost of sales	(1,175)	(1,058)
Selling, general and administrative expenses	(136)	(125)
Research and development expenses	(23)	(22)
Special charges:		
Insurance recoveries associated with plumbing cases	4	2
Restructuring, impairment and other special charges	(31)	(1)
Foreign exchange gain (loss), net	(1)	—
Gain (loss) on disposition of assets, net	(3)	—
Operating profit	152	25
Equity in net earnings of affiliates.	12	18
Interest expense	(68)	(130)
Interest income	9	7
Other income (expense), net .	18	(24)
Earnings (loss) from continuing operations before tax and minority interests	123	(104)
Income tax provision	(43)	(10)
Earnings (loss) from continuing operations before minority interests	80	(114)
Minority interests	(13)	(10)
Earnings (loss) from continuing operations	67	(124)
Earnings (loss) from discontinued operations	—	(1)
Net earnings (loss) .	67	(125)
Cumulative undeclared preferred stock dividend	(2)	—
Net earnings (loss) available to common shareholders	65	(125)
Earnings (loss) per common share — basic:		
Continuing operations	0.41	(1.25)

Discontinued operations	—	(0.01)
Net earnings (loss) available to common shareholders	<u>0.41</u>	<u>(1.26)</u>
Earnings (loss) per common share — diluted:		
Continuing operations	0.39	(1.25)
Discontinued operations	—	(0.01)
Net earnings (loss) available to common shareholders	<u>0.39</u>	<u>(1.26)</u>
Weighted average shares — basic:	158,530,397	99,377,884
Weighted average shares — diluted:	170,530,397	99,377,884

See the accompanying notes to the unaudited interim consolidated financial statements.

F-95

CELANESE CORPORATION AND SUBSIDIARIES
UNAUDITED CONSOLIDATED STATEMENTS OF OPERATIONS

	Successor		Predecessor
	Six Months Ended June 30, 2005	Three Months Ended June 30, 2004	Three Months Ended March 31, 2004
	(in \$ millions, except for share and per share data)		
Net sales	3,026	1,229	1,243
Cost of sales	(2,300)	(1,058)	(1,002)
Selling, general and administrative expenses	(297)	(125)	(137)
Research and development expenses	(46)	(22)	(23)
Special charges:			
Insurance recoveries associated with plumbing cases	4	2	—
Restructuring, impairment and other special charges	(69)	(1)	(28)
Foreign exchange gain (loss), net	2	—	—
Gain (loss) on disposition of assets, net	(2)	—	(1)
Operating profit	318	25	52
Equity in net earnings of affiliates.	27	18	12
Interest expense	(244)	(130)	(6)
Interest income	24	7	5
Other income (expense), net	21	(24)	9
Earnings (loss) from continuing operations before tax and minority interests	146	(104)	72
Income tax provision	(51)	(10)	(17)
Earnings (loss) from continuing operations before minority interests	95	(114)	55
Minority interests	(38)	(10)	—
Earnings (loss) from continuing operations	57	(124)	55
Earnings (loss) from discontinued operations:			
Gain (loss) from operation of discontinued operations	—	—	(5)
Gain (loss) on disposal of discontinued operations	—	(1)	14

Income tax benefit (expense)	—	—	14
Earnings (loss) from discontinued operations	—	(1)	23
Net earnings (loss)	57	(125)	78
Cumulative declared and undeclared preferred stock dividend	(4)	—	—
Net earnings (loss) available to common shareholders	53	(125)	78
Earnings (loss) per common share — basic:			
Continuing operations	0.35	(1.25)	1.12
Discontinued operations	—	(0.01)	0.46
Net earnings (loss) available to common shareholders	0.35	(1.26)	1.58
Earnings (loss) per common share — diluted:			
Continuing operations	0.35	(1.25)	1.11
Discontinued operations	—	(0.01)	0.46
Net earnings (loss) available to common shareholders	0.35	(1.26)	1.57
Weighted average shares — basic:	150,182,788	99,377,884	49,321,468
Weighted average shares — diluted:	150,273,928	99,377,884	49,712,421

See the accompanying notes to the unaudited interim consolidated financial statements.

F-96

CELANESE CORPORATION AND SUBSIDIARIES
UNAUDITED CONSOLIDATED BALANCE SHEETS

	Successor	
	As of June 30, 2005	As of December 31, 2004
(in \$ millions)		
ASSETS		
Current assets:		
Cash and cash equivalents	959	838
Receivables		
Trade receivables, net — third party and affiliates, net of allowance for doubtful accounts of \$22 million as of June 30, 2005 and December 31, 2004:	955	866
Other receivables	523	670
Inventories	586	618
Deferred income taxes	75	71
Other assets	106	86
Assets of discontinued operations	3	2
Total current assets	3,207	3,151
Investments	543	600
Property, plant and equipment, net of accumulated depreciation of \$563 million and \$446 million as of June 30, 2005 and December 31, 2004, respectively	1,756	1,702
Deferred income taxes	36	54

Other assets	652	756
Goodwill	813	747
Intangible assets, net	389	400
Total assets	<u>7,396</u>	<u>7,410</u>
LIABILITIES AND SHAREHOLDERS' EQUITY (DEFICIT)		
Current liabilities:		
Short-term borrowings and current installments of long-term debt — third party and affiliates	140	144
Accounts payable and accrued liabilities:		
Trade payables — third party and affiliates	682	722
Other current liabilities	739	888
Deferred income taxes	14	20
Income taxes payable	230	214
Liabilities of discontinued operations	7	7
Total current liabilities	<u>1,812</u>	<u>1,995</u>
Long-term debt	3,253	3,243
Deferred income taxes	227	256
Benefit obligations	1,003	1,000
Other liabilities	452	510
Minority interests	523	518
Commitments and contingencies		
Shareholders' equity (deficit):		
Preferred stock, \$0.01 par value, 100,000,000 shares authorized and 9,600,000 issued and outstanding as of June 30, 2005	—	—
Series A common stock, \$0.0001 par value, 400,000,000 shares authorized and 158,544,801 issued and outstanding as of June 30, 2005. Series B common stock, \$0.0001 par value, 100,000,000 shares authorized and 99,377,884 issued as of December 31, 2004	—	—
Additional paid-in capital	350	158
Retained earnings (deficit)	(196)	(253)
Accumulated other comprehensive income (loss), net	(28)	(17)
Total shareholders' equity (deficit)	<u>126</u>	<u>(112)</u>
Total liabilities and shareholders' equity (deficit)	<u>7,396</u>	<u>7,410</u>

See the accompanying notes to the unaudited interim consolidated financial statements.

F-97

CELANESE CORPORATION AND SUBSIDIARIES
UNAUDITED CONSOLIDATED STATEMENTS OF SHAREHOLDERS' EQUITY (DEFICIT)

<u>Preferred Stock</u>	<u>Common Stock</u>	<u>Additional Paid-in Capital</u>	<u>Retained Earnings (Deficit)</u>	<u>Accumulated Other Comprehensive Income (Loss), Net</u>	<u>Treasury Stock</u>	<u>Total Shareholders' Equity (Deficit)</u>
------------------------	---------------------	-----------------------------------	------------------------------------	---	-----------------------	---

(in \$ millions)

Predecessor							
Balance at December 31, 2003	—	150	2,714	25	(198)	(109)	2,582
Comprehensive income (loss), net of tax:							
Net earnings (loss)	—	—	—	78	—	—	78
Other comprehensive income (loss):							
Unrealized gain (loss) on securities	—	—	—	—	7	—	7
Foreign currency translation	—	—	—	—	(46)	—	(46)
Other comprehensive income (loss)	—	—	—	—	(39)	—	(39)
Comprehensive income (loss)	—	—	—	—	—	—	39
Amortization of deferred compensation.	—	—	1	—	—	—	1
Balance at March 31, 2004	<u>—</u>	<u>150</u>	<u>2,715</u>	<u>103</u>	<u>(237)</u>	<u>(109)</u>	<u>2,622</u>

Successor							
Contributed capital	—	—	641	—	—	—	641
Comprehensive income (loss), net of tax:							
Net earnings (loss)	—	—	—	(125)	—	—	(125)
Other comprehensive income (loss):							
Unrealized gain (loss) on securities	—	—	—	—	(7)	—	(7)
Foreign currency translation	—	—	—	—	—	—	—
Unrealized gain (loss) on derivative contracts	—	—	—	—	(16)	—	(16)
Other comprehensive income (loss)	—	—	—	—	(23)	—	(23)
Comprehensive income (loss)	—	—	—	—	—	—	(148)
Indemnification of demerger liability	—	—	1	—	—	—	1
Balance at June 30, 2004	<u>—</u>	<u>—</u>	<u>642</u>	<u>(125)</u>	<u>(23)</u>	<u>—</u>	<u>494</u>

Successor							
Balance at December 31, 2004 .	—	—	158	(253)	(17)	—	(112)
Comprehensive income (loss), net of tax:							
Net earnings (loss)	—	—	—	57	—	—	57
Other comprehensive income (loss):							
Unrealized gain (loss) on securities	—	—	—	—	3	—	3
Foreign currency translation	—	—	—	—	(4)	—	(4)
Unrealized gain (loss) on derivative contracts	—	—	—	—	(10)	—	(10)
Other comprehensive income (loss)	—	—	—	—	(11)	—	(11)
Comprehensive income (loss)	—	—	—	—	—	—	46
Indemnification of demerger liability	—	—	2	—	—	—	2
Preferred stock dividend	—	—	(3)	—	—	—	(3)
Net proceeds from issuance of common stock	—	—	752	—	—	—	752
Net proceeds from issuance of preferred stock	—	—	233	—	—	—	233
Net proceeds from issuance of discounted common stock	—	—	12	—	—	—	12
Distribution to Series B shareholders	—	—	(804)	—	—	—	(804)
Balance at June 30, 2005	<u>—</u>	<u>—</u>	<u>350</u>	<u>(196)</u>	<u>(28)</u>	<u>—</u>	<u>126</u>

See the accompanying notes to the unaudited interim consolidated financial statements.

F-98

CELANESE CORPORATION AND SUBSIDIARIES
UNAUDITED CONSOLIDATED STATEMENTS OF CASH FLOWS

	Successor		Predecessor
	Six Months Ended June 30, 2005	Three Months Ended June 30, 2004	Three Months Ended March 31, 2004
(in \$ millions)			
Operating activities from continuing operations:			
Net earnings (loss)	57	(125)	78
(Earnings) loss from discontinued operations, net	—	1	(23)
Adjustments to reconcile net earnings (loss) to net cash provided by (used in) operating activities:			
Special charges, net of amounts used	3	(20)	20
Stock based compensation	—	1	2
Depreciation	100	68	69
Amortization of intangible and other assets	30	3	3
Amortization of deferred financing fees	35	73	—
Premium on early redemption of debt	74	—	—
Change in equity of affiliates	19	(12)	3
Deferred income taxes	(18)	(19)	(12)
(Gain) loss on disposition of assets, net	2	—	—
(Gain) loss on foreign currency, net	42	19	(26)
Minority interest	38	10	—
Changes in operating assets and liabilities:			
Trade receivables, net — third party and affiliates	(115)	6	(89)
Other receivables	53	(30)	(42)
Prepaid expenses	(21)	20	14
Inventories	26	49	(11)
Trade payables — third party and affiliates	(30)	(18)	(6)
Benefit obligations and other liabilities	(159)	(138)	(118)
Income taxes payable	42	22	38
Other, net	12	(17)	(7)
Net cash provided by (used in) operating activities	190	(107)	(107)
Investing activities from continuing operations:			
Capital expenditures on property, plant and equipment	(86)	(50)	(44)
Acquisition of CAG, net of cash acquired	(6)	(1,531)	—
Fees associated with acquisitions	(10)	(67)	—
Acquisition of Vinamul	(208)	—	—
Proceeds from sale of assets	14	1	—
Net proceeds from disposal of discontinued operations	75	—	139

Proceeds from sale of marketable securities	141	27	42
Purchases of marketable securities	(59)	(28)	(42)
Other, net	1	(1)	1
Net cash provided by (used in) investing activities	(138)	(1,649)	96

F-99

CELANESE CORPORATION AND SUBSIDIARIES
UNAUDITED CONSOLIDATED STATEMENTS OF CASH FLOWS (Continued)

	<u>Successor</u>		<u>Predecessor</u>
	<u>Six Months Ended June 30, 2005</u>	<u>Three Months Ended June 30, 2004</u>	<u>Three Months Ended March 31, 2004</u>
(in \$ millions)			
Financing activities from continuing operations:			
Initial capitalization	—	641	—
Issuance of mandatorily redeemable preferred stock	—	200	—
Borrowings under bridge loans	—	1,565	—
Repayment of bridge loans	—	(1,565)	—
Proceeds from issuance of senior subordinated notes	—	1,244	—
Redemption of senior subordinated notes, including related premium	(572)	—	—
Proceeds from floating rate term loan	—	350	—
Repayment of floating rate term loan, including related premium	(354)	—	—
Borrowings under term loan facility	1,135	389	—
Proceeds from issuance of common stock, net	752	—	—
Proceeds from issuance of preferred stock, net	233	—	—
Proceeds from issuance of discounted common stock	12	—	—
Redemption of senior discount notes, including related premium	(207)	—	—
Distribution to Series B shareholders	(804)	—	—
Short-term borrowings (repayments), net	(26)	7	(16)
Proceeds (payments) from other long term debt, net	9	(177)	(27)
Issuance of preferred stock by consolidated subsidiary		15	—
Fees associated with financings	(7)	(170)	—
Dividend payments	(3)	(1)	—
Net cash provided by (used in) financing activities	168	2,498	(43)
Exchange rate effects on cash	(99)	(26)	(1)
Net increase (decrease) in cash and cash equivalents	121	716	(55)
Cash and cash equivalents at beginning of period	838	—	148
Cash and cash equivalents at end of period	<u>959</u>	<u>716</u>	<u>93</u>
Net cash provided by (used in) discontinued operations:			
Operating activities	(75)	—	(139)
Investing activities	75	—	139
Financing activities	—	—	—
Net cash provided by (used in) discontinued operations	<u>—</u>	<u>—</u>	<u>—</u>

CELANESE CORPORATION AND SUBSIDIARIES
NOTES TO THE UNAUDITED INTERIM CONSOLIDATED
FINANCIAL STATEMENTS

1. Description of the Company and Basis of Presentation

Description of the Company

Celanese Corporation and its subsidiaries (collectively the "Company" or the "Successor") is a global industrial chemicals company, primarily comprising the former business of Celanese AG and its subsidiaries ("CAG" or the "Predecessor"). The Company's business involves processing chemical raw materials, such as ethylene and propylene, and natural products, including natural gas and wood pulp, into value-added chemicals and chemical-based products.

Basis of Presentation

The results of operations and cash flows and related disclosures for periods prior to April 1, 2004 (a convenience date for the April 6, 2004 acquisition date), the effective date of the acquisition of CAG (the "Effective Date"), are presented as those of the Predecessor. The financial position, results of operations and cash flows and related disclosures subsequent to the Effective Date, are presented as those of the Successor.

The unaudited interim consolidated financial statements of the Successor as of and for the three and six months ended June 30, 2005, for the three months ended June 30, 2004 and as of December 31, 2004 reflect the acquisition of CAG under the purchase method of accounting in accordance with Financial Accounting Standards Board ("FASB") Statement of Financial Accounting Standards ("SFAS") No. 141, *Business Combinations*.

In the opinion of management, the unaudited interim consolidated financial statements contain all adjustments (consisting only of normal recurring adjustments) necessary for a fair presentation of the financial position, results of operations, and cash flows of the Company and the Predecessor. Certain information and footnote disclosures normally included in financial statements prepared in accordance with accounting principles generally accepted in the United States ("U.S. GAAP") have been condensed or omitted in accordance with rules and regulations of the Securities and Exchange Commission ("SEC"). These unaudited interim consolidated financial statements should be read in conjunction with the Celanese Corporation and Subsidiaries consolidated financial statements as of and for the nine months ended December 31, 2004, as filed with the SEC on Form 10-K.

Operating results for the three and six months ended June 30, 2005 and for the three months ended June 30, 2004 and March 31, 2004 are not necessarily indicative of the results to be expected for the entire year. The results of the Successor are not comparable to the results of the Predecessor due to the difference in the basis of presentation of purchase accounting as compared to historical cost.

The preparation of consolidated financial statements in conformity with U.S. GAAP requires management to make estimates and assumptions that affect the reported amounts of assets and liabilities, disclosure of contingent assets and liabilities at the date of the consolidated financial statements and the reported amounts of revenues, expenses and allocated charges during the reporting period. The more significant estimates pertain to purchase accounting, allowance for doubtful accounts, inventory allowances, impairments of intangible assets and other long-lived assets, restructuring costs and other special charges, income taxes, pension and other postretirement benefits, asset retirement obligations, environmental liabilities and loss contingencies, among others. Actual results could differ from those estimates.

The Company has reclassified certain prior period amounts to conform to the current period's presentation.

2. Acquisition of Celanese AG (the "Acquisition")

On April 6, 2004, Celanese Europe Holding GmbH & Co. KG (the "Purchaser"), an indirect wholly owned

CELANESE CORPORATION AND SUBSIDIARIES
NOTES TO THE UNAUDITED INTERIM CONSOLIDATED
FINANCIAL STATEMENTS (Continued)

shares, excluding treasury shares ("CAG Shares"), pursuant to a voluntary tender offer commenced in February 2004 (the "Acquisition"). The CAG Shares were acquired at a price of €32.50 per share or an aggregate purchase price of \$1,693 million, including direct acquisition costs of approximately \$69 million. During the nine months ended December 31, 2004 and the six months ended June 30, 2005, the Purchaser acquired additional CAG Shares for a purchase price of \$33 million and \$6 million, respectively. As of June 30, 2005 and December 31, 2004, the Purchaser's ownership percentage remained at approximately 84%. The additional CAG Shares were acquired pursuant to a mandatory offer commenced in September 2004 that will expire on December 1, 2005, unless further extended.

Recent Purchases of CAG Shares

In August 2005, we acquired approximately 5.9 million, or approximately 11.8%, of the outstanding CAG Shares from two shareholders of CAG for the aggregate consideration of approximately €302 million (\$30 million). In addition, we also paid to such shareholders an additional purchase price of approximately €12 million (\$15 million) in consideration for the settlement of certain claims and for such shareholders agreeing to, among other things, (1) accept the shareholders' resolutions passed at the extraordinary general meeting of CAG held on July 30 and 31, 2004 and the annual general meeting of CAG held on May 19 and 20, 2005, (2) to acknowledge the legal effectiveness of the domination and profit and loss transfer agreement, (3) irrevocably withdraw and abandon all actions, applications and appeals each brought or joined in legal proceedings related to, among other things, challenging the effectiveness of the Domination Agreement and amount of fair cash compensation offered by Purchaser in the mandatory offer required by Section 305(1) of the German Stock Corporation Act, (4) refrain from acquiring any CAG Shares or any other investment in CAG, and (5) refraining from taking any future legal action with respect to shareholder resolutions or corporate actions of CAG. We paid the aggregate consideration of €314 million (\$384 million) for the additional CAG Shares that we acquired from such shareholders and for the agreements described above using available cash. We also announced that we would increase our offer to purchase any remaining outstanding CAG Shares to €51 per share (plus interest on €41.92 per share) for all minority shareholders that would accept the increased offer on or prior to September 29, 2005 and waive their rights to participate in an increase of the offer consideration as a result of the pending award proceedings. In addition, all shareholders who tendered their shares pursuant to the mandatory offer of €41.92 per share commenced in September 2004 and continuing as of the date of this prospectus, were entitled to claim the difference between the increased offer of €51 per share and the mandatory offer of €41.92 per share. Any shareholder who accepted the increased offer of €51 per share, or claimed the difference between the mandatory offer and the increased offer, was obligated to agree to waive its rights to participate in any possible future increase of the offer consideration as a result of the pending award proceedings. For minority shareholders who did not accept the increased offer on or prior to the September 29, 2005 expiration date, the terms of the original €41.92 per share mandatory offer will continue to apply. The mandatory offer will expire on December 1, 2005, unless further extended.

As of October 26, 2005, the Purchaser increased its ownership interest to approximately 98% of the outstanding CAG Shares.

Pro forma information

The following pro forma information for the six months ended June 30, 2004 was prepared as if the Acquisition had occurred as of the beginning of such period:

	Six Months Ended June 30, 2004
	(in \$ millions)
Net sales	2,472
Operating profit	115
Net earnings (loss)	(31)

Pro forma adjustments include adjustments for (1) purchase accounting, including (i) the application of purchase accounting to pension and other postretirement obligations (ii) the application of purchase accounting to property, plant and equipment and intangible assets, (2) adjustments for items directly related to the transaction, including (i) the impact of the additional pension contribution, (ii) fees incurred by the Company related to the Acquisition, and (iii) adjustments to interest expense to reflect the Company's new capital structure, and (3) corresponding adjustments to income tax expense.

The pro forma information is not necessarily indicative of the results that would have occurred had the Acquisition occurred as of the beginning of the period presented, nor is it necessarily indicative of future results.

3. *Domination Agreement and Organizational Restructuring*

Domination Agreement

On October 1, 2004, a domination and profit and loss transfer agreement (the "Domination Agreement") between Celanese AG and the Purchaser became operative. When the Domination Agreement became operative, the Purchaser became obligated to offer to acquire all outstanding CAG Shares from the minority shareholders of Celanese AG in return for payment of fair cash compensation. The amount of this fair cash compensation has been determined to be €41.92 per share, plus interest, in accordance with applicable German law. The Purchaser may elect, or be required, to pay a purchase price in excess of €41.92 to acquire the remaining outstanding CAG Shares. Any minority shareholder who elects not to sell its shares to the Purchaser will be entitled to remain a shareholder of CAG and to receive from the Purchaser a gross guaranteed fixed annual payment on its shares of €3.27 per CAG Share less certain corporate taxes in lieu of any future dividend. Beginning October 1, 2004, taking into account the circumstances and the tax rates at the time of entering into the Domination Agreement, the net guaranteed fixed annual payment would be €289 per share for a full fiscal year. As indicated in Note 2, pursuant to an agreement with two shareholders of CAG to acquire 5.9 million additional shares, the Company has, subject to certain conditions, increased its offer to acquire all remaining outstanding CAG Shares from all minority shareholders that accept the Mandatory Offer on or prior to September 29, 2005. This increased offer expired on September 29, 2005 (See Note 2). The net guaranteed fixed annual payment may, depending on applicable corporate tax rates, in the future be higher, lower or the same as €2.89 per share. For the three and six months ended June 30, 2005, a charge of \$7 million and \$15 million, respectively was recorded in Other income (expense), net for the anticipated guaranteed payment.

Beginning October 1, 2004, under the terms of the Domination Agreement, the Purchaser, as the dominating entity, among other things, is required to compensate Celanese AG for any statutory annual loss incurred by Celanese AG, the dominated entity, on a non-consolidated basis, at the end of the fiscal year when the loss was incurred. This obligation to compensate Celanese AG for annual losses will apply during the entire term of the Domination Agreement.

FINANCIAL STATEMENTS (Continued)

There is no assurance that the Domination Agreement will remain operative in its current form. If the Domination Agreement ceases to be operative, the Company will not be able to directly give instructions to the Celanese AG board of management. The Domination Agreement cannot be terminated by the Purchaser in the ordinary course until September 30, 2009. However, irrespective of whether a domination agreement is in place between the Company and Celanese AG, under German law Celanese AG is effectively controlled by the Company because of the Company's approximate 84% ownership of the outstanding CAG Shares. The Company does have the ability, through a variety of means, to utilize its controlling rights to, among other things, (1) cause a domination agreement to become operative; (2) use its ability, through its approximately 84% voting power at any shareholders' meetings of Celanese AG, to elect the shareholder representatives on the supervisory board and to thereby effectively control the appointment and removal of the members of the Celanese AG board of management; and (3) effect all decisions that an approximately 84% majority shareholder is permitted to make under German law. The controlling rights of the Company constitute a controlling financial interest for accounting purposes and result in the Company being required to consolidate CAG as of the date of acquisition.

Organizational Restructuring

In October 2004, Celanese Corporation and certain of its subsidiaries completed an organizational restructuring (the "Organizational Restructuring") pursuant to which the Purchaser effected, by giving a corresponding instruction under the Domination Agreement, the transfer of all of the shares of Celanese Americas Corporation ("CAC") from Celanese Holding GmbH, a wholly owned subsidiary of Celanese AG, to BCP Caylux Holdings Luxembourg S.C.A ("BCP Caylux"), which resulted in BCP Caylux owning 100% of the equity of CAC and, indirectly, all of its assets, including subsidiary stock. This transfer was effected by CAG selling all outstanding shares in CAC for a €291 million note. This note eliminates in consolidation.

Following the transfer of CAC to BCP Caylux, (1) Celanese Holdings contributed substantially all of its assets and liabilities (including all outstanding capital stock of BCP Caylux) to BCP Crystal US Holdings Corp. ("BCP Crystal") in exchange for all outstanding capital stock of BCP Crystal and (2) BCP Crystal assumed certain obligations of BCP Caylux, including all rights and obligations of BCP Caylux under the senior credit facilities, the floating rate term loan and the senior subordinated notes. BCP Crystal, at its discretion, may subsequently cause the liquidation of BCP Caylux.

As a result of these transactions, BCP Crystal holds 100% of CAC's equity and, indirectly, all equity owned by CAC in its subsidiaries. In addition, BCP Crystal holds, indirectly, all of the outstanding common stock of Celanese AG held by the Purchaser and all of the wholly owned subsidiaries of the Company that guarantee BCP Caylux's obligations under the senior credit facilities guarantee the senior subordinated notes issued on June 8, 2004 and July 1, 2004 (see Note 9) on an unsecured senior subordinated basis.

4. Initial Public Offering and Concurrent Financings

In January 2005, the Company completed an initial public offering of 50,000,000 shares of Series A common stock and received net proceeds of \$752 million after deducting underwriters' discounts and offering expenses of \$48 million. Concurrently, the Company received net proceeds of \$233 million from the offering of 9,600,000 shares of convertible perpetual preferred stock after deducting underwriters' discounts and offering expenses of \$7 million. A portion of the proceeds of the share offerings were used to redeem \$188 million of senior discount notes and \$521 million of senior subordinated notes, excluding early redemption premiums of \$19 million and \$51 million, respectively.

Subsequent to the closing of the initial public offering, the Company borrowed an additional \$1,135 million under the amended and restated senior credit facilities; a portion of which was used to

**CELANESE CORPORATION AND SUBSIDIARIES
NOTES TO THE UNAUDITED INTERIM CONSOLIDATED
FINANCIAL STATEMENTS (Continued)**

repay a \$350 million floating rate term loan, which excludes a \$4 million early redemption premium, and \$200 million of which was used as the primary financing for the February 2005 acquisition of the Vinamul business (see Notes 6 and 9). Additionally, the amended and restated senior credit facilities included a \$242 million

delayed draw term loan. The delayed draw facility expired unutilized in July 2005.

On April 7, 2005, the Company used the remaining proceeds of the initial public offering and concurrent financings to pay a special cash dividend to holders of the Company's Series B common stock of \$804 million, which was declared March 8, 2005. In addition, on March 9, 2005, the Company issued a 7,500,000 Series A common stock dividend to the Original Shareholders of its Series B common stock which was declared on March 8, 2005. Upon payment of the \$804 million dividend, all of the outstanding shares of Series B common stock converted automatically to shares of Series A common stock.

5. *Accounting Changes and New Accounting Pronouncements*

Accounting Changes

During 2004, the Predecessor changed its inventory valuation method of accounting for its US subsidiaries from the LIFO method to the FIFO method to conform to the Successor's accounting policy. The Predecessor's financial statements have been restated to reflect this change.

In March 2004, the Emerging Issues Task Force ("EITF") reached a consensus on Issue No. 03-01, *Other than Temporary Impairment*, which outlines the basic model to be used to evaluate whether an investment is impaired and sets the disclosure requirements for such investments. EITF Issue No. 03-01 is to be applied prospectively in periods beginning after June 15, 2004. The Company has applied the provisions of EITF Issue No. 03-01 in the current reporting period with no material impact on the Company's financial position or results of operations and cash flows for the six months ended June 30, 2005.

On December 8, 2003, the Medicare Prescription Drug, Improvement and Modernization Act of 2003 (the "Medicare Act") was signed into law. The Act introduces a prescription drug benefit under Medicare ("Medicare Part D") as well as a federal subsidy to sponsors of retiree health care benefit plans that provide a benefit that is at least actuarially equivalent to Medicare Part D. As of March 31, 2004, as permitted by FASB Staff Position ("FSP") 106-1, *Accounting and Disclosure Requirements Related to the Medicare Prescription Drug, Improvement and Modernization Act of 2003*, the Company deferred accounting for the effects of the Act in the measurement of its Accumulated Postretirement Benefit Obligation (APBO) and the effect to net periodic postretirement benefit costs. Specific guidance with respect to accounting for the effects of the Act was issued in FSP No. 106-2, *Accounting and Disclosure Requirements Related to the Medicare Prescription Drug, Improvement and Modernization Act of 2003*, and the Company has adopted the provisions of FSP No. 106-2 as of the Effective Date, and included any impact in the overall measurement of the liabilities of the U.S. postretirement medical plans in purchase accounting.

In March 2005, the FASB issued FSP No. FIN 46(R)-5, *Implicit Variable Interests under FASB Interpretation No. 46 (revised December 2003)*. FSP FIN 46(R)-5 addresses whether a reporting enterprise should consider whether it holds an implicit interest in a variable interest entity or potential variable interest entity when specific conditions exist. The provisions of FSP FIN 46(R)-5 are applicable for reporting periods beginning after March 3, 2005 (the Company's fiscal quarter ending June 30, 2005). FSP FIN 46(R)-5 did not have a material impact on the Company's consolidated financial statements for the three months ended June 30, 2005.

Recent Accounting Pronouncements

In May 2005, the FASB issued Statement of Financial Accounting Standards No. 154, *Accounting Changes and Error Corrections-A Replacement of APB Opinion No. 20 and FASB Statement No. 3*

CELANESE CORPORATION AND SUBSIDIARIES
NOTES TO THE UNAUDITED INTERIM CONSOLIDATED
FINANCIAL STATEMENTS (Continued)

("SFAS No. 154"). SFAS No. 154 requires retrospective application to prior periods financial statements for changes in accounting principle, unless it is impracticable to determine either the period-specific effects or the cumulative effect of the change. SFAS No. 154 also requires that retrospective application of a change in accounting principle be limited to the direct effects of the change. Indirect effects of a change in accounting principle, such as a change in non-discretionary profit-sharing payments resulting from an accounting change,

should be recognized in the period of the accounting change. SFAS No. 154 also requires that a change in depreciation, amortization, or depletion method for long-lived non-financial assets be accounted for as a change in accounting estimate affected by a change in accounting principle. SFAS No. 154 is effective for accounting changes and corrections of errors made in fiscal years beginning after December 15, 2005. Early adoption is permitted for accounting changes and corrections of errors made in fiscal years beginning after the date this Statement is issued. The Company is required to adopt the provision of SFAS No. 154, as applicable, beginning in the fiscal year ended December 31, 2006.

In June 2005, the FASB's Emerging Issues Task Force reached a consensus on Issue No. 05-6, *Determining the Amortization Period for Leasehold Improvements* ("EITF Issue No. 05-6"). The guidance requires that leasehold improvements acquired in a business combination or purchased subsequent to the inception of a lease be amortized over the lesser of the useful life of the assets or a term that includes renewals that are reasonably assured at the date of the business combination or purchase. The guidance is effective prospectively for leasehold improvements acquired in periods beginning after June 29, 2005.

In March 2005, FASB issued Interpretation No. 47, *Accounting for Conditional Asset Retirement Obligations – an interpretation of FASB Statement No. 143* ("FIN No. 47"). FIN No. 47 provides guidelines as to when a company is required to record a conditional asset retirement obligation. In general, an entity is required to recognize a liability for the fair value of a conditional asset retirement obligation if the fair value of the liability can be reasonably estimated. The fair value of a liability for the conditional asset retirement obligation should be recognized when incurred – generally upon acquisition, construction, or development and (or) through the normal operation of the asset. FIN No. 47 is effective no later than the end of fiscal years ending after December 15, 2005 (December 31, 2005, for calendar-year enterprises). The Company is still assessing the impact of FIN No. 47 on its future results of operations and financial position.

In December 2004, the FASB issued SFAS No. 153, *Exchanges of Nonmonetary Assets, an amendment of APB Opinion No. 29, Accounting for Nonmonetary Transactions*. The amendments made by SFAS No. 153 are based on the principle that exchanges of nonmonetary assets should be measured based on the fair value of the assets exchanged. Further, the amendments eliminate the narrow exception for nonmonetary exchanges of similar productive assets and replace it with a broader exception for exchanges of nonmonetary assets that do not have commercial substance. The statement is effective for nonmonetary asset exchanges occurring in fiscal periods beginning after June 15, 2005. Earlier application is permitted for nonmonetary asset exchanges occurring in fiscal periods beginning after the date of issuance. The provisions of this statement shall be applied prospectively. The Company is currently evaluating the potential impact of this statement.

In December 2004, the FASB revised SFAS No. 123, *Accounting for Stock Based Compensation* ("SFAS No. 123R"), which requires that the cost from all share-based payment transactions be recognized in the financial statements. In March 2005, the SEC issued Staff Accounting Bulletin No. 107 ("SAB 107") regarding the SEC's interpretation of SFAS 123R and the valuation of share-based payments for public companies. The SEC has deferred SFAS No. 123R until the first annual period beginning after June 15, 2005. Accordingly, the Company intends to comply with SFAS No. 123R beginning with the fiscal year commencing January 1, 2006. The Company is currently evaluating the potential impact of SFAS No. 123R, although it is anticipated that the adoption will have a negative impact on its results of operations.

F-106

CELANESE CORPORATION AND SUBSIDIARIES
NOTES TO THE UNAUDITED INTERIM CONSOLIDATED
FINANCIAL STATEMENTS (Continued)

In November 2004, the FASB issued SFAS No. 151, *Inventory Costs, amendment to ARB No. 43 Chapter 4* ("SFAS No. 151"), which clarifies the accounting for abnormal amounts of idle facility expense, freight, handling costs, and wasted material (spoilage). SFAS No. 151 is effective for fiscal years beginning after June 15, 2005. The Company is in the process of assessing the impact of SFAS No. 151 on its future results of operations and financial position.

In October 2004, the American Jobs Creation Act of 2004 (the "Act") was signed into law. Three of the more significant provisions of the Act relate to a one-time opportunity to repatriate foreign earnings at a reduced rate, manufacturing benefits for qualified production activity income and new requirements with respect to deferred compensation plans. The Company has not yet determined the impact, if any, of this Act on its future

results of operations or cash flows. Additionally, under new Section 409A of the Internal Revenue Code, created in connection with the Act, the U.S. Treasury Department is directed to issue regulations providing guidance and provide a limited period during which deferred compensation plans may be amended to comply with the requirements of Section 409A. When the regulations are issued, the Company may be required to make modifications to certain compensation plans to comply with Section 409A.

6. Acquisitions, Divestitures and Ventures

Acquisitions:

On April 6, 2004, the Company acquired CAG (See Notes 1 and 2).

In February 2005, the Company acquired Vinamul, the North American and European emulsion polymer business of Imperial Chemical Industries PLC ("ICI") for \$208 million. The Vinamul product line includes vinyl acetate-ethylene copolymers, vinyl acetate homopolymers and copolymers, and acrylic and vinyl acrylic emulsions. Vinamul operates manufacturing facilities in the United States, Canada, the United Kingdom, and The Netherlands. As part of the agreement, ICI will continue to supply Vinamul with starch, dextrin and other specialty ingredients following the acquisition. The Company will supply ICI with vinyl acetate monomer and polyvinyl alcohols. The supply agreements are for 15 years, and the pricing is based on market and other negotiated terms. The Company primarily financed this acquisition through borrowings of \$200 million under the amended and restated senior credit facilities (See Note 9). The Company has allocated the purchase price on the basis of its preliminary estimate of the fair value of the assets acquired and the liabilities assumed. The estimated fair value of the total assets, identified intangible assets, and goodwill were approximately \$280 million, \$16 million, and \$40 million, respectively. Pro forma financial information has not been provided as the acquisition did not have a material impact on the Company's results of operations.

In July 2005, the Company acquired Acetex Corporation ("Acetex") for \$270 million and assumed Acetex's \$247 million of debt, which is net of cash acquired of \$54 million. Acetex's operations include an acetyls business with plants in Europe and a North-American specialty polymers and film business. Acetex also previously concluded an agreement for a venture to build an acetyls complex in Saudi Arabia and has commenced the technical planning for this facility. The Company acquired Acetex using existing cash. The Company had Acetex exercise its option to redeem its 10 7/8% senior notes due 2009 totaling approximately \$265 million. The redemption was funded primarily with cash on hand and took place August 19, 2005. The redemption price was approximately \$280 million, which represents 105.438% of the outstanding principal amount, plus accrued and unpaid interest to August 19, 2005. On August 25, 2005, the Company repaid the remaining \$36 million of assumed debt with available cash.

Divestitures:

In July 2005, in connection with the Vinamul transaction, the Company agreed to sell its emulsion powders business to ICI for approximately \$25 million. This transaction included a supply agreement

CELANESE CORPORATION AND SUBSIDIARIES
NOTES TO THE UNAUDITED INTERIM CONSOLIDATED
FINANCIAL STATEMENTS (Continued)

whereby the Company will supply product to ICI for a period of up to fifteen years. Closing of the transaction occurred in September 2005. Net sales for the emulsion powders business for the six months ended June 30, 2005 were approximately \$25 million.

In February 2004, the Predecessor sold its acrylates business to The Dow Chemical Company ("Dow") for a sales price of approximately \$149 million, which resulted in a pre-tax gain of approximately \$14 million in the three months ended March 31, 2004. Dow acquired the Predecessor's acrylates business line, including inventory, intellectual property and technology for crude acrylic acid, glacial acrylic acid, ethyl acrylate, butyl acrylate, methyl acrylate and 2-ethylhexyl acrylate, as well as acrylates production assets at the Clear Lake, Texas facility. In related agreements, the Company provides certain contract manufacturing services to Dow, and Dow supplies acrylates to the Company for use in its emulsions production. Simultaneous with the sale, the Predecessor repaid an unrelated obligation of \$95 million to Dow. The acrylates business was part of the Predecessor's Chemical

business. As a result of this transaction, the assets, liabilities, revenues and expenses related to the acrylates product lines at the Clear Lake, Texas facility as well as the gain recorded on the sale are reflected as a component of discontinued operations in the consolidated financial statements in accordance with SFAS No. 144.

Discontinued operations of Chemical Products for the three months ended March 31, 2004 had net sales of \$21 million and an operating loss of \$5 million.

Ventures:

In April 2004, the Company and a group of investors led by Conduit Ventures Ltd. entered into a venture, Pemeas GmbH, which was formed to advance the commercialization of the Company's fuel cell technology. Pemeas GmbH is considered a variable interest entity as defined under FIN No. 46, The Company is deemed the primary beneficiary of this variable interest entity and, accordingly, consolidates this entity in its consolidated financial statements. In December 2004, the Company approved a plan to dispose of the Company's ownership interest in Pemeas GmbH.

7. Inventories

	As of June 30, 2005	As of December 31, 2004
(in \$ millions)		
Finished goods	442	470
Work-in-process	22	26
Raw materials and supplies	122	122
Total Inventories	<u>586</u>	<u>618</u>

As a result of the acquisition of Vinamul (see Note 6), the Company acquired inventory with a fair value of \$24 million, which includes \$1 million in capitalized manufacturing profit in inventory. The inventory was subsequently sold during the six months ended June 30, 2005.

F-108

**CELANESE CORPORATION AND SUBSIDIARIES
NOTES TO THE UNAUDITED INTERIM CONSOLIDATED
FINANCIAL STATEMENTS (Continued)**

8. Intangible Assets

Goodwill

	Chemical Products	Acetate Products	Ticona	Performance Products	Total
(in \$ millions)					
Predecessor					
Carrying value of goodwill as of December 31, 2003	568	161	343	—	1,072
Exchange rate changes	(2)	(1)	—	—	(3)
Carrying value of goodwill as of March 31, 2004	<u>566</u>	<u>160</u>	<u>343</u>	<u>—</u>	<u>1,069</u>
Successor					
Carrying value of goodwill as of December 31, 2004	193	180	290	84	747
Acquisition of Vinamul Polymers	40	—	—	—	40
Purchase accounting adjustments	8	2	8	2	20

Exchange rate changes	2	1	3	—	6
Carrying value of goodwill as of June 30, 2005	<u>243</u>	<u>183</u>	<u>301</u>	<u>86</u>	<u>813</u>

In connection with the acquisition of Vinamul (See Note 6), the Company has preliminarily allocated the purchase price to assets acquired and liabilities assumed primarily based on the historical cost of the business acquired. The excess of the purchase price over the amounts allocated to assets and liabilities is included in goodwill, and is preliminarily estimated to be \$40 million at June 30, 2005. The Company is in the process of determining the fair value of all assets acquired and liabilities assumed. The Company expects to finalize the purchase accounting for this transaction in 2005.

In the second quarter 2005, the Company increased goodwill \$20 million associated with purchase accounting adjustments related to the Acquisition. Included in this adjustment is a \$23 million increase to goodwill and the Company's minority interest liability associated with the organizational restructuring that occurred in October 2004 (See Note 2). As this represented an immaterial adjustment, prior periods have not been restated.

In connection with the acquisition of Vinamul Polymers, at the acquisition date, the Company began formulating a plan to exit or restructure certain activities. The Company has not completed this analysis, and as of June 30, 2005, has not recorded any liabilities associated with these activities. As the Company finalizes any plans to exit or restructure activities, it may record additional liabilities, for among other things, severance and severance related costs and such amounts could be material.

Other Intangible Assets

	<u>As of June 30, 2005</u>	<u>As of December 31, 2004</u>
	(in \$ millions)	
Trademarks and tradenames	68	68
Customer related intangible assets	365	365
Developed technology	9	9
Other intangible assets	10	—
Total intangible assets, gross	<u>452</u>	<u>442</u>
Less: accumulated amortization	(63)	(42)
Total intangible assets, net	<u>389</u>	<u>400</u>

Aggregate amortization expense charged against earnings for intangible assets with finite lives during the three months ended June 30, 2005 and June 30, 2004 totaled \$12 million and \$2 million, respectively. Aggregate amortization expense charged against earnings for intangible assets with finite lives during the six months ended June 30, 2005 and the three months ended June 30, 2004 and March 31, 2004 totaled \$24 million, \$1 million and \$2 million, respectively.

CELANESE CORPORATION AND SUBSIDIARIES
NOTES TO THE UNAUDITED INTERIM CONSOLIDATED
FINANCIAL STATEMENTS (Continued)

In connection with the acquisition of Vinamul, the Company entered into a five-year non-compete agreement with the seller. The contract has a preliminary fair value of \$10 million. In addition, the Company has identified other intangible assets with an estimated value of \$6 million. As the Company has not finalized its purchase price allocation, these amounts could change based on final valuations. In addition, other intangible assets may be identified.

9. Debt

	As of June 30, 2005	As of December 31, 2004
(in \$ millions)		
Short-term borrowings and current installments of long-term debt		
Current installments of long-term debt	49	15
Short-term borrowings from Affiliates	90	128
Other	1	1
Total short-term borrowings and current installments of long-term debt	<u>140</u>	<u>144</u>
Long-term debt		
Senior Credit Facilities:		
Term loan facility	1,725	624
Floating Rate Term Loan, due 2011	—	350
Senior Subordinated Notes 9.625%, due 2014	800	1,231
Senior Subordinated Notes 10.375%, due 2014	157	272
Senior Discount Notes 10.5%, due 2014	290	424
Senior Discount Notes 10%, due 2014	70	103
Term notes 7.125%, due 2009	14	14
Pollution control and industrial revenue bonds, interest rates ranging from 5.2% to 6.7%, due at various dates through 2030	191	191
Obligations under capital leases and other secured borrowings due at various dates through 2018	39	49
Other borrowings	16	—
Subtotal	3,302	3,258
Less: Current installments of long-term debt	49	15
Total long-term debt	<u>3,253</u>	<u>3,243</u>

In the six months ended June 30, 2005, the Company borrowed an additional \$1,135 million under the amended and restated senior credit facilities. A portion of these proceeds, coupled with the proceeds from the initial public offering, were used to repay a \$350 million floating rate term loan and redeem \$188 million of senior discount notes and \$521 million of senior subordinated notes, excluding early redemption premiums of \$4 million, \$19 million and \$51 million, respectively. In addition, \$200 million was used to finance the February 2005 acquisition of the Vinamul business.

Under the amended and restated facilities, the term loan facility increased to \$1,750 million (including €275 million), which matures in 2011. There was also a \$242 million delayed draw facility which expired unutilized in July 2005.

The revolving credit facility, through a syndication of banks, provides for borrowings of up to \$600 million, including the availability of letters of credit in U.S. dollars and euros and for borrowings on same-day notice.

In January 2005, the revolving credit facility was increased from \$380 million to \$600 million under the amended and restated senior credit facilities. The \$228 million credit-linked revolving facility, which matures in 2009, includes borrowing capacity available for letters of credit. As of June 30, 2005, there were \$215 million of letters of credit issued under the credit-linked revolving facility. As of June 30, 2005, \$613 million remained available for borrowing under the revolving credit facilities (taking into account letters of credit issued under the credit-linked revolving credit facility).

The Company is in compliance with all of its covenant agreements as of June 30, 2005.

Interest expense

The components of interest expense are as follows:

	<u>Successor</u>				<u>Predecessor</u>
	<u>Three Months Ended June 30, 2005</u>	<u>Three Months Ended June 30, 2004</u>	<u>Six Months Ended June 30, 2005</u>	<u>Three Months Ended June 30, 2004</u>	<u>Three Months Ended March 31, 2004</u>
(in \$ millions)					
Accelerated amortization of deferred financing costs on early redemption and prepayment of debt	—	71	28	71	—
Premium paid on early redemption of debt	—	—	74	—	—
Other interest expense	68	59	142	59	6
Total interest expense	<u>68</u>	<u>130</u>	<u>244</u>	<u>130</u>	<u>6</u>

10. Benefit Obligations

The components of net periodic benefit costs recognized and contributions made to the pension plans and benefit payments made to other postretirement obligations participants are as follows:

	<u>Defined Benefit Obligations</u>		<u>Other Postretirement Obligations</u>	
	<u>Successor</u>		<u>Successor</u>	
	<u>Three Months Ended June 30, 2005</u>	<u>Three Months Ended June 30, 2004</u>	<u>Three Months Ended June 30, 2005</u>	<u>Three Months Ended June 30, 2004</u>
(in \$ millions)				
Components of net periodic benefit cost for the				
Service cost	10	10	—	1
Interest cost	45	44	6	6
Expected return on plan assets	(49)	(43)	—	—
Recognized actuarial loss	—	1	—	—
Special termination benefit	—	1	—	—
Net periodic benefit cost	<u>6</u>	<u>13</u>	<u>6</u>	<u>7</u>

	<u>Stock</u>	<u>Common Stock</u>	<u>Common Stock</u>
	(number of shares)		
Balance as of December 31, 2004	—	—	99,377,884
Issuance of preferred stock	9,600,000	—	—
Issuance of common stock	—	51,666,917	—
Stock dividend	—	7,500,000	—
Conversion of Series B common stock to Series A common stock	—	99,377,884	(99,377,884)
Balance as of June 30, 2005	<u>9,600,000</u>	<u>158,544,801</u>	<u>—</u>

Funding for the Acquisition included equity investments from Blackstone Capital Partners (Cayman) Ltd. 1, Blackstone Capital Partners (Cayman) Ltd. 2, and Blackstone Capital Partners (Cayman) Ltd. 3 (collectively, "Blackstone") and BA Capital Investors Sidecar Fund, L.P. (and together with Blackstone, the "Original Shareholders").

On December 31, 2004, the capital structure of the Company consisted of 650,494 shares of Series B common stock, par value \$0.01 per share. In January 2005, the Company amended its certificate of incorporation and increased its authorized common stock to 500,000,000 shares and the Company effected a 152.772947 for 1 stock split for the outstanding shares of the Series B common stock. Accordingly, all Successor share information is effected for such stock split effective December 31, 2004.

As a result of the offering in January 2005, the Company now has \$240 million aggregate liquidation preference of outstanding preferred stock. Holders of the preferred stock are entitled to receive, when, as and if, declared by the Company's board of directors, out of funds legally available therefor, cash dividends at the rate of 4.25% per annum of liquidation preference, payable quarterly in arrears, commencing on May 1, 2005. Dividends on the preferred stock are cumulative from the date of initial issuance. Accumulated but unpaid dividends accumulate at an annual rate of 4.25%. The preferred stock is convertible, at the option of the holder, at any time into approximately 1.25 shares of Series A common stock per \$25.00 liquidation preference of preferred stock, subject to certain adjustments, and upon conversion will be recorded in shareholders' equity (deficit). As of June 30, 2005, the Company had \$2 million of accumulated but unpaid dividends, which have not been declared.

On March 8, 2005, the Company declared a special cash dividend to holders of the Company's Series B common stock of \$804 million, which was paid on April 7, 2005. Upon payment of the \$804 million dividend, all of the outstanding shares of Series B common stock converted automatically to shares of Series A common stock.

In addition, on March 9, 2005, the Company issued a 7,500,000 Series A common stock dividend to the Original Shareholders of its Series B common stock.

Other Comprehensive Income (Loss)

Other comprehensive income (loss) totaled \$(11) million, \$(23) million and \$(39) million, for the six months ended June 30, 2005, the three months ended June 30, 2004 and the three months ended March 31, 2004, respectively. These amounts were net of tax expense (benefit) of \$2 million, less than \$1 million and \$2 million, for the six months ended June 30, 2005, the three months ended June 30, 2004 and the three months ended March 31, 2004, respectively.

F-113

**CELANESE CORPORATION AND SUBSIDIARIES
NOTES TO THE UNAUDITED INTERIM CONSOLIDATED
FINANCIAL STATEMENTS (Continued)**

12. *Commitments and Contingencies*

The Company is involved in a number of legal proceedings, lawsuits and claims incidental to the normal conduct of our business, relating to such matters as product liability, antitrust, past waste disposal practices and release of chemicals into the environment. While it is impossible at this time to determine with certainty the ultimate outcome of these proceedings, lawsuits and claims, management believes that adequate provisions have been made and that the ultimate outcomes will not have a material adverse effect on our financial position, but

may have a material adverse effect on the results of operations or cash flows in any given accounting period.

The following disclosure should be read in conjunction with the Company's Annual Report on Form 10-K for the year ended December 31, 2004.

Plumbing Actions

CNA Holdings, Inc. ("CNA Holdings"), a U.S. subsidiary of Celanese, which included the U.S. business now conducted by the Ticona segment, along with Shell Oil Company ("Shell"), E.I. DuPont de Nemours and Company ("DuPont") and others, has been a defendant in a series of lawsuits, including a number of class actions, alleging that plastics manufactured by these companies that were utilized in the production of plumbing systems for residential property were defective or caused such plumbing systems to fail. Based on, among other things, the findings of outside experts and the successful use of Ticona's acetal copolymer in similar applications, CNA Holdings does not believe Ticona's acetal copolymer was defective or caused the plumbing systems to fail. In many cases CNA Holdings' exposure may be limited by invocation of the statute of limitations since CNA Holdings ceased selling the resin for use in the plumbing systems in site built homes during 1986 and in manufactured homes during 1990.

CNA Holdings has been named a defendant in ten putative class actions, as well as a defendant in other non-class actions filed in ten states, the U.S. Virgin Islands, and Canada. In these actions, the plaintiffs typically have sought recovery for alleged property damages and, in some cases, additional damages under the Texas Deceptive Trade Practices Act or similar type statutes. Damage amounts have not been specified.

In order to reduce litigation expenses and to provide relief to qualifying homeowners, in November 1995, CNA Holdings, DuPont and Shell Oil Company entered into national class action settlements, which have been approved by the courts. The settlements call for the replacement of plumbing systems of claimants who have had qualifying leaks, as well as reimbursements for certain leak damage. Furthermore, the three companies have agreed to fund these replacements and reimbursements up to \$950 million. As of June 30, 2005, the funding is \$1,073 million due to additional contributions and funding commitments made primarily by other parties. There are approximately ten additional pending lawsuits not discussed herein; however, these cases do not involve (either individually or in the aggregate) a large number of homes, and management does not expect the obligations arising from these lawsuits to have a material adverse effect on the Company.

In 1995, CNA Holdings and Shell Oil Company settled the claims relating to individuals in Texas owning a total of 110,000 property units, who are represented by a Texas law firm, for an amount that will not exceed \$170 million. These claimants are also eligible for a replumb of their homes in accordance with terms similar to those of the national class action settlement. CNA Holdings' and Shell Oil Company's contributions under this settlement were subject to allocation as determined by binding arbitration.

In addition, a lawsuit filed in November 1989 in Delaware Chancery Court, between CNA Holdings and various of its insurance companies relating to all claims incurred and to be incurred for the product liability exposure led to a partial declaratory judgment in CNA Holdings' favor. As a result, settlements have been reached with a majority of CNA Holdings' insurers specifying their responsibility for these claims.

F-114

CELANESE CORPORATION AND SUBSIDIARIES
NOTES TO THE UNAUDITED INTERIM CONSOLIDATED
FINANCIAL STATEMENTS (Continued)

In February 2005, CNA Holdings reached a settlement agreement through mediation with another insurer, pursuant to which the insurer paid CNA Holdings \$44 million in exchange for the release of certain claims against the policy with the insurer. This amount was recorded as a reduction of goodwill as of December 31, 2004 and was received during the six months ended June 30, 2005.

CNA Holdings has accrued its best estimate of its share of the plumbing actions. At June 30, 2005, the Company has remaining accruals of \$71 million for this matter. Management believes that the plumbing actions are adequately provided for in the Company's financial statements and that they will not have a material adverse effect on our financial position. However, if the Company were to incur an additional charge for this matter, such a charge would not be expected to have a material adverse effect on our financial position, but may have a material adverse effect on our results of operations or cash flows in any given accounting period. No assurance

can be given that the Company's litigation reserves will be adequate or that these reserves will fully recover claims under the Company's insurance policies.

The Company has reached settlements with CNA Holdings' insurers specifying their responsibility for these claims; as a result, the Company has recorded receivables relating to the anticipated recoveries from certain third party insurance carriers. These receivables are based on the probability of collection, an opinion of external counsel, the settlement agreements with the Company's insurance carriers whose coverage level exceeds the receivables and the status of current discussions with other insurance carriers. As of June 30, 2005, the Company has \$31 million of receivables related to a settlement with an insurance carrier. This receivable is discounted and recorded within other assets as it will be collected over the next three years.

Sorbates Antitrust Actions

In May 2002, the European Commission informed Hoechst of its intent to investigate officially the sorbates industry. In early January 2003, the European Commission served Hoechst, Nutrinova, Inc., a U.S. subsidiary of Nutrinova Nutrition Specialties & Food Ingredients GmbH, previously a wholly owned subsidiary of Hoechst, and a number of competitors with a statement of objections alleging unlawful, anticompetitive behavior affecting the European sorbates market. In October 2003, the European Commission ruled that Hoechst, Chisso Corporation, Daicel Chemical Industries Ltd., The Nippon Synthetic Chemical Industry Co. Ltd. and Ueno Fine Chemicals Industry Ltd. operated a cartel in the European sorbates market between 1979 and 1996. The European Commission imposed a total fine of €138 million, of which €99 million was assessed against Hoechst. The case against Nutrinova was closed. The fine against Hoechst is based on the European Commission's finding that Hoechst does not qualify under the leniency policy, is a repeat violator and, together with Daicel, was a co-conspirator. In Hoechst's favor, the European Commission gave a discount for cooperating in the investigation. Hoechst appealed the European Commission's decision in December 2003, and that appeal is still pending.

In addition, several civil antitrust actions by sorbates customers, seeking monetary damages and other relief for alleged conduct involving the sorbates industry, have been filed in U.S. state and federal courts naming Hoechst, Nutrinova, and our other subsidiaries, as well as other sorbates manufacturers, as defendants. Many of these actions have been settled and dismissed by the court. One private action, *Kerr v. Eastman Chemical Co. et al.*, previously pending in the Superior Court of New Jersey, Law Division, Gloucester County was dismissed in October 2005 for failure to prosecute. The plaintiff alleged violations of the New Jersey Antitrust Act and the New Jersey Consumer Fraud Act and sought unspecified damages. The only other private actions that had been still pending, *Freeman v. Daicel*, has been dismissed. The plaintiffs lost their appeal to the Supreme Court of Tennessee in August 2005 and have since filed a motion for leave.

In July 2001, Hoechst and Nutrinova entered into an agreement with the Attorneys General of 33 states, pursuant to which the statutes of limitations were tolled pending the states' investigations. This

F-115

CELANESE CORPORATION AND SUBSIDIARIES NOTES TO THE UNAUDITED INTERIM CONSOLIDATED FINANCIAL STATEMENTS (Continued)

agreement expired in July 2003. Since October 2002, the Attorneys General for several states filed suit on behalf of indirect purchasers in their respective states, all of which have been either settled or dismissed, except as noted below. The Nevada action has been dismissed as to Hoechst, Nutrinova and CAG, and a motion for reconsideration was denied. The New York action, *New York v. Daicel Chemical Industries Ltd., et al.* which was pending in the New York State Supreme Court, New York County, was dismissed in August 2005; however, it is still subject to appeal. In January 2005, Hoechst, Nutrinova, and other subsidiaries, as well as other sorbates manufacturers, entered into a settlement agreement with the Attorneys General of Connecticut, Florida, Hawaii, Maryland, South Carolina, Oregon and Washington before those states filed suit. Pursuant to the terms of the settlement agreement, the defendants agreed to refrain from engaging in anticompetitive conduct with respect to the sale or distribution of sorbates and pay approximately \$1 million to the states in satisfaction of all released claims.

Based on the advice of external counsel and a review of the existing facts and circumstances relating to the sorbates matter, including the status of government investigations, as well as civil claims filed and settled, the Company has remaining accruals of \$130 million. This amount is included in current liabilities at June 30, 2005

for the estimated loss relative to this matter. Although the outcome of the remaining foregoing proceedings and claims cannot be predicted with certainty, management's best estimate of the range of possible additional future losses and fines (in excess of amounts already accrued), including any that may result from the above noted governmental proceedings, as of June 30, 2005 is between \$0 and \$9 million. The estimated range of such possible future losses is management's best estimate based on the advice of external counsel taking into consideration potential fines and claims, both civil and criminal, that may be imposed or made in other jurisdictions.

Pursuant to the Demerger Agreement with Hoechst, Celanese AG was assigned the obligation related to the sorbates matter. However, Hoechst agreed to indemnify Celanese AG for 80 percent of any costs Celanese may incur relative to this matter. Accordingly, Celanese AG has recognized a receivable from Hoechst and a corresponding contribution of capital, net of tax, from this indemnification. As of June 30, 2005, the Company has receivables, recorded within other current assets, relating to the sorbates indemnification from Hoechst totaling \$104 million. Although the outcome of the foregoing proceedings and claims cannot be predicted with certainty, the Company believes that any resulting liabilities, net of amounts recoverable from Hoechst, will not, in the aggregate, have a material adverse effect on our financial position, but may have a material adverse effect on the results of operations or cash flows in any given period.

Acetic Acid Patent Infringement Matters

Celanese International Corporation v. China Petrochemical Development Corporation—Taiwan Kaohsiung District Court . On February 7, 2001, Celanese International Corporation filed a private criminal action for patent infringement against China Petrochemical Development Corporation, or CPDC, alleging that CPDC infringed Celanese International Corporation's patent covering the manufacture of acetic acid. This criminal action was subsequently converted to a civil action alleging damages against CPDC based on a period of infringement of five years, 1996-2000, and based on CPDC's own data and as reported to the Taiwanese securities and exchange commission. Celanese International Corporation's patent was held valid by the Taiwanese patent office. On August 31, 2005, a Taiwanese court ruled that CPDC infringed Celanese International Corporation's patent and awarded it approximately \$28 million. This judgment is still subject to appeal. The Company will not record income associated with this favorable judgement until cash is received.

Shareholder Litigation

During August 2004, nine actions were brought by minority shareholders against CAG in the Frankfurt District Court (*Landgericht*), all of which were consolidated in September 2004. Several

CELANESE CORPORATION AND SUBSIDIARIES NOTES TO THE UNAUDITED INTERIM CONSOLIDATED FINANCIAL STATEMENTS (Continued)

minority shareholders joined these proceedings via a third party intervention in support of the plaintiffs. The Purchaser joined the proceedings via a third party intervention in support of CAG.

Among other things, these actions request the court to set aside shareholder resolutions passed at the extraordinary general meeting held on July 30 and 31, 2004 based on allegations that include the alleged violation of procedural requirements and information rights of the shareholders.

In a related matter, twenty-seven minority shareholders filed lawsuits in May and June of 2005 in the Frankfurt District Court (*Landgericht*) contesting the shareholder resolutions passed at the annual general meeting held May 19-20, 2005, which confirmed the resolutions passed at the July 30-31, 2004 extraordinary general meeting. In conjunction with the acquisition of 5.9 million CAG Shares from two shareholders in August 2005, two of these lawsuits were withdrawn in August 2005. In May and June 2005, Celanese AG was served in three actions filed in the Frankfurt District Court (*Landgericht*) requesting that the court declare some or all of the shareholder resolutions passed at the extraordinary general meeting on July 30 and 31, 2004 null and void (*Nichtigkeitsklage*), based on allegations that certain formal requirements necessary in connection with the invitation to the extraordinary general meeting had been violated. The Frankfurt District Court (*Landgericht*) has suspended the proceedings regarding the resolutions passed at the July 30-31, 2004 extraordinary general meeting described above as long as the lawsuits contesting the confirmatory resolutions are pending.

Further, on August 2, 2004, two minority shareholders instituted public register proceedings with each of the Königstein Local Court (*Amtsgericht*) and the Frankfurt District Court (*Landgericht*), both with a view to have the registration of the Domination Agreement in the Commercial Register deleted (*Amtslöschungsverfahren*). These actions are based on an alleged violation of procedural requirements at the extraordinary general meeting, an alleged undercapitalization of the Purchaser and Blackstone and an alleged misuse of discretion by the competent court with respect to the registration of the Domination Agreement in the Commercial Register. In April 2005, the court of appeals rejected the demand by one shareholder for injunctive relief, and in June 2005 the Frankfurt District Court (*Landgericht*) ruled that it does not have jurisdiction over this matter. The claims in the Königstein Local Court (*Amtsgericht*) are still pending.

Based upon information available as of June 30, 2005, the outcome of the foregoing proceedings cannot be predicted with certainty. Except for certain challenges on limited grounds, the time period to bring forward challenges (*Anfechtungsklagen*) has expired.

The amounts of the fair cash compensation (*Abfindung*) and of the guaranteed fixed annual payment (*Ausgleich*) offered under the Domination Agreement may be increased in special award proceedings (*Spruchverfahren*) initiated by minority shareholders, which may further reduce the funds the Purchaser can otherwise make available to the Company. Several minority shareholders of CAG had initiated special award proceedings seeking the court's review of the amounts of the fair cash compensation (*Abfindung*) and of the guaranteed fixed annual payment (*Ausgleich*) offered under the Domination Agreement. As a result of these proceedings, the amount of the fair cash consideration and the guaranteed fixed annual payment offered under the Domination Agreement could be increased by the court so that all minority shareholders, including those who have already tendered their shares into the mandatory offer and have received the fair cash compensation could claim the respective higher amounts. This could reduce the funds the Purchaser can make available to the Company and its subsidiaries and, accordingly, diminish our ability to make payments on our indebtedness. However, the court dismissed all of these proceedings in March 2005 on the grounds of inadmissibility. The dismissal has been appealed.

In February 2005, a minority shareholder also brought a lawsuit against the Purchaser, as well as a former member of CAG's board of management and a former member of CAG's supervisory board, in the Frankfurt District Court (*Landgericht*). Among other things, this action seeks to unwind the

F-117

CELANESE CORPORATION AND SUBSIDIARIES
NOTES TO THE UNAUDITED INTERIM CONSOLIDATED
FINANCIAL STATEMENTS (Continued)

tender of the plaintiff's shares in the Acquisition and seeks compensation for damages suffered as a consequence of tendering such shares. The court ruled against the plaintiff in this matter in June 2005. The plaintiff appealed this decision with respect to the Purchaser and the former member of the CAG board of management; however, with respect to the former member of the CAG supervisory board, the plaintiff has withdrawn his appeal.

Based upon the information as available, the outcome of the foregoing proceedings cannot be predicted with certainty.

Guarantees

The Company has agreed to guarantee or indemnify third parties for environmental and other liabilities pursuant to a variety of agreements, including asset and business divestiture agreements, leases, settlement agreements, and various agreements with affiliated companies. Although many of these obligations contain monetary and/or time limitations, others do not provide such limitations.

The Company has accrued for all probable and reasonably estimable losses associated with all known matters or claims that have been brought to its attention.

These known obligations include the following:

Demerger Obligations

The Company has obligations to indemnify Hoechst for various liabilities under the Demerger Agreement as follows:

- The Company agreed to indemnify Hoechst for environmental liabilities associated with contamination arising under 19 divestiture agreements entered into by Hoechst prior to the demerger.

The Company's obligation to indemnify Hoechst is subject to the following thresholds:

- The Company will indemnify Hoechst against those liabilities up to €250 million;
- Hoechst will bear those liabilities exceeding €250 million, however the Company will reimburse Hoechst for one-third of those liabilities for amounts that exceed €750 million in the aggregate.

The Company's obligation regarding two agreements has been settled. The aggregate maximum amount of environmental indemnifications under the remaining divestiture agreements that provide for monetary limits is €750 million. Three of the divested agreements do not provide for monetary limits.

Based on the estimate of the probability of loss under this indemnification, the Company has reserves of \$36 million as of June 30, 2005, for this contingency. Where the Company is unable reasonably to determine the probability of loss or estimate such loss under an indemnification, the Company has not recognized any related liabilities.

The Company has also undertaken in the Demerger Agreement to indemnify Hoechst to the extent that Hoechst is required to discharge liabilities, including tax liabilities, associated with businesses that were included in the demerger where such liabilities were not demerged, due to legal restrictions on the transfers of such items. These indemnities do not provide for any monetary or time limitations. The Company has not provided for any reserves associated with this indemnification. Neither the Company nor the Predecessor made any payments to Hoechst in the six months ended June 30, 2005 or 2004, in connection with this indemnification.

Divestiture Obligations

The Company and its predecessor companies agreed to indemnify third party purchasers of former businesses and assets for various pre-closing conditions, as well as for breaches of

F-118

CELANESE CORPORATION AND SUBSIDIARIES NOTES TO THE UNAUDITED INTERIM CONSOLIDATED FINANCIAL STATEMENTS (Continued)

representations, warranties and covenants. Such liabilities also include environmental liability, product liability, antitrust and other liabilities. These indemnifications and guarantees represent standard contractual terms associated with typical divestiture agreements and, other than environmental liabilities, the Company does not believe that they expose the Company to any significant risk.

The Company and the Predecessor have divested in the aggregate over 20 businesses, investments and facilities, through agreements containing indemnifications or guarantees to the purchasers. Many of the obligations contain monetary and/or time limitations, ranging from one year to 30 years, the aggregate amount of guarantees provided for under these agreements is approximately \$2.9 billion as of June 30, 2005. Other agreements do not provide for any monetary or time limitations.

Based on historical claims experience and its knowledge of the sites and businesses involved, the Company believes that it is adequately reserved for these matters. As of June 30, 2005, the Company has reserves in the aggregate of \$46 million for all such environmental matters.

Plumbing Insurance Indemnifications

CAG entered into agreements with insurance companies related to product liability settlements associated with Celcon[®] plumbing claims. These agreements, except those with insolvent insurance companies, require the Company to indemnify and/or defend these insurance companies in the event that third parties seek additional monies for matters released in these agreements. The indemnifications in these agreements do not provide for time limitations.

In certain of the agreements, CAG received a fixed settlement amount. The indemnities under these

agreements generally are limited to, but in some cases are greater than, the amount received in settlement from the insurance company. The maximum exposure under these indemnifications is \$95 million. Other settlement agreements have no stated limits.

There are other agreements whereby the settling insurer agreed to pay a fixed percentage of claims that relate to that insurer's policies. The Company has provided indemnifications to the insurers for amounts paid in excess of the settlement percentage. These indemnifications do not provide for monetary or time limitations.

The Company has reserves associated with these product liability claims. See *Plumbing Actions* above.

Other Obligations

- The Company is secondarily liable under a lease agreement pursuant to which the Company has assigned a direct obligation to a third party. The lease assumed by the third party expires on April 30, 2012. The lease liability for the period from July 1, 2005 to April 30, 2012 is estimated to be approximately \$52 million.
- The Company has agreed to indemnify various insurance carriers, for amounts not in excess of the settlements received, from claims made against these carriers subsequent to the settlement. The aggregate amount of guarantees under these settlements is approximately \$10 million, which is unlimited in term.

As indemnification obligations often depend on the occurrence of unpredictable future events, the future costs associated with them cannot be determined at this time. However, the Company were to incur additional charges for these matters, such charges may have a material adverse effect on the financial position, results of operations or cash flows of the Company in any given accounting period.

Other Matters

As of June 30, 2005, Celanese Ltd. and/or CNA Holdings, Inc., both our U.S. subsidiaries, are defendants in approximately 680 asbestos cases. Because many of these cases involve numerous

F-119

CELANESE CORPORATION AND SUBSIDIARIES NOTES TO THE UNAUDITED INTERIM CONSOLIDATED FINANCIAL STATEMENTS (Continued)

plaintiffs, the Company is subject to claims significantly in excess of the number of actual cases. The Company has reserves for defense costs related to claims arising from these matters. The Company believes that there is not significant exposure related to these matters.

Under the transaction and monitoring fee agreement/sponsor services agreement, the Company has agreed to indemnify the Advisor and its affiliates and their respective partners, members, directors, officers, employees, agents and representatives for any and all losses relating to services contemplated by these agreements and the engagement of the Advisor pursuant to, and the performance by the Advisor or the services contemplated by, these agreements. The Company has also agreed under the transaction and monitoring fee agreement/sponsor services agreement to reimburse the Advisor and its affiliates for their expenses incurred in connection with the services provided under these agreements or in connection with their ownership or subsequent sale of Celanese Corporation stock (See Note 17).

On July 31, 2003, a federal district court ruled that the formula used in International Business Machine Corporation's ("IBM") cash balance pension plan violated the age discrimination provisions of the Employee Retirement Income Security Act of 1974. The IBM decision, however, conflicts with the decisions from two other federal district courts and with the proposed regulations for cash balance plans issued by the Internal Revenue Service in December 2002. IBM has announced that it will appeal the decision to the United States Court of Appeals for the Seventh Circuit. The effect of the IBM decision on the Company's cash balance plan cannot be determined at this time.

From time to time, certain of our foreign subsidiaries make sales of acetate, sweeteners and polymer

products to countries that are or have previously been subject to sanctions and embargoes imposed by the U.S. government and the United Nations. These countries include Iran, Sudan and Syria, three countries currently identified by the U.S. State Department as terrorist-sponsoring states and other countries that previously have been identified by the U.S. State Department as terrorist-sponsoring states, or countries sales to which have been regulated in connection with other foreign policy concerns. Some of these sales by our foreign subsidiaries may be in violation of regulations of the United States Treasury Department's Office of Foreign Assets Control, or OFAC or the United States Department of Commerce's Bureau of Industry and Security. In addition, we have recently discovered that two of our foreign subsidiaries made approximately \$180,000 of sales of emulsions to Cuba which were apparently in violation of OFAC regulations. Cuba is also currently identified by the U.S. State Department as a terrorist-sponsoring state. We have informed the U.S. Treasury Department and the U.S. Department of Commerce of both of these matters and are currently engaged in preliminary discussions with the Departments. Our inquiry into these transactions is continuing and the Departments' review of this matter is in a very preliminary stage. To the extent we violated any regulations with respect to the above or other transactions, we may be subject to fines or other sanctions, including possible criminal penalties, which may result in adverse business consequences. We do not expect these matters to have a material adverse effect on our financial position, results of operations and cash flows.

F-120

CELANESE CORPORATION AND SUBSIDIARIES
NOTES TO THE UNAUDITED INTERIM CONSOLIDATED
FINANCIAL STATEMENTS (Continued)

13. Special Charges

The components of special charges were as follows:

	Successor	
	Three Months Ended June 30, 2005	Three Months Ended June 30, 2004
	(in \$ millions)	
Employee termination benefits	(7)	(1)
Total Restructuring	(7)	(1)
Asset impairments	(24)	—
Insurance recoveries associated with plumbing cases	4	2
Total Special Charges	(27)	1

	Successor		Predecessor
	Six Months Ended June 30, 2005	Three Months Ended June 30, 2004	Three Months Ended March 31, 2004
	(in \$ millions)		
Employee termination benefits	(9)	(1)	(2)
Plant/office closures	(1)	—	—
Total Restructuring	(10)	(1)	(2)
Termination of advisor monitoring services	(35)	—	—
Asset impairments	(24)	—	—
Advisory services	—	—	(25)
Insurance recoveries associated with plumbing cases	4	2	—

Other	—	—	(1)
Total Special Charges	<u>(65)</u>	<u>1</u>	<u>(28)</u>

Asset impairments primarily consists of revised estimates related to the Company's decision to divest its Cyclo-olefin Copolymer ("COC") business.

F-121

CELANESE CORPORATION AND SUBSIDIARIES
NOTES TO THE UNAUDITED INTERIM CONSOLIDATED
FINANCIAL STATEMENTS (Continued)

The components of the restructuring reserves were as follows:

	Employee Termination Benefits	Plant/Office Closures	Total
(in \$ millions)			
Predecessor			
Restructuring reserve at December 31, 2003	28	21	49
Restructuring additions	2	—	2
Cash and noncash uses	(5)	(2)	(7)
Restructuring reserve at March 31, 2004	<u>25</u>	<u>19</u>	<u>44</u>
Successor			
Restructuring reserve at April 1, 2004	25	19	44
Purchase accounting adjustments	5	—	5
Restructuring additions	1	—	1
Cash and noncash uses	(2)	(3)	(5)
Restructuring reserve at June 30, 2004	<u>29</u>	<u>16</u>	<u>45</u>
Restructuring reserve at December 31, 2004	72	14	86
Purchase accounting adjustments	1	—	1
Restructuring additions	9	1	10
Cash and noncash uses	(21)	(6)	(27)
Currency translation adjustments	(1)	—	(1)
Restructuring reserve at June 30, 2005	<u>60</u>	<u>9</u>	<u>69</u>

14. Stock-based and Other Management Compensation Plans

In December 2004, the Company approved a stock incentive plan, which included executive officers, key employees and directors, a deferred compensation plan, which included executive officers and key employees, as well as other management incentive programs.

These stock incentive plans allows for the issuance or delivery of up to 16.25 million shares of the Company's Series A common stock through stock options and a discounted share program. In January 2005, options were initially granted at an exercise price equal to the initial public offering price. The options have a ten-year term with vesting terms pursuant to a schedule, with no vesting to occur later than the 8th anniversary of the date of the grant. Accelerated vesting depends on meeting specified performance targets. Of the 11.7 million stock options granted, 10.7 million are non-compensatory. The remaining 1.0 million options are subject to

variable plan accounting. Compensation expense related to these options was not material for the three and six months ended June 30, 2005. No options were forfeited or exercised during the six months ended June 30, 2005.

In December 2004, the Company granted rights to executive officers and key employees to purchase up to 1,797,386 shares of Series A common stock at a discount of \$8.80 per share. During the six months ended June 30, 2005, 1,666,917 shares have been purchased. As a result of this discounted share offering, the Company recorded a pre-tax non-cash charge of \$14 million, with a corresponding adjustment to additional paid-in capital within shareholders' equity (deficit) in the fourth quarter 2004. Compensation expense associated with the discounted shares was immaterial for the six months ended June 30, 2005.

F-122

CELANESE CORPORATION AND SUBSIDIARIES
NOTES TO THE UNAUDITED INTERIM CONSOLIDATED
FINANCIAL STATEMENTS (Continued)

The deferred compensation plan has an aggregate maximum amount payable of \$192 million. The initial component of the deferred compensation plan, totaling an aggregate of approximately \$27 million, vested in 2004 and was paid in the first quarter of 2005.

- ***Stock-based compensation***

As permitted by SFAS No. 123, *Accounting for Stock-Based Compensation* ("SFAS No. 123"), the Successor accounts for employee stock-based compensation in accordance with APB Opinion No. 25, *Accounting for Stock Issued to Employees* ("APB No. 25"), using an intrinsic value approach to measure compensation expense, if any.

For the three months ended March 31, 2004, the Predecessor accounted for stock options and similar equity instruments under the fair value method, which requires compensation cost to be measured at the grant date based on the value of the award.

The fair value of options granted in the six months ended June 30, 2005 under the Company's stock incentive plan was estimated at the date of grant using the Black Scholes option pricing model. The following weighted average assumptions were used:

Risk free interest rate	3.9%
Estimated life in years	6.7
Dividend yield	0.75%
Volatility	26%

The weighted average fair value of options granted was \$5.21 per option.

The following table illustrates the effect on net earnings (loss) and related per share amounts if the Successor had applied the fair value recognition provisions of SFAS No. 123 to stock-based employee compensation:

	<u>For the Three Months Ended June 30, 2005</u>		<u>For the Six Months Ended June 30, 2005</u>		
	Basic Earnings	Diluted Earnings		Basic Earnings	Diluted Earnings
Earnings (Loss)	Per Common Share	Per Common Share	Earnings (Loss)	Per Common Share	Per Common Share

(in \$ millions, except per share information)

Net earnings, as

reported	67	0.41	0.39	57	0.35	0.35
Less: stock-based compensation under SFAS No. 123	(4)	(0.03)	(0.02)	(6)	(0.04)	(0.04)
Pro forma net earnings	<u>63</u>	<u>0.38</u>	<u>0.37</u>	<u>51</u>	<u>0.31</u>	<u>0.31</u>

15. Income Taxes

Income taxes for the three and six months ended June 30, 2005 and the three months ended June 30, 2004, are recorded based on the estimated annual effective tax rate. As of June 30, 2005, the estimated annualized tax rate for 2005 is 35%, which is slightly less than the combination of the statutory rate and state income tax rates in the U.S. The estimated annual effective tax rate for 2005 reflects earnings in low tax jurisdictions, a valuation allowance for the tax benefit associated with projected U.S. losses (which includes the expenses associated with the early redemption of debt), and tax expense in certain non-U.S. jurisdictions.

F-123

CELANESE CORPORATION AND SUBSIDIARIES NOTES TO THE UNAUDITED INTERIM CONSOLIDATED FINANCIAL STATEMENTS (Continued)

For the three months ended June 30, 2004, a tax expense of \$10 million was recorded which resulted in a tax rate of negative 10%. This effective tax rate was primarily affected by the non-recognition of tax benefits associated with acquisition related expenses.

The Predecessor had an effective tax rate of 24% for the three months ended March 31, 2004, compared to the German statutory rate of 40%, which was primarily affected by earnings in low tax jurisdictions.

16. Business Segments

	Chemical Products	Ticona	Acetate Products	Performance Products	Total Segments	Reconciliation	Consolidated
	(in \$ millions)						
Successor							
For the six months ended June 30, 2005							
Sales to external customers	2,071	462	379	94	3,006	20	3,026
Inter-segment revenues	58	—	—	—	58	(58)	—
Operating profit	332	44	30	28	434	(116)	318
Earnings (loss) from continuing operations before tax and minority interests	342	73	32	26	473	(327)	146
Depreciation and amortization	73	29	18	6	126	4	130
Capital expenditures	44	23	14	3	84	2	86
For the three months ended June 30, 2005							
Sales to external customers	1,056	223	183	47	1,509	8	1,517
Inter-segment revenues	29	—	—	—	29	(29)	—
Operating profit	155	5	10	15	185	(33)	152
Earnings (loss) from continuing operations before tax and							

minority interests	149	22	12	14	197	(74)	123
Depreciation and amortization	39	14	9	3	65	2	67
Capital expenditures	26	9	9	1	45	1	46

For the three months ended June 30, 2004

Sales to external customers	780	220	173	45	1,218	11	1,229
Inter-segment revenues	28	—	—	—	28	(28)	—
Operating profit	36	11	10	2	59	(34)	25
Earnings (loss) from continuing operations before tax and minority interests	34	26	14	1	75	(179)	(104)
Depreciation and amortization	38	15	14	2	69	2	71
Capital expenditures	17	19	13	1	50	—	50

F-124

**CELANESE CORPORATION AND SUBSIDIARIES
NOTES TO THE UNAUDITED INTERIM CONSOLIDATED
FINANCIAL STATEMENTS (Continued)**

<u>Chemical Products</u>	<u>Ticona</u>	<u>Acetate Products</u>	<u>Performance Products</u>	<u>Total Segments</u>	<u>Reconciliation</u>	<u>Consolidated</u>
(in \$ millions)						

Predecessor

For the three months ended March 31, 2004

Sales to external customers	789	227	172	44	1,232	11	1,243
Inter-segment revenues	29	—	—	—	29	(29)	—
Operating profit	65	31	9	11	116	(64)	52
Earnings (loss) from continuing operations before tax and minority interests	64	45	9	11	129	(57)	72
Depreciation and amortization	39	16	13	2	70	2	72
Capital expenditures	15	20	8	—	43	1	44

17. Related Party Transactions

Upon closing of the Acquisition, the Company entered into a transaction and monitoring fee agreement with Blackstone Management Partners (the "Advisor"), an affiliate of the Blackstone Group (the "Sponsor"). Under the agreement, the Advisor agreed to provide monitoring services to the Company for a 12 year period. Also, the Advisor may receive additional compensation for providing investment banking or other advisory services provided to the Company by the Advisor or any of its affiliates in connection with any specific acquisition, divestiture, refinancing, recapitalization, or similar transaction. In connection with the completion of the initial public offering, the parties amended and restated the transaction and monitoring fee agreement to terminate the monitoring services and all obligations to pay future monitoring fees and paid the Advisor \$35 million. The Company also paid \$10 million to the Advisor for the 2005 monitoring fee. The transaction based agreement remains in effect.

In connection with the acquisition of Vinamul, the Company paid the Advisor a fee of \$2 million, which

was included in the computation of the purchase price for the acquisition. In connection with the acquisition of Acetex, the Company paid the Advisor an initial fee of \$1 million, which is included in Other assets. Additional fees of \$3 million were paid in August 2005 to the Advisor upon the successful completion of this acquisition. In addition, we agreed to pay the Advisor aggregate fees of approximately €3 million (\$4million) in connection with our acquisition of 5.9 million of additional CAG shares from two shareholders in August 2005.

In September 2005, the Company filed a Registration Statement on Form S-1 with the SEC on behalf of the Original Shareholders (the "Resale Offering") pursuant to the terms of the Amended and Restated Registration Rights Agreement ("Registration Rights Agreement"), dated as of January 26, 2005, between the Company and the Original Shareholders. Pursuant to the terms of the Registration Rights Agreement, the Company will pay certain of the fees and expenses incurred in connection with the Resale Offering, which the Company anticipates will be approximately \$1 million.

18. Consolidating Guarantor Financial Information

The following unaudited consolidating financial statement information is presented in the provided form because (i) the Issuers are wholly owned subsidiaries of the Parent Guarantor; (ii) the guarantee is considered to be full and unconditional, that is, if the Issuers fail to make a scheduled payment, the Parent Guarantor is obligated to make the scheduled payment immediately and, if they do not, any holder of notes may immediately bring suit directly against the Parent Guarantor for payment of all amounts due and payable. Separate financial statements and other disclosures concerning the Parent Guarantor are not presented because management does not believe that such information is material to investors.

F-125

CELANESE CORPORATION AND SUBSIDIARIES
NOTES TO THE UNAUDITED INTERIM CONSOLIDATED
FINANCIAL STATEMENTS (Continued)

UNAUDITED CONSOLIDATING STATEMENT OF OPERATIONS INFORMATION

	Successor				
	For the Six Months Ended June 30, 2005				
	Parent Guarantor	Issuer	Non-Guarantor	Eliminations	Consolidated
	(in \$ millions)				
Net sales	—	—	3,026	—	3,026
Cost of sales	—	—	(2,300)	—	(2,300)
Selling, general and administrative expenses	(5)	—	(292)	—	(297)
Research and development expenses	—	—	(46)	—	(46)
Special charges:					
Insurance recoveries associated with plumbing cases	—	—	4	—	4
Restructuring, impairment and other special charges	—	—	(69)	—	(69)
Foreign exchange gain (loss), net	—	—	2	—	2
Gain (loss) on disposition of assets	—	—	(2)	—	(2)
Operating profit	(5)	—	323	—	318
Equity in net earnings of affiliates	56	95	27	(151)	27
Interest expense	—	(45)	(199)	—	(244)
Interest income	6	—	18	—	24

Other income (expense), net	—	—	21	—	21
Earnings (loss) from continuing operations before tax and minority interests	57	50	190	(151)	146
Income tax provision	—	6	(57)	—	(51)
Earnings (loss) from continuing operations before minority interests	57	56	133	(151)	95
Minority interests	—	—	(38)	—	(38)
Earnings (loss) from continuing operations	57	56	95	(151)	57
Earnings (loss) from discontinued operations	—	—	—	—	—
Net earnings (loss)	<u>57</u>	<u>56</u>	<u>95</u>	<u>(151)</u>	<u>57</u>

F-126

CELANESE CORPORATION AND SUBSIDIARIES
NOTES TO THE UNAUDITED INTERIM CONSOLIDATED
FINANCIAL STATEMENTS (Continued)

UNAUDITED CONSOLIDATING STATEMENT OF OPERATIONS INFORMATION

	Successor				
	For the Three Months Ended June 30, 2005				
	Parent Guarantor	Issuer	Non-Guarantors	Eliminations	Consolidated
	(in \$ millions)				
Net sales	—	—	1,517	—	1,517
Cost of sales	—	—	(1,175)	—	(1,175)
Selling, general and administrative expenses	(2)	—	(134)	—	(136)
Research and development expenses	—	—	(23)	—	(23)
Special charges:					
Insurance recoveries associated with plumbing cases	—	—	4	—	4
Restructuring, impairment and other special charges	—	—	(31)	—	(31)
Foreign exchange gain (loss), net	—	—	(1)	—	(1)
Gain (loss) on disposition of assets	—	—	(3)	—	(3)
Operating profit	(2)	—	154	—	152
Equity in net earnings of affiliates	68	80	12	(148)	12
Interest expense	—	(9)	(59)	—	(68)
Interest income	1	—	8	—	9

Other income (expense), net	—	—	18	—	18
Earnings (loss) from continuing operations before tax and minority interests	67	71	133	(148)	123
Income tax provision	—	(3)	(40)	—	(43)
Earnings (loss) from continuing operations before minority interests	67	68	93	(148)	80
Minority interests	—	—	(13)	—	(13)
Earnings (loss) from continuing operations	67	68	80	(148)	67
Earnings (loss) from discontinued operations	—	—	—	—	—
Net earnings (loss)	<u>67</u>	<u>68</u>	<u>80</u>	<u>(148)</u>	<u>67</u>

F-127

CELANESE CORPORATION AND SUBSIDIARIES
NOTES TO THE UNAUDITED INTERIM CONSOLIDATED
FINANCIAL STATEMENTS (Continued)

UNAUDITED CONSOLIDATING STATEMENT OF OPERATIONS INFORMATION

	Successor				
	For the Three Months Ended June 30, 2004				
	Parent Guarantor	Issuer	Non-Guarantor	Eliminations	Consolidated
	(in \$ millions)				
Net sales	—	—	1,229	—	1,229
Cost of sales	—	—	(1,058)	—	(1,058)
Selling, general and administrative expenses	—	—	(125)	—	(125)
Research and development expenses	—	—	(22)	—	(22)
Special charges:					
Insurance recoveries associated with plumbing cases	—	—	2	—	2
Restructuring, impairment and other special charges	—	—	(1)	—	(1)
Operating profit	—	—	25	—	25
Equity in net earnings of affiliates	(116)	—	18	116	18
Interest expense	(6)	—	(124)	—	(130)
Interest income	—	—	7	—	7
Other income (expense), net	(3)	—	(21)	—	(24)
Earnings (loss) from continuing operations before tax and minority interests	(125)	—	(95)	116	(104)
Income tax provision	—	—	(10)	—	(10)

Earnings (loss) from continuing operations before minority interests	(125)	—	(105)	116	(114)
Minority interests	—	—	(10)	—	(10)
Earnings (loss) from continuing operations	(125)	—	(115)	116	(124)
Earnings (loss) from discontinued operations	—	—	(1)	—	(1)
Net earnings (loss)	<u>(125)</u>	<u>—</u>	<u>(116)</u>	<u>116</u>	<u>(125)</u>

F-128

CELANESE CORPORATION AND SUBSIDIARIES
NOTES TO THE UNAUDITED INTERIM CONSOLIDATED
FINANCIAL STATEMENTS (Continued)

UNAUDITED CONSOLIDATING STATEMENT OF OPERATIONS INFORMATION

	<u>Predecessor</u>				
	<u>For the Three Months Ended, March 31, 2004</u>				
	<u>Parent</u>	<u>Issuer</u>	<u>Non-Guarantor</u>	<u>Eliminations</u>	<u>Consolidated</u>
	<u>Guarantor</u>				
	(in \$ millions)				
Net sales	—	—	1,243	—	1,243
Cost of sales	—	—	(1,002)	—	(1,002)
Selling, general and administrative expenses	—	—	(137)	—	(137)
Research and development expenses	—	—	(23)	—	(23)
Special charges:					
Restructuring, impairment and other special charges	—	—	(28)	—	(28)
Gain (loss) on disposition of assets	—	—	(1)	—	(1)
Operating profit	—	—	52	—	52
Equity in net earnings of affiliates	—	—	12	—	12
Interest expense	—	—	(6)	—	(6)
Interest income	—	—	5	—	5
Other income (expense), net	—	—	9	—	9
Earnings (loss) from continuing operations before tax and minority interests	—	—	72	—	72
Income tax provision	—	—	(17)	—	(17)
Earnings (loss) from continuing operations before minority interests	—	—	55	—	55
Minority interests	—	—	—	—	—

Earnings (loss) from continuing operations	—	—	55	—	55
Earnings (loss) from discontinued operations	—	—	23	—	23
Net earnings (loss)	—	—	78	—	78

F-129

CELANESE CORPORATION AND SUBSIDIARIES
NOTES TO THE UNAUDITED INTERIM CONSOLIDATED
FINANCIAL STATEMENTS (Continued)

UNAUDITED CONSOLIDATING BALANCE SHEET INFORMATION

	Successor				
	As of June 30, 2005				
	Parent Guarantor	Issuer	Non- Guarantors	Eliminations	Consolidated
(in \$ millions)					
ASSETS					
Current assets:					
Cash and cash equivalents	1	—	958	—	959
Receivables, net:					
Trade receivables, net — third party and affiliates	—	—	955	—	955
Other receivables	1	—	524	(2)	523
Inventories	—	—	586	—	586
Deferred income taxes	—	—	75	—	75
Other assets	—	—	106	—	106
Assets of discontinued operations	—	—	3	—	3
Total current assets	2	—	3,207	(2)	3,207
Investments	128	474	543	(602)	543
Property, plant and equipment, net	—	—	1,756	—	1,756
Deferred income taxes	—	6	30	—	36
Other assets	—	8	644	—	652
Goodwill	—	—	813	—	813
Intangible assets, net	—	—	389	—	389
Total assets	130	488	7,382	(604)	7,396
LIABILITIES AND SHAREHOLDERS' EQUITY (DEFICIT)					
Current liabilities:					
Short-term borrowings and current installments of long-term debt — third party and affiliates	—	—	140	—	140
Accounts payable and accrued liabilities:					
Trade payables — third party and affiliates	2	—	680	—	682

Other current liabilities	2	—	739	(2)	739
Deferred income taxes	—	—	14	—	14
Income taxes payable	—	—	230	—	230
Liabilities of discontinued operations	—	—	7	—	7
Total current liabilities	4	—	1,810	(2)	1,812
Long-term debt	—	360	2,893	—	3,253
Deferred income taxes	—	—	227	—	227
Benefit obligations	—	—	1,003	—	1,003
Other liabilities	—	—	452	—	452
Minority interests	—	—	523	—	523
Commitments and contingencies					
Shareholders' equity (deficit)	126	128	474	(602)	126
Total liabilities and shareholders' equity (deficit)	130	488	7,382	(604)	7,396

F-130

CELANESE CORPORATION AND SUBSIDIARIES
NOTES TO THE UNAUDITED INTERIM CONSOLIDATED
FINANCIAL STATEMENTS (Continued)

UNAUDITED CONSOLIDATING BALANCE SHEET INFORMATION

	Successor				
	As of December 31, 2004				
	Parent Guarantor	Issuer	Non- Guarantors	Eliminations	Consolidated
	(in \$ millions)				
ASSETS					
Current assets:					
Cash and cash equivalents	—	—	838	—	838
Receivables, net:					
Trade receivables, net — third party and affiliates	—	—	866	—	866
Other receivables	—	—	678	(8)	670
Inventories	—	—	618	—	618
Deferred income taxes	—	—	71	—	71
Other assets	—	—	86	—	86
Assets of discontinued operations	—	—	2	—	2
Total current assets	—	—	3,159	(8)	3,151
Investments	—	406	600	(406)	600
Property, plant and equipment, net	—	—	1,702	—	1,702
Deferred income taxes	—	—	54	—	54
Other assets	7	12	739	(2)	756
Goodwill	—	—	747	—	747

Intangible assets, net	—	—	400	—	400
Total assets	<u>7</u>	<u>418</u>	<u>7,401</u>	<u>(416)</u>	<u>7,410</u>
LIABILITIES AND SHAREHOLDERS' EQUITY (DEFICIT)					
Current liabilities:					
Short-term borrowings and current installments of long-term debt — third party and affiliates	1	—	144	(1)	144
Accounts payable and accrued liabilities:					
Trade payables — third party and affiliates	—	—	722	—	722
Other current liabilities	7	—	888	(7)	888
Deferred income taxes	—	—	20	—	20
Income taxes payable	—	—	214	—	214
Liabilities of discontinued operations	—	—	7	—	7
Total current liabilities	<u>8</u>	<u>—</u>	<u>1,995</u>	<u>(8)</u>	<u>1,995</u>
Long-term debt	—	527	2,716	—	3,243
Deferred income taxes	—	—	256	—	256
Benefit obligations	—	—	1,000	—	1,000
Other liabilities	2	—	510	(2)	510
Share of subsidiary losses	109	—	—	(109)	—
Minority interests	—	—	518	—	518
Commitments and contingencies					
Shareholders' equity (deficit)	(112)	(109)	406	(297)	(112)
Total liabilities and shareholders' equity (deficit)	<u>7</u>	<u>418</u>	<u>7,401</u>	<u>(416)</u>	<u>7,410</u>

F-131

**CELANESE CORPORATION AND SUBSIDIARIES
NOTES TO THE UNAUDITED INTERIM CONSOLIDATED
FINANCIAL STATEMENTS (Continued)**

UNAUDITED CONSOLIDATED STATEMENT OF CASH FLOWS INFORMATION

	Successor				
	For the Six Months Ended June 30, 2005				
	Parent Guarantor	Issuer	Non- Guarantors	Eliminations	Consolidated
	(in \$ millions)				
Net cash provided by (used in) operating activities	9	—	181	—	190
Investing activities from continuing operations:					
Capital expenditures on property, plant and equipment	—	—	(86)	—	(86)
Investments in Subsidiaries, net	(198)	9	—	189	—
Acquisition of CAG Shares	—	—	(6)	—	(6)
Fees associated with the acquisitions	—	—	(10)	—	(10)

Acquisition of Vinamul	—	—	(208)	—	(208)
Proceeds from sale of assets	—	—	14	—	14
Net proceeds from disposal of discontinued operations	—	—	75	—	75
Proceeds from sale of marketable securities	—	—	141	—	141
Purchases of marketable securities	—	—	(59)	—	(59)
Other, net	—	—	1	—	1
Net cash provided by (used in) investing activities	(198)	9	(138)	189	(138)
Financing activities from continuing operations:					
Proceeds from issuance of common stock, net	752	—	—	—	752
Proceeds from issuance of preferred stock, net	233	—	—	—	233
Proceeds from issuance of discounted common stock	12	—	—	—	12
Contribution from parent	—	779	572	(1,351)	—
Redemption of senior discount notes, including related premium	—	(207)	—	—	(207)
Redemption of senior subordinated notes, including related premium	—	—	(572)	—	(572)
Borrowings under term loan facility	—	—	1,135	—	1,135
Fees associated with financings	—	—	(7)	—	(7)
Repayment of floating rate term loan, including related premium	—	—	(354)	—	(354)
Short-term borrowing (repayments), net	—	—	(26)	—	(26)
Proceeds (payments) from other long-term debt, net	—	—	9	—	9
Dividend payments	(3)	—	—	—	(3)
Distribution to shareholders/parent	(804)	(581)	(581)	1,162	(804)
Net cash provided by (used in) financing activities	190	(9)	176	(189)	168
Exchange rate effects on cash	—	—	(99)	—	(99)
Net increase in cash and cash equivalents	1	—	120	—	121
Cash and cash equivalents at beginning of period	—	—	838	—	838
Cash and cash equivalents at end of period	1	—	958	—	959
Net cash provided by (used in) discontinued operations:					
Operating activities	—	—	(75)	—	(75)
Investing activities	—	—	75	—	75
Net cash provided by (used in) discontinued operations	—	—	—	—	—

F-132

CELANESE CORPORATION AND SUBSIDIARIES
NOTES TO THE UNAUDITED INTERIM CONSOLIDATED
FINANCIAL STATEMENTS (Continued)

UNAUDITED CONSOLIDATED STATEMENT OF CASH FLOWS INFORMATION

Successor				
For the Three Months Ended June 30, 2004				
Parent Guarantor	Issuer	Non- Guarantors	Eliminations	Consolidated

	(in \$ millions)				
Net cash provided by (used in) operating activities	(3)	—	(104)	—	(107)
Investing activities from continuing operations:					
Capital expenditures on property, plant and equipment	—	—	(50)	—	(50)
Acquisition of CAG, net of cash acquired	—	—	(1,531)	—	(1,531)
Fees associated with acquisitions	—	—	(67)	—	(67)
Proceeds on sale of assets	—	—	1	—	1
Proceeds from sale of marketable securities	—	—	27	—	27
Purchases of marketable securities	—	—	(28)	—	(28)
Other, net	—	—	(1)	—	(1)
Net cash provided by (used in) investing activities	—	—	(1,649)	—	(1,649)
Financing activities from continuing operations:					
Initial capitalization	—	—	641*	—	641
Issuance of mandatorily redeemable preferred stock	—	—	200*	—	200
Borrowings under bridge loans	—	—	1,565	—	1,565
Repayments under bridge loans	—	—	(1,565)	—	(1,565)
Proceeds from issuance of senior subordinated notes	—	—	1,244	—	1,244
Proceeds from floating rate term loan	—	—	350	—	350
Borrowings under term loan facility	—	—	389	—	389
Short term borrowings (repayments), net	—	—	7	—	7
Proceeds (payments) from other long term debt, net	—	—	(177)	—	(177)
Issuance of preferred stock by consolidated subsidiary	—	—	15	—	15
Fees associated with financings	(18)	—	(152)	—	(170)
Distribution from subsidiary	21	—	(21)	—	—
Dividend payments	—	—	(1)	—	(1)
Net cash provided by (used in) financing activities	3	—	2,495	—	2,498
Exchange rate effects on cash	—	—	(26)	—	(26)
Net increase in cash and cash equivalents	—	—	716	—	716
Cash and cash equivalents at beginning of period	—	—	—	—	—
Cash and cash equivalents at end of period	—	—	716	—	716
Net cash provided by (used in) discontinued operations:					
Operating activities	—	—	—	—	—
Investing activities	—	—	—	—	—
Net cash provided by (used in) discontinued operations	—	—	—	—	—

* Amounts included in Non-Guarantors column represent proceeds received directly by the Non-Guarantors, on behalf of the Parent Guarantor. The legal issuer of the mandatorily redeemable preferred stock is the Parent Guarantor.

	Predecessor				
	For the Three Months Ended March 31, 2004				
	Parent	Issuer	Non-		Consolidated
			Guarantors	Eliminations	
(in \$ millions)					
Net cash provided by (used in) operating activities	—	—	(107)	—	(107)
Investing activities from continuing operations:					
Capital expenditures on property, plant and equipment	—	—	(44)	—	(44)
Net proceeds from disposal of discontinued operations	—	—	139	—	139
Proceeds from sale of marketable securities	—	—	42	—	42
Purchases of marketable securities	—	—	(42)	—	(42)
Other, net	—	—	1	—	1
Net cash provided by investing activities	—	—	96	—	96
Financing activities from continuing operations:					
Short-term borrowings (repayments), net	—	—	(16)	—	(16)
Proceeds (payments) of other long-term debt, net	—	—	(27)	—	(27)
Net cash provided by (used in) financing activities	—	—	(43)	—	(43)
Exchange rate effects on cash	—	—	(1)	—	(1)
Net decrease in cash and cash equivalents	—	—	(55)	—	(55)
Cash and cash equivalents at beginning of period	—	—	148	—	148
Cash and cash equivalents at end of period	—	—	93	—	93
Net cash provided by (used in) discontinued operations:					
Operating activities	—	—	(139)	—	(139)
Investing activities	—	—	139	—	139
Net cash provided by (used in) discontinued operations	—	—	—	—	—

F-134

CELANESE CORPORATION AND SUBSIDIARIES
NOTES TO THE UNAUDITED INTERIM CONSOLIDATED
FINANCIAL STATEMENTS (Continued)

19. Earnings (Loss) Per Share

	Three Months Ended June 30, 2005			Three Months Ended June 30, 2004		
	Continuing Operations	Discontinued Operations	Net earnings (loss)	Continuing Operations	Discontinued Operations	Net earnings (loss)
(in \$ millions, except for share and per share data)						
Earnings (loss)	67	—	67	(124)	(1)	(125)
Less: cumulative undeclared and declared preferred stock dividends	(2)	—	(2)	—	—	—
Earnings (loss) available to common						

stockholders	65	—	65	(124)	(1)	(125)
Basic earnings (loss) per common share	0.41	—	0.41	(1.25)	(0.01)	(1.26)
Diluted earnings (loss) per common share	0.39	—	0.39	(1.25)	(0.01)	(1.26)
Weighted-average shares — basic	158,530,397	—	158,530,397	99,377,884	99,377,884	99,377,884
Assumed conversion of preferred stock	12,000,000	—	12,000,000	—	—	—
Weighted-average shares — diluted	170,530,397	—	170,530,397	99,377,884	99,377,884	99,377,884

F-135

CELANESE CORPORATION AND SUBSIDIARIES
NOTES TO THE UNAUDITED INTERIM CONSOLIDATED
FINANCIAL STATEMENTS (Continued)

	Successor			Predecessor		
	Six Months Ended June 30, 2005			Three Months Ended March 31, 2004		
	Continuing Operations	Discontinued Operations	Net earnings (loss)	Continuing Operations	Discontinued Operations	Net earnings (loss)
(in \$ millions, except for share and per share data)						
Net earnings (loss)	57	—	57	55	23	78
Less: cumulative undeclared and declared preferred stock dividends	(4)	—	(4)	—	—	—
Earnings (loss) available to common shareholders	53	—	53	55	23	78
Basic earnings (loss) per common share	0.35	—	0.35	1.12	0.46	1.58
Diluted earnings (loss) per common share	0.35	—	0.35	1.11	0.46	1.57
Weighted-average shares — basic	150,182,788	—	150,182,788	49,321,468	49,321,468	49,321,468
Dilutive stock options	91,140	—	91,140	390,953	390,953	390,953
Assumed conversion of preferred stock	—	—	—	—	—	—
Weighted-average shares — diluted	150,273,928	—	150,273,928	49,712,421	49,712,421	49,712,421

Basic earnings (loss) per common share is based on the net earnings available to common shareholders divided by the weighted average number of common shares outstanding during the period. Diluted earnings per common share is based on the net earnings available to common shareholders divided by the weighted average number of common shares outstanding during the period adjusted to give effect to common stock equivalents, if dilutive.

For the three months ended June 30, 2005, the Company had 11.7 million employee stock options outstanding which were excluded from the calculation of dilutive earnings (loss) per common share as their impact would be anti-dilutive.

For the six months ended June 30, 2005, shares issuable upon the conversion of preferred stock were

excluded from the calculation of dilutive earnings (loss) per share as their impact would be anti-dilutive.

Prior to the completion of the initial public offering of Celanese Corporation Series A common stock in January 2005, the Company effected a 152.772947 for 1 stock split of outstanding shares of common stock (see Note 11). Accordingly, basic and diluted shares for the three months ended March 31, 2005 have been calculated based on the weighted average shares outstanding, adjusted for the stock split. Earnings per common share for the Predecessor periods has been calculated by dividing net earnings available to common shareholders by the historical weighted average shares outstanding of the Predecessor. As the capital structure of the Predecessor and Successor are different, the reported earnings (loss) per common share are not comparable.

20. Subsequent Event

In September 2005, the Company announced the controlled shutdown of its plants in Clear Lake, Pasadena, Bay City and Bishop, Texas in preparation for Hurricane Rita. The Company subsequently announced that these plants sustained minimal damage from this hurricane and that the Company is in the process of resuming production at these plants.

F-136

**CELANESE CORPORATION AND SUBSIDIARIES
NOTES TO THE UNAUDITED INTERIM CONSOLIDATED
FINANCIAL STATEMENTS (Continued)**

On October 5, 2005, the Company announced that it has signed a letter of intent to divest its COC business to a venture between Daicel Chemical Industries Ltd. and the Company's polyplastic venture Polyplastics Co. Ltd.

On October 7, 2005, the Company announced the sale of its Acetate manufacturing facility in Rock Hill, South Carolina to Greens of Rock Hill LLC. Celanese Acetate phased out production at the facility earlier in 2005 as part of its previously announced plans to consolidate its acetate flake manufacturing operations. The Company is assessing the accounting impact of the transaction.

F-137

[THIS PAGE INTENTIONALLY LEFT BLANK.]



